

Delivering Hardware Solutions since 1962.



Call: 800.677.3383
Email: sales@jeskehardware.com
Order online: www.jeskehardware.com

Product Guide

Volume 1

Revised Date: April 26, 2023

COMMERCIAL HARDWARE



DEXTER
COMMERCIAL HARDWARE

FALCON

LCN

LOCKNETICS™

SCHLAGE

VON DUPRIN



Adams Rite **h.es.** **NORTON RIXSON** **PEMKO** **ROCKWOOD**
ASSA ABLOY ASSA ABLOY ASSA ABLOY ASSA ABLOY ASSA ABLOY

dormakaba

RESIDENTIAL HARDWARE

BALDWIN

Kwikset



National Hardware™

SCHLAGE

DELTANA





- **Customer service is available from 7:00 a.m. to 6:00 p.m., Central time.**
- **Distribution center hours are 7:00 a.m. to 4:30 p.m., local time.**

Possession of this product guide does not necessarily constitute permission to purchase or an obligation to sell.

Issued December 2022. Errors in this catalog are subject to correction.

ORDERING FROM JESKE

- For up-to-date pricing, visit www.jeskehardware.com.
- For fastest order processing, submit orders at shop.jeskehardware.com.
- We also accept orders via e-mail (sales@jeskehardware.com), phone, and fax.
- Advanced account management is available online.
- Shipping charges appear on your order confirmation.
- Experienced account managers handle your inquiries and service your accounts.
- Accurate shipments are delivered promptly.
- Three distribution centers to serve you.

ORDERING TERMS

- A copy of your Resale Tax ID certificate and Federal W-9 must accompany your credit application to establish a new account.
- Invoice terms are NET 30 days, aged from invoice date. Past-due accounts are charged 1½% per month on past-due amounts. Orders from past-due accounts are put on hold.
- **Non-stock (special order) items are indicated by this icon** ✪. Contact customer service for lead time.
- Items that cannot be sold in broken case quantities are indicated by a star. ★

SHIPPING TERMS

- Orders receive free shipping at \$300 NET for orders shipped within the continental United States.
- Orders containing packages that are 48" or longer or any individual item that weighs 25 pounds or more qualify for free shipping at \$1,500 NET.
- Highlighted items in this product guide are subject to the \$1,500 free shipping level.
- Orders that do not meet the appropriate free shipping threshold will have ground shipping charges added to the invoice.
- Orders shipped to Alaska, Hawaii, and United States territories do not qualify for free shipping.
- Jeske Hardware Distributors will select the carrier for all shipments.
- A \$10 drop-ship fee will be added to all orders shipped directly to our customers' customer.

ORDER PICKUPS

- We do not provide product consultations, ordering, or pick up services for our customers' customers.
- Please allow three hours processing time for pickup orders.

RETURNS / CREDITS / SHIPPING ERRORS

- A Return Merchandise Authorization (RMA) is required for all returns.
- Customers have 30 days to request a RMA from our customer service department.
- Product must be returned within 10 days after receipt of the RMA.
- Returns for any reason other than manufacturer defect or Jeske Hardware Distributors' error are subject to a 15% restocking fee.
- Items subject to the higher free shipping level may be returned at the customers' own expense. Customers are also responsible for arranging return shipments of these items back to Jeske Hardware Distributors.
- In all instances, the product must be returned in saleable condition, in the original packaging and inside an outer carton. Any return with price stickers or other package damage will be rejected.
- Special orders, keyed locks, discontinued items, and hinges that have been converted to NRP are not returnable and may not be canceled once the order has been placed with the vendor.
- All claims for shortage and/or damaged goods must be reported within five days from receipt of merchandise.

HOLIDAYS

- Jeske Hardware Distributors will be closed for various holidays throughout the year.
- Please visit www.jeskehardware.com for a list of observed holidays.

CORPORATE HQ

820 Association Dr.
Appleton, WI 54914

PAYMENT ADDRESS

PO Box 1426
Appleton, WI 54912

WISCONSIN DC

1800 W. Capitol Dr.
Appleton, WI 54914

MISSISSIPPI DC

8883 Stanton Rd.
Southaven, MS 38671

NEVADA DC

980 Packer Way
Sparks, NV 89431



Jeske Hardware Distributors

a division of The Jeske Company Inc
820 Association Dr., Appleton WI 54914
P.O. Box 1426, Appleton, WI 54912 (payment address)
Phone: 800-677-3383 Fax: 800-766-5422
www.jeskehardware.com

APPLICATION FOR CREDIT

Completed forms should be emailed to billing@jeskehardware.com or faxed to 800-766-5422

Bill To

Company Name: _____
Address: _____
City: _____ State: _____ Zip: _____
Phone: _____ Fax: _____
Email: _____
Federal Tax ID Number: _____
Type of Business: _____
Owner's Name (first, middle initial, last): _____
Desired Credit Limit: _____
AP Contact: _____
Invoice Method: Mail Email: _____

Ship To

Company Name: _____
Address: _____
City: _____ State: _____ Zip: _____
Phone: _____ Fax: _____
Email: _____

Sales and Use Tax Exempt: Yes No If yes, please attach copy of exemption certificate

Web Store Access Name: _____ Email: _____

***If multiple people in your organization need webstore access, please provide their names and emails separately.

References

Business Name: _____
Phone: _____ Email: _____

Business Name: _____
Phone: _____ Email: _____

Bank Name: _____
Phone: _____ Email: _____

The above firm understands that the processing of this credit application constitutes an agreement by the above customer to terms, conditions, and prices of Jeske Hardware Distributors. In the event this account must be placed for collection, the customer will be responsible for collection charges and/or attorney fees.

COMPANY POLICY: When an account becomes 30 days past due, orders are placed on hold until the situation is resolved.

Authorized Signature: _____ Date: _____

Please print your name: _____

Need current pricing? Working late? Want answers quickly?
With our easy-to-use webstore, you can place and track orders, view pricing, and much more!

Visit www.jeskehardware.com and click "Web Store" to get started!

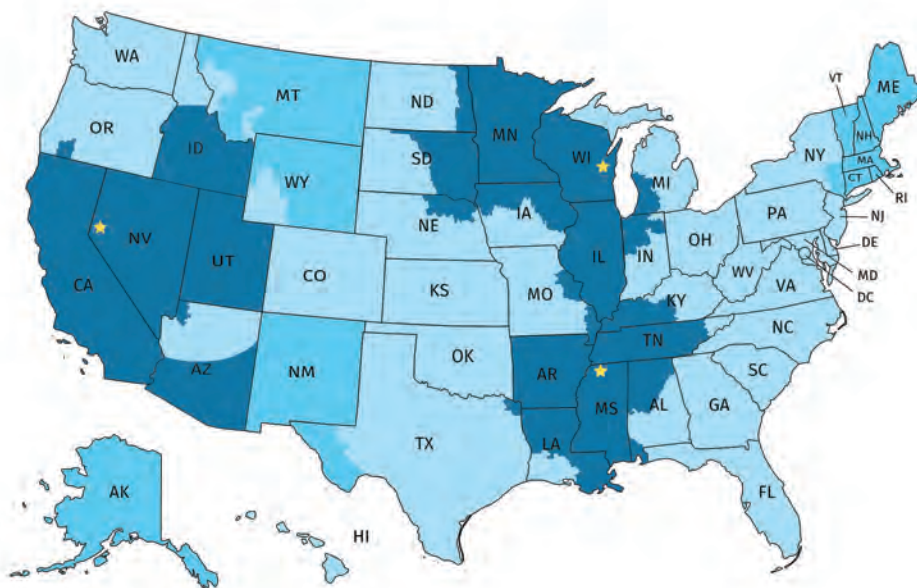


- View your current pricing and real-time product inventory
- Access order status
- Track your order, from start to finish, with HardwareTrackerSM
- See your order history
- Create saved Quick Lists of products for easy reordering
- View quotes
- View outstanding and available balances
- Pay invoices and print statements



Not a current webstore user? Signing up is easy! Fill out the form at www.jeskehardware.com/register
If you're not a current Jeske customer, please complete the Jeske credit application at www.jeskehardware.com/creditapp

STANDARD PARCEL TRANSIT TIMES



■ 1 DAY SHIPPING ■ 2 DAY SHIPPING ■ 3 DAY SHIPPING ★ DISTRIBUTION CENTERS

Transit times based on stocked items in the nearest distribution center. Contact your Jeske account manager or our customer service team with questions about transit and lead times for specific orders.

We've been delivering solutions since 1962.

When you work with Jeske Hardware Distributors, you get more than just a lock in a box. From start to finish, our team works together to provide you with the best hardware solution.

You're more than just a number to us. As a Jeske customer, you have a dedicated account manager who's available to answer questions, help with project quotes, and keep you up to date on new products, special offers, and more. Our account managers have decades of collective experience and industry knowledge, and they're just a phone call or an email away!



Our dedicated customer service team is available from 7 a.m. to 6 p.m., Central Time, Monday through Friday. Whether you want to place an order or just have questions about a product, our team is ready to answer your call (or email). Need something in the off-hours? Our webstore is available 24/7, making it easy for you to check inventory, place orders, and manage your account.

Our full-service keying department offers custom keying solutions for your projects. From simple "keyed alike" house jobs to complex master keying projects, you can trust us to deliver for you.



Working on multi-family and commercial jobs or projects? Our commercial department is ready to help with Division 8 hardware and commercial and multi-family bath hardware. Our DHI-credentialed team has the experience and industry know-how to help take your project from start to finish.



Our distribution teams work together to quickly and accurately ship your orders from our three distribution centers. HardwareTrackerSM lets you follow your shipment from order entry to delivery, so you know what to expect.





TABLE OF CONTENTS

We're always adding new products! Visit our webstore to see our newest product offerings.

Baldwin	BW
Kwikset	KW
Safelock.....	SL
Schlage	SC
Stone Harbor Hardware	SHH
Latches & Strikes.....	A
Keys & Keying Parts.....	B
Commercial Door Locks.....	C
Access Control	D
Bath Hardware	E
Cabinet & Furniture Hardware	F
Closet & Organization	G
Door & Home Hardware	H
Door Hardware - Commercial	I
Door Closers & Operators	J
Door Hinges	K
Exit Devices	L
Garage Hardware	M
Gate & Utility Hardware	N
Picture Hanging Hardware	O
Plant Hardware	P
Safety & Security	Q
Screen & Storm.....	R
Sliding & Folding Door Hardware	S
Stair Hardware.....	T
Weatherization Hardware.....	U
Window Hardware	V
Product Index	INDX-1
Brand Index.....	INDX-4
General Reference	REF

BALDWIN®

ESTATE™



Minneapolis Touchscreen Deadbolts

Boxpack

Function	Product Code	102 Oil-Rbd. Bronze	150 / 056 Satin Nickel	190 Satin Black	260 Polished Chrome
Z-Wave Touchscreen	8225 ZW	BE1900350	BE1900450	BE1900750	BE1900850
Touchscreen	8225	BE1960350	BE1960450	BE1960750	BE1960850



Boulder Touchscreen Deadbolts

Boxpack

Function	Product Code	102 Oil-Rbd. Bronze	112 Venetian Bronze
Z-Wave Touchscreen	8235 ZW	BE1910350	BE1910950
Touchscreen	8235	BE1970350	BE1970950



Boulder



Soho

Electronic Deadbolts

Boxpack

Function	Product Code	003 Lifetime Brass	102 Oil-Rbd. Bronze	112 Venetian Bronze	150 / 056 Satin Nickel	190 Satin Black	260 Polished Chrome
Boulder Keypad	8252 AC1	BE1500150	BE1500350	BE1500950	-	-	-
Soho Keypad	8285 AC1	-	-	-	BE1520450	BE1520750	BE1520850



Boulder



Contemporary Square



Contemporary Round



Hollywood Hills

Deadbolts

Boxpack

Function	Product Code	044 Satin Brass	102 Oil-Rbd. Bronze	112 Venetian Bronze	150 / 056 Satin Nickel	190 Satin Black	260 Polished Chrome
Boulder 1-Cyl.	8252	☛	BE1300350	BE1300950	☛	☛	☛
Contemporary Square 1-Cyl.	8220	☛	BE1310350	☛	BE1310450	BE1310750	BE1310850
Contemporary Round 1-Cyl.	8244	☛	☛	☛	BE1320450	BE1320750	☛
Hollywood Hills 1-Cyl.	8260	BE1405650	☛	☛	BE1400450	BE1400750	☛

BALDWIN®



Full Escutcheon



Sectional



Bottom Only

ESTATE™

Minneapolis w/ 5162 Lever

Boxpack

Function	Product Code	102 Oil-Rbd. Bronze	150 / 056 Satin Nickel	190 Satin Black	260 Polished Chrome
Full Escutcheon LH	85392 LENT	BE7100370	BE7100470	☒	BE7100870
Full Escutcheon RH	85392 RENT	BE7100371	BE7100471	☒	BE7100871
3/4 Escutcheon LH	85391 LENT	BE7110370	BE7110470	☒	BE7110870
3/4 Escutcheon RH	85391 RENT	BE7110371	BE7110471	☒	BE7110871
Sectional LH	85390 LENT	BE7130370	BE7130470	BE7130770	BE7130870
Sectional RH	85390 RENT	BE7130371	BE7130471	BE7130771	BE7130871
Bottom Only LH	85390 ACLH	BE7140370	BE7140470	BE7140770	BE7140870
Bottom Only RH	85390 ACRH	BE7150371	BE7150471	BE7150771	BE7150871



Full Escutcheon



3/4 Escutcheon



Bottom Only

Boulder w/ Beavertail Lever

Boxpack

Function	Product Code	102 Oil-Rbd. Bronze	112 Venetian Bronze
Full Escutcheon LH	6402 LENT	BE7000370	BE7000970
Full Escutcheon RH	6402 RENT	BE7010371	BE7010971
3/4 Escutcheon LH	85354 LENT	BE7020370	BE7020970
3/4 Escutcheon LH	85354 RENT	BE7030371	BE7030971
Bottom Only LH	85353 ACLH	BE7040370	BE7040970
Bottom Only RH	85353 ACRH	BE7050371	BE7050971
Full Dummy LH	6402 LFD	BE7000374	BE7000974
Full Dummy RH	6402 RFD	BE7010375	BE7010975
3/4 Dummy LH	85354 LFD	BE7020374	BE7020974
3/4 Dummy RH	85354 RFD	BE7030375	BE7030975



Sold with a 2-3/8" latch

Beavertail Lever

Boxpack

Function	Product Code	102 Oil-Rbd. Bronze	112 Venetian Bronze
Passage	5452V PASS	BE3010320	BE3010920
Privacy	5452V PRIV	BE3010330	BE3010930
Half Dummy LH	5452V LDM	BE3010310	BE3010910
Half Dummy RH	5452V RDM	BE3010311	BE3010911

Additional styles and finishes, including the new mixed metal offering, are available via special order. Please contact our purchasing team for details.



BALDWIN®

ESTATE™



5162 Lever w/ R017 Rose Sold with a 2-3/8" latch Boxpack

Function	Product Code	102 Oil-Rbd. Bronze	150 / 056 Satin Nickel	190 Satin Black	260 Polished Chrome
Passage	5162 PASS	BE5010320	BE5010420	BE5010720	BE5010820
Privacy	5162 PRIV	BE5010330	BE5010430	BE5010730	BE5010830
Half Dummy LH	5162 LDM	BE5010310	BE5010410	BE5010710	BE5010810
Half Dummy RH	5162 RDM	BE5010311	BE5010411	BE5010711	BE5010811



5173 Lever w/ 5046 Rose Sold with a 2-3/8" latch Boxpack

Function	Product Code	150 / 056 Satin Nickel	190 Satin Black
Passage	5173 PASS	BE5055420	BE5050720
Privacy	5173 PRIV	BE5055430	BE5050730
Half Dummy LH	5173 LDM	BE5055410	BE5050710
Half Dummy RH	5173 RDM	BE5055411	BE5050711



L021 Lever w/ R017 Rose Sold with a 2-3/8" latch Boxpack

Function	Product Code	150 / 056 Satin Nickel	190 Satin Black
Passage	L021 PASS	BE5075420	BE5070720
Privacy	L021 PRIV	BE5075430	BE5070730
Half Dummy LH	L021 LDM	BE5075410	BE5070710
Half Dummy RH	L021 RDM	BE5075411	BE5070711



L029 Lever w/ R017 Rose Sold with a 2-3/8" latch Boxpack

Function	Product Code	044 Satin Brass	150 / 056 Satin Nickel	190 Satin Black	260 Polished Chrome
Passage	L029 PASS	BE5095620	BE5095420	BE5090720	BE5090820
Privacy	L029 PRIV	BE5095630	BE5095430	BE5090730	BE5090830
Half Dummy LH	L029 LDM	BE5095610	BE5095410	BE5090710	BE5090810
Half Dummy RH	L029 RDM	BE5095611	BE5095411	BE5090711	BE5090811

BALDWIN®

ESTATE™



L023 Lever w/ R017 Rose

Sold with a 2-3/8" latch
Boxpack

Function	Product Code	056 Satin Nickel	190 Satin Black	260 Polished Chrome
Passage	L023 PASS	BE5080420	BE5080720	BE5080820
Privacy	L023 PRIV	BE5080430	BE5080730	BE5080830
Half Dummy LH	L023 LDM	BE5080410	BE5080710	BE5080810
Half Dummy RH	L023 RDM	BE5080411	BE5080711	BE5080811



5055 Knob w/ 5046 Rose

Sold with a 2-3/8" latch
Boxpack

Function	Product Code	044 Satin Brass	056 Satin Nickel	190 Satin Black	260 Polished Chrome
Passage	K009 PASS	BE5305620	BE5300420	BE5300720	BE5300820
Privacy	K009 PRIV	BE5305630	BE5300430	BE5300730	BE5300830
Half Dummy	K009 IDM	BE5305610	BE5300410	BE5300710	BE5300810



Hollywood Hills
by EriniV

BALDWIN™

K009 Knob w/ R050 Rose

Sold with a 2-3/8" latch
Boxpack

Function	Product Code	044 Satin Brass	150 / 056 Satin Nickel
Passage	K009 PASS	BE5215620	BE5215420
Privacy	K009 PRIV	BE5215630	BE5215430
Half Dummy	K009 IDM	BE5215610	BE5215410



Parts

Boxpack

Function	Product Code	Not Finish Specific
Door Adapter	6502.009	BE6502009
Adapter Standard	6503.009	BE6503009
Adapter Spring Assist	6504.009	BE6504009

Spindles

Boxpack

Function	Product Code	Not Finish Specific
3-1/2" Straight	0510.004	BE9350
4" Straight	0511.004	BE9352
3-1/2" Swivel	0520.004	BE9354
4" Swivel	0522.004	BE9356
Half Dummy	5098.004.N	BE9358

BALDWIN® RESERVE™



Adirondack

Columbus

Elkhorn

Longview

Napa

Adirondack

Boxpack (Includes knob or lever)

Function	Product Code	481 Dark Bronze	492 White Bronze
2-Pc. w/ Arch Lever & Arch Rose LH	SC.ADIxARC.RAR.L	BW8154170	BW8154070
2-Pc. w/ Arch Lever & Arch Rose RH	SC.ADIxARC.RAR.R	BW8154171	BW8154071
2-Pc. w/ Rustic Knob & Round Rose	SC.ADIxRUS.RAR	BW8164170	BW8164070

Columbus

Boxpack (Includes knob or lever)

Function	Product Code	112 Venetian Bronze	150 Satin Nickel
2-Pc. w/ Curve Lever LH	SC.COLxCUR.TRR.L	BW8010970	BW8010470
2-Pc. w/ Curve Lever RH	SC.COLxCUR.TRR.R	BW8010971	BW8010471
2-Pc. w/ Round Knob	SC.COLxROU.TRR	BW8000970	BW8000470

Elkhorn

Boxpack (Includes knob or lever)

Function	Product Code	481 Dark Bronze
Emergency Egress w/ Arch Lever LH	EE.ELKXARC.L	BW9114170
Emergency Egress w/ Arch Lever RH	EE.ELKXARC.R	BW9114171
Emergency Egress w/ Rustic Knob	EE.ELKXRUS.RAE	BW9124170

Longview

Boxpack (Includes knob or lever)

Function	Product Code	481 Dark Bronze
Emergency Egress w/ Taper Lever	EE.LONXTAP.SBE	BW9174170
Emergency Egress w/ Rustic Knob	EE.LONXRUS.SBE	BW9184170

Napa

Boxpack (Includes knob or lever)

Function	Product Code	112 Venetian Bronze	190 Satin Black
2-Pc. w/ Federal Lever	SC.NAPxFED.TSR	BW8070970	♻️
2-Pc. w/ Round Knob	SC.NAPxROU.TSR	BW8080970	BW8080770

BALDWIN® RESERVE™



La Jolla



Santa Cruz



Seattle

La Jolla

Boxpack (Includes knob or lever)

Function	Product Code	044 Satin Brass	112 Venetian Bronze	141 / 055 Polished Nickel	150 Satin Nickel	190 Satin Black
2-Pc. w/ Square Lever	SC.LAJXSQU.CSR	BW8245670	BW8240970	BW8244270	BW8240470	BW8240770
2-Pc. w/ Contemporary Knob	SC.LAJXCON.CSR	☼	☼	☼	☼	BW8280770
Function	Product Code	260 Polished Chrome				
2-Pc. w/ Square Lever	SC.LAJXSQU.CSR	BW8240870				
2-Pc. w/ Contemporary Knob	SC.LAJXCON.CSR	☼				

Santa Cruz

Boxpack (Includes knob or lever)

Function	Product Code	044 Satin Brass	112 Venetian Bronze	150 Satin Nickel	190 Satin Black
Emergency Egress w/ Square Lever	EE.SANXSQU.CQE	BW9255670	BW9250970	BW9250470	BW9250770

Seattle

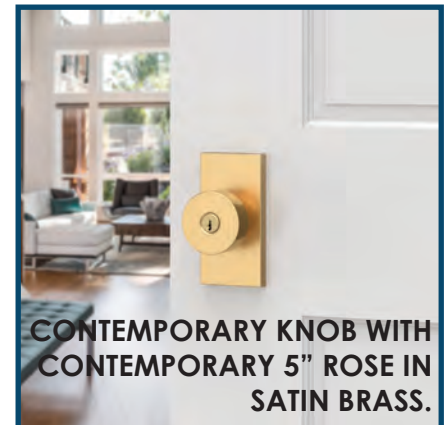
Boxpack (Includes knob or lever)

Function	Product Code	112 Venetian Bronze	150 Satin Nickel	190 Satin Black
Emergency Egress w/ Square Lever	EE.SEAXSQU.CQE	BW9090970	BW9090470	BW9090770

Replacement Cylinders

Function	Product Code	112 Venetian Bronze	150 Satin Nickel	260 Polished Chrome	481 Dark Bronze	492 White Bronze
SMT Deadbolt w/ 2 Keys	8BR0204	BW920409	BW920404	BW920408	BW920431	BW920430

Looking for something else? Additional styles and finishes can be found on our [webstore](#).



CONTEMPORARY KNOB WITH
CONTEMPORARY 5" ROSE IN
SATIN BRASS.

BALDWIN®

RESERVE™



Square Lever w/ Square Rose

Boxpack
6AL RCS / SCS

Function	Product Code	044 Satin Brass	112 Venetian Bronze	141 / 055 Polished Nickel	150 Satin Nickel	190 Satin Black	260 Polished Chrome
Passage	PS.SQU.CSR	BW4125620	BW4120920	BW4124220	BW4120420	BW4120720	BW4120820
Privacy	PV.SQU.CSR	BW4125630	BW4120930	BW4124230	BW4120430	BW4120730	BW4120830
Entry	EN.SQU.CSR	BW4125640	BW4120940	BW4124240	BW4120440	BW4120740	BW4120840
Dummy	HD.SQU.CSR	BW4125610	BW4120910	BW4124210	BW4120410	BW4120710	BW4120810



Square Lever w/ 5" Contemporary Rose

Boxpack
6AL RCS / SCS

Function	Product Code	044 Satin Brass	150 Satin Nickel	190 Satin Black
Passage	PS.SQU.CFR	BW4145620	BW4140420	BW4140720
Privacy	PV.SQU.CFR	BW4145630	BW4140430	BW4140730
Entry	EN.SQU.CFR	BW4145640	BW4140440	BW4140740
Dummy	HD.SQU.CFR	BW4145610	BW4140410	BW4140710



Tube Lever w/ Round Rose

Boxpack
6AL RCS / SCS

Function	Product Code	150 Satin Nickel	190 Satin Black	260 Polished Chrome
Passage	PS.TUB.CRR	BW4010420	BW4010720	BW4010820
Privacy	PV.TUB.CRR	BW4010430	BW4010730	BW4010830
Entry	EN.TUB.CRR	BW4010440	BW4010740	BW4010840
Dummy	HD.TUB.CRR	BW4010410	BW4010710	BW4010810



Contemporary Deadbolts

Boxpack
6AL

Function	Product Code	044 Satin Brass	112 Venetian Bronze	141 / 055 Polished Nickel	150 Satin Nickel	190 Satin Black	260 Polished Chrome
Square 1-Cyl.	SC.CSD	BW1125650	BW1120950	BW1124250	BW1120450	BW1120750	BW1120850
Round 1-Cyl.	SC.CRD	✳	✳	✳	BW1110450	BW1110750	BW1110850

BALDWIN® RESERVE™



Contemporary Knob w/ Square Rose

Boxpack

6AL RCS / SCS

Function	Product Code	044 Satin Brass	141 / 055 Polished Nickel	150 Satin Nickel	190 Satin Black
Passage	PS.CON.CSR	BW4135620	BW4134220	BW4130420	BW4130720
Privacy	PV.CON.CSR	BW4135630	BW4134230	BW4130430	BW4130730
Entry	EN.CON.CSR	BW4135640	BW4134240	BW4130440	BW4130740
Dummy	HD.CON.CSR	BW4135610	BW4134210	BW4130410	BW4130710



Contemporary Knob w/ 5" Contemporary Rose

Boxpack

6AL RCS / SCS

Function	Product Code	044 Satin Brass	150 Satin Nickel	190 Satin Black
Passage	PS.CON.CFR	BW4155620	BW4150420	BW4150720
Privacy	PV.CON.CFR	BW4155630	BW4150430	BW4150730
Entry	EN.CON.CFR	BW4155640	BW4150440	BW4150740
Dummy	HD.CON.CFR	BW4155610	BW4150410	BW4150710



Crystal Knob w/ 5" Contemporary Rose

Boxpack

6AL RCS / SCS

Function	Product Code	044 Satin Brass	150 Satin Nickel	190 Satin Black
Passage	PS.CCY.CFR	BW4165620	BW4160420	BW4160720
Privacy	PV.CCY.CFR	BW4165630	BW4160430	BW4160730
Dummy	HD.CCY.CFR	BW4165610	BW4160410	BW4160710

BALDWIN®

RESERVE™



Arch Lever w/ Arch Rose

Boxpack
6AL RCS / SCS

Function	Product Code	481 Dark Bronze	492 White Bronze
Passage	PS.ARC.RAR	BW6134120	BW6134020
Privacy	PV.ARC.RAR	BW6134130	BW6134030
Entry	EN.ARC.RAR	BW6134140	BW6134040
Dummy LH	HD.ARC.L.RAR	BW6134110	BW6134010
Dummy RH	HD.ARC.R.RAR	BW6134111	BW6134011



Rustic Knob w/ Arch Rose

Boxpack
6AL RCS / SCS

Function	Product Code	481 Dark Bronze	492 White Bronze
Passage	PS.RUS.RAR	BW6234120	BW6234020
Privacy	PV.RUS.RAR	BW6234130	BW6234030
Entry	EN.RUS.RAR	BW6234140	BW6234040
Dummy	HD.RUS.RAR	BW6234110	BW6234010



Arch Lever w/ Square Rose

Boxpack
6AL RCS / SCS

Function	Product Code	481 Dark Bronze	492 White Bronze
Passage	PS.ARC.RSR	BW6124120	BW6124020
Privacy	PV.ARC.RSR	BW6124130	BW6124030
Entry	EN.ARC.RSR	BW6124140	BW6124040
Dummy LH	HD.ARC.L.RSR	BW6124110	BW6124010
Dummy RH	HD.ARC.R.RSR	BW6124111	BW6124011



Rustic Knob w/ Square Rose

Boxpack
6AL RCS / SCS

Function	Product Code	481 Dark Bronze	492 White Bronze
Passage	PS.RUS.RSR	BW6224120	BW6224020
Privacy	PV.RUS.RSR	BW6224130	BW6224030
Entry	EN.RUS.RSR	BW6224140	BW6224040
Dummy	HD.RUS.RSR	BW6224110	BW6224010



Taper Lever w/ Square Rose

Boxpack
6AL RCS / SCS

Function	Product Code	481 Dark Bronze	492 White Bronze
Passage	PS.TAP.RSR	BW6024120	BW6024020
Privacy	PV.TAP.RSR	BW6024130	BW6024030
Entry	EN.TAP.RSR	BW6024140	BW6024040
Dummy	HD.TAP.RSR	BW6024110	BW6024010



Deadbolts

Boxpack
6AL

Function	Product Code	481 Dark Bronze	492 White Bronze
Rustic Square 1-Cyl.	SC.RSD	BW1224150	BW1224050
Rustic Arch 1-Cyl.	SC.RAD	BW1234150	BW1234050

BALDWIN®

RESERVE™



Federal Lever w/ Square Rose

Boxpack
6AL RCS / SCS

Function	Product Code	112 Venetian Bronze
Passage	PS.FED.TSR	BW2520920
Privacy	PV.FED.TS	BW2520930
Entry	EN.FED.TSR	BW2520940
Dummy	HD.FED.TSR	BW2520910



Round Knob w/ Square Rose

Boxpack
6AL RCS / SCS

Function	Product Code	112 Venetian Bronze	190 Satin Black
Passage	PS.ROU.TSR	BW2020920	BW2020720
Privacy	PV.ROU.TSR	BW2020930	BW2020730
Entry	EN.ROU.TSR	BW2020940	BW2020740
Dummy	HD.ROU.TSR	BW2020910	BW2020710



Curve Lever w/ Arch Rose

Boxpack
6AL RCS / SCS

Function	Product Code	112 Venetian Bronze	150 Satin Nickel
Passage	PS.CUR.TAR	BW2330920	BW2330420
Privacy	PV.CUR.TAR	BW2330930	BW2330430
Entry	EN.CUR.TAR	BW2330940	BW2330440
Dummy LH	HD.CUR.TAR.L	BW2330910	BW2330410
Dummy RH	HD.CUR.TAR.R	BW2330911	BW2330411



Traditional Knob w/ Arch Rose

Boxpack
6AL RCS / SCS

Function	Product Code	112 Venetian Bronze	150 Satin Nickel
Passage	PS.TRA.TAR	BW2130920	BW2130420
Privacy	PV.TRA.TAR	BW2130930	BW2130430
Entry	EN.TRA.TAR	BW2130940	BW2130440
Dummy	HD.TRA.TAR	BW2130910	BW2130410



Curve Lever w/ Round Rose

Boxpack
6AL RCS / SCS

Function	Product Code	112 Venetian Bronze	150 Satin Nickel
Passage	PS.CUR.TRR	BW2310920	BW2310420
Privacy	PV.CUR.TRR	BW2310930	BW2310430
Entry	EN.CUR.TRR	BW2310940	BW2310440
Dummy LH	HD.CUR.TRR.L	BW2310910	BW2310410
Dummy RH	HD.CUR.TRR.R	BW2310911	BW2310411



Round Knob w/ Round Rose

Boxpack
6AL RCS / SCS

Function	Product Code	112 Venetian Bronze	150 Satin Nickel
Passage	PS.ROU.TRR	BW2010920	BW2010420
Privacy	PV.ROU.TRR	BW2010930	BW2010430
Entry	EN.ROU.TRR	BW2010940	BW2010440
Dummy	HD.ROU.TRR	BW2010910	BW2010410

BALDWIN® RESERVE™



Ellipse Knob w/ Round Rose

Boxpack
6AL RCS / SCS

Function	Product Code	112 Venetian Bronze	150 Satin Nickel
Passage	PS.ELL.TRR	BW2210920	BW2210420
Privacy	PV.ELL.TRR	BW2210930	BW2210430
Entry	EN.ELL.TRR	BW2210940	BW2210440
Dummy	HD.ELL.TRR	BW2210910	BW2210410



Crystal Knob w/ Round Rose

Boxpack
6AL RCS / SCS

Function	Product Code	112 Venetian Bronze	150 Satin Nickel	190 Satin Black
Passage	PS.ELL.TRR	BW2540920	BW2540420	BW2540720
Privacy	PV.ELL.TRR	BW2540930	BW2540430	BW2540730
Dummy	HD.ELL.TRR	BW2540910	BW2540410	BW2540710

Deadbolts

Boxpack
6AL



Function	Product Code	112 Venetian Bronze	150 Satin Nickel	190 Satin Black
Traditional Square 1-Cyl.	SC.TSD	BW1020950	☼	BW1020750
Traditional Arch 1-Cyl.	SC.TAD	BW1030950	BW1030450	☼
Traditional Round 1-Cyl.	SC.TRD	BW1010950	BW1010450	BW1010750



BBR0701



8BR0704



8BR0706



8BR0707

Thick Door Kits

Function	Product Code	044 Satin Brass	112 Venetian Bronze	150 Satin Nickel	190 Satin Black	260 Polished Chrome	481 Dark Bronze	492 White Bronze
For 1-Cyl. Handleset	8BR0701	BW970156	BW970109	BW970104	BW970107	BW970108	BW970131	BW970130
For Emr. Egs. Handleset	8BR0717	BW971756	BW971709	BW971704	BW971707	☼	☼	☼
For 1-Cyl. Deadbolt	8BR0704	BW970456	BW970409	BW970404	BW970407	BW970408	BW970431	BW970430
For Entry	8BR0706	BW970656	BW970609	BW970604	BW970607	BW970608	BW970631	BW970630
For Passage & Privacy	8BR0707	BW970756	BW970709	BW970704	BW970707	BW970708	BW970731	BW970730

BALDWIN®

PRESTIGE SERIES



Spyglass

**Torrey Pines
(full escutcheon)**

**Torrey Pines
(2-Piece)**

Avendale

Bighorn

Medina

Nautica

Wesley

Spyglass

Retail Pack (Includes knob or lever)

Function	Product Code	Case Qty.	11P Venetian Bronze	15 Satin Nickel	514 Matte Black
2-Pc. Handleset w/ Spyglass	180SPHxSPL SQR SMT	1	BP8060972	BP8060472	BP8060772

Torrey Pines

Retail Pack (Includes knob or lever)

Function	Product Code	Case Qty.	4 Satin Brass	11P Venetian Bronze	15 Satin Nickel
Full Escutcheon w/ Torrey	180TPEXTOL SLR SMT	1	BP7011980	BP7010980	BP7010480
2-Pc. Handleset w/ Torrey	180TPHXTOL SLR SMT	1	BP8101972	BP8100972	BP8100472

Avendale

Retail Pack (Includes knob or lever)

Function	Product Code	Case Qty.	15 Satin Nickel
2-Pc. Handleset w/ Carnaby	180AEHxCYK ARB SMT	1	BP8010472

Bighorn

Retail Pack (Includes knob or lever)

Function	Product Code	Case Qty.	11P Venetian Bronze
Full Escutcheon w/ Carnaby	180BNHxCYK RDB SMT	1	BP8030972

Medina

Retail Pack (Includes knob or lever)

Function	Product Code	Case Qty.	11P Venetian Bronze
2-Pc. Handleset w/ Madrina	180MDHxMDL ARB SMT	1	BP8040972

Nautica

Retail Pack (Includes knob or lever)

Function	Product Code	Case Qty.	15 Satin Nickel
2-Pc. Handleset w/ Tobin	180NAHxTBL RDB SMT	1	BP8050472

Wesley

Retail Pack (Includes knob or lever)

Function	Product Code	Case Qty.	15 Satin Nickel
2-Pc. Handleset w/ Alcott	180WYHxATK RDB SMT	1	BP8080472
2-Pc. Handleset w/ Carnaby	180WYHxCYK ARB SMT	1	BP8090472


BALDWIN®

PRESTIGE SERIES



Spyglass
Retail Pack
6AL RCS

Function	Product Code	Case Qty.	11P Venetian Bronze	15 Satin Nickel	514 Matte Black
Passage	352SPL SQR	2	BP4020920	BP4020420	BP4020720
Privacy	353SPL SQR	2	BP4020930	BP4020430	BP4020730
Entry (SMT KW1)	354SPL SQR SMT	2	BP4020942	BP4020442	BP4020742
Entrance Set (SMT KW1)	183SPExSPL SQR SMT	1	BP7000980	BP7000480	BP7000780
Dummy	351SPL SQR	2	BP4020910	BP4020410	BP4020710



Torrey
Retail Pack
6AL RCS

Function	Product Code	Case Qty.	4 Satin Brass	11P Venetian Bronze	15 Satin Nickel
Passage	352TOL SLR	2	BP4051920	BP4050920	BP4050420
Privacy	353TOL SLR	2	BP4051930	BP4050930	BP4050430
Entry (SMT KW1)	354TOL SLR SMT	2	BP4051942	BP4050942	BP4050442
Dummy	351TOL SLR	2	BP4051910	BP4050910	BP4050410



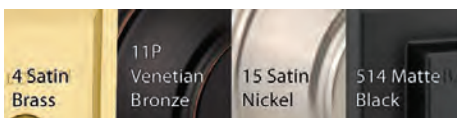
Tobin
Retail Pack
6AL RCS

Function	Product Code	Case Qty.	15 Satin Nickel
Passage	352TBL RDB	2	BP4040420
Privacy	353TBL RDB	2	BP4040430
Entry (SMT KW1)	354TBL RDB SMT	2	BP4040442
Dummy LH	351TBL RDB LH	2	BP4040410
Dummy RH	351TBL RDB RH	2	BP4040411



Madrina
Retail Pack
6AL RCS

Function	Product Code	Case Qty.	11P Venetian Bronze
Passage	352MDL ARB	2	BP4010920
Privacy	353MDL ARB	2	BP4010930
Entry (SMT KW1)	354MDL ARB SMT	2	BP4010942
Dummy LH	351MDL ARB LH	2	BP4010910
Dummy RH	351MDL ARB RH	2	BP4010911



BALDWIN®

PRESTIGE SERIES



Carnaby w/ Round Rose

Retail Pack
6AL RCS

Function	Product Code	Case Qty.	11P Venetian Bronze
Passage	352CYK RDB	2	BP2030920
Privacy	353CYK RDB	2	BP2030930
Entry (SMT KW1)	354CYK RDB SMT	2	BP2030942
Dummy	351CYK RDB	2	BP2030910



Carnaby w/ Arch Rose

Retail Pack
6AL RCS

Function	Product Code	Case Qty.	15 Satin Nickel
Passage	352CYK ARB	2	BP2020420
Privacy	353CYK ARB	2	BP2020430
Entry (SMT KW1)	354CYK ARB SMT	2	BP2020442
Dummy	351CYK ARB	2	BP2020410



Alcott

Retail Pack
6AL RCS

Function	Product Code	Case Qty.	15 Satin Nickel
Passage	352ATK RDB	2	BP2010420
Privacy	353ATK RDB	2	BP2010430
Entry (SMT KW1)	354ATK RDB SMT	2	BP2010442
Dummy	351ATK RDB	2	BP2010410

Deadbolts



380 SDB



380 SLB



380 RDB



380 ARB



385 RDB

Retail Pack
RCAL RCS

Function	Product Code	Case Qty.	4 Satin Brass	11P Venetian Bronze	15 Satin Nickel	514 Matte Black
Square 1-Cyl.	380 SDB SMT	1	-	BP1020951	BP1020451	BP1020751
Low Profile Square 1-Cyl.	380 SLB SMT	1	BP1041951	BP1040951	BP1040451	-
Round 1-Cyl.	380 RDB SMT	1	-	BP1010951	BP1010451	-
Arch 1-Cyl.	380 ARB SMT	1	-	BP1030951	BP1030451	-
Round 2-Cyl.	385 RDB SMT	1	-	BP1010953	BP1010453	-

Parts

Function	Product Code	Case Qty.	11P Venetian Bronze	15 Satin Nickel
Dummy Hndst. Conversion Kit	83630	20	BP4305709	BP4305704
2-Cyl. Deadbolt Conversion Kit	43056	12	BP4305609	BP4305604



83630

43056

Kwikset Electronics Comparison

WHICH ELECTRONIC LOCK IS RIGHT FOR YOU?

DO YOU WISH TO MONITOR AND CONTROL YOUR LOCK FROM YOUR SMART PHONE?




Yes

No

CHOOSE YOUR LOCK

- OBSIDIAN
- SMARTCODE 915
- SMARTCODE 270
- SMARTCODE 917
- SMARTCODE 260
- MODEL 905
- POWERBOLT 2
- SMARTCODE 955

DO YOU NEED TO BE ABLE TO LOCK & UNLOCK FROM ANYWHERE?



Yes

No, just within Bluetooth range (~60 feet)

CHOOSE YOUR LOCK

- AURA

WHAT IS A SMART HUB?

A Smart Hub is a small device you'll connect to your home's internet. It allows you to control compatible smart devices from anywhere using an app on your phone.




FOLLOW THESE 3 STEPS:

1. CHOOSE AN INTERFACE



Touchscreen



Keypad



Fingerprint

2. CHOOSE YOUR LOCK

- OBSIDIAN
Z-Wave
- SMARTCODE 916
Z-Wave or ZigBee
- SMARTCODE 916
Z-Wave
- HOME CONNECT 620
Z-Wave
- SMARTCODE 912
Z-Wave or ZigBee

3. CONNECT A SMARHUB TO YOUR HOME'S INTERNET (SOLD SEPARATELY)

Zigbee or Z-Wave Hub

If you choose a **Zigbee** lock, make sure your hub speaks **Zigbee**.

If you choose a **Z-Wave** lock, make sure your hub speaks **Z-Wave**.

POPULAR SMART HUBS:

- SmartThings
- amazon echo
- Samsung SmartThings (Z-Wave)
- Amazon Echo Plus (Zigbee)
- wink
- ring
- Wink Hub (Z-Wave)
- Ring Alarm (Z-Wave)

Works with Wi-Fi
Smart hub not required

- HALO Touch
- HALO KEYPAD
- HALO TOUCHSCREEN

Kwikset Finish Chart



Lifetime / Polished Brass (L03 / 3)

Satin Brass (4)

Antique Brass (5)

Venetian Bronze (11P)

Satin Nickel (15)

Polished Chrome (26)

Satin Chrome (26D)

Matte Black (514)

Wifi-Enabled Electronic Deadbolts

HALO
TOUCH
 FINGERPRINT SMART LOCK

HALO
 WI-FI ENABLED SMART LOCKS



Halo Touch Traditional

Halo Touch Contemporary



Halo Touchscreen



Halo Keypad

- Lock and unlock your door with fingerprint access technology
 - Manage Halo Touch from your smartphone with the Kwikset app: set schedules for customized access; create, disable and delete fingerprints; and view event history
 - No hub required – connect directly to your home Wi-Fi network
 - Enroll up to 100 fingerprints (50 users)
 - Works with Amazon Alexa and Google Assistant
 - Requires 4 AA batteries (included)
 - Easily install in minutes with just a screwdriver
 - Features SmartKey Security™
- Manage Halo from your smartphone with the Kwikset app: set schedules for customized access; create, disable and delete fingerprints; receive notifications; and view event history
 - No hub required – connect directly to your home Wi-Fi network
 - 250 customizable access codes with optional schedules
 - BHMA Grade AAA certified
 - 20 minute fire rating - UL certified
 - Full 128-bit encryption security
 - Features SmartKey Security™
 - SecureScreen™ – patented security feature prevents on-screen fingerprint use code identification (touchscreen only)

Retail Pack
 RCAL RCS

Function	Product Code	Case Qty.	11P Venetian Bronze	15 Satin Nickel	26 Polished Chrome	514 Matte Black
Halo Touch Traditional	959 TRL FPRT SMT	1	KW9590209	KW9590204	-	-
Halo Touch Contemporary	959 CNT FPRT SMT	1	-	KW9590404	-	KW9590407
Halo Touchscreen	939 WIFI TSCR SMT	1	KW9390709	KW9390704	KW9390708	KW9390707
Halo Keypad	938 WIFI KYPD SMT	1	KW9380109	KW9380104	-	-

Kwikset

Bluetooth-Enabled Electronic Deadbolts

aura

BLUETOOTH KEYPAD SMART LOCK



- 250 customizable user codes
- Manage user codes and monitor the lock from your smartphone using the Kwikset app within Bluetooth range of the lock: create, temporarily disable, and delete user codes; set schedules for custom user codes; receive notifications of the lock's activity; and view event history
- Alarm sounds after 3 consecutive incorrect codes are entered

Retail Pack
RCAL RCS

Function	Product Code	Case Qty.	11P Venetian Bronze	15 Satin Nickel	514 Matte Black
Aura Deadbolt	942 BLE DB SMT	1	KW9420109	KW9420104	KW9420107

Z-Wave Compatible Electronic Locks



- Keypad stays lit for 30 seconds after inactivity
- 20-minute fire rated
- Easily installs in minutes with just a screwdriver

- Compatible with Amazon Alexa, Google Assistant, Ring, Samsung SmartThings, Wink, and Vera
- Features SmartKey Security™

Retail Pack
RCAL RCS

Function	Product Code	Case Qty.	11P Venetian Bronze	15 Satin Nickel
SmartCode Lever	912TNL TRL SMT	2	KW9120109	KW9120104

Z-Wave Compatible Electronic Deadbolts



888 SmartCode

- 30 user codes
- 128-bit encryption
- One-touch locking
- Increased wireless range



916 SmartCode Touchscreen

- 30 user codes
- Capacitive touchscreen
- Secured keyless entry
- Reduced interior size



914 SmartCode

- 30 user codes
- 20-minute fire rating



Home Connect 620

- 250 user codes
- Customizable schedules
- Z-Wave 700 chipset for enhanced security and extended wireless range

Retail Pack
RCAL RCS

Function	Product Code	Case Qty.	3 Polished Brass	11P Venetian Bronze	15 Satin Nickel
888 SmartCode	888 SMT	2	KW8880101	–	KW8880104
916 SmartCode Touchscreen	916 TRL TSCR SMT	2	KW9160101	KW9160109	KW9160104
914 SmartCode	914 TRL SMT	2	KW9140101	KW9140109	–
Home Connect 620	HC620 TRL SMT	1	KW6200101	KW6200109	KW6200104



Obsidian

- 16 user codes
- 10 digit backlit capacitive touchscreen
- BHMA Grade 2 UL-Certified (20 minute fire)



916 SmartCode Touchscreen

- 30 user codes
- Capacitive touchscreen
- Secured keyless entry
- Reduced interior size



914 SmartCode

- 20-minute fire rating



Home Connect 620

- 250 user codes
- Customizable schedules
- Z-Wave 700 chipset for enhanced security and extended wireless range



910 Contemporary

- 30 user codes

Retail Pack
RCAL RCS

Function	Product Code	Case Qty.	11P Venetian Bronze	15 Satin Nickel	26 Polished Chrome	514 Matte Black
Obsidian	954	1	KW9540409	KW9540404	–	–
916 Contemporary SmartCode	916 CNT TSCR SMT	2	KW9160309	KW9160304	KW9160308	KW9160307
914 Contemporary SmartCode	914CNT SMT	2	–	KW9140304	KW9140308	KW9140307
Home Connect 620 Contemporary	HC620 CNT SMT	1	KW6200309	KW6200304	KW6200308	KW6200307
910 Contemporary	910 CNT ZW SMT	2	KW9100309	KW70610	–	–



Non-Connected Electronic Deadbolts



260 Traditional

260 Contemporary

270 Traditional

270 Contemporary

- Responsive keypad with bright LED illumination
- Auto-locking after 30 seconds or select custom auto-lock time delay
- Up to 50 user codes

- Responsive touchpad with a large, bright LED to communicate lock status
- Auto-locking after 30 seconds or select custom auto-lock time delay
- Up to 50 user codes

*Retail Pack
RCAL RCS*

Function	Product Code	Case Qty.	L03 Lifetime Brass	11P Venetian Bronze	15 Satin Nickel	26 Polished Chrome	514 Matte Black
260 Traditional Keypad	260 TRL SMT	2	KW2600101	KW2600109	KW2600104	-	-
260 Contemporary Keypad	260 CNT SMT	2	-	-	KW2600304	KW2600308	KW2600307
270 Traditional Touchscreen	270 TRL SMT	2	-	KW2700509	KW2700504	-	-
270 Contemporary Touchscreen	270 CNT SMT	2	-	-	KW2700704	-	KW2700707



915 SmartCode Touchscreen

- 16 user codes
- Tamper-resistant interior cover and master code SecureScreen™ feature helps mask "smudge" attacks



PowerBolt 2

- 6 user codes
- Backlit exterior keypad
- No wiring
- Alarm sounds after 5 consecutive wrong entries; keypad disabled for 45 seconds



905 Keyless Touchpad

- 4 user codes
- No keyway - 9V terminal behind silicone logo acts as backup if battery dies
- 60-second lockout after 3 wrong entries
- BHMA Grade 3
- Textured black interior

*Retail Pack
RCAL RCS*

Function	Product Code	Case Qty.	3 Polished Brass	11P Venetian Bronze	15 Satin Nickel
915 SmartCode Touchscreen	915TRL SMT	2	-	KW9150109	KW9150104
907 PowerBolt 2	907 SMT	2	KW9070101	KW9070109	KW9070104
905 Keyless Touchpad	905	2	KW9050101	KW9050109	KW9050104

Non-Connected Electronic Deadbolts



Obsidian

- 16 user codes
- 10 digit, backlit capacitive touch screen
- Tamper-resistant interior cover
- Patented SecureScreen™ technology
- No keyway – nothing to pick/bump
- BHMA Grade 2 UL-Certified (20 minute fire)

Retail Pack
RCAL RCS

Function	Product Code	Case Qty.	11P Venetian Bronze	15 Satin Nickel	26 Polished Chrome	514 Matte Black
Obsidian	953OBN	2	KW9530409	KW9530404	-	-

Non-Connected Electronic Locks



955 SmartCode Pembroke

- 30 user codes (4-8 digits)
- 10 digit keypad
- Turn piece switches between “auto lock” and “passage mode”
- Certified Commercial Grade 2 & Residential grade AAA; 20 min UL fire rated
- Lock out security– key pad is disabled for 1 minute after 3 incorrect entries
- No wiring; requires a 9V battery (included)
- ADA Compliant



917 SmartCode Tustin

917 SmartCode Halifax

- 30 user codes
- Switch between three different locking modes: auto-lock, passage, and disable passage
- Replaces existing door hardware with just a screwdriver
- No wiring; requires a 9V battery (included)
- BHMA certified AAA; highest residential security, durability and finish ratings
- Features SmartKey Security

Retail Pack
RCAL RCS

Function	Product Code	Case Qty.	11P Venetian Bronze	15 Satin Nickel	26 Polished Chrome	26D Satin Chrome	514 Matte Black
955 SmartCode Pembroke	955PML SMT UL	2	KW9550109	KW9550104	-	KW9550106	KW9550107
917 SmartCode Tustin	917TNL SMT	2	KW917015709	KW917015704	-	-	-
917 SmartCode Halifax	917HFL SMT	2	-	KW917036304	KW917036308	-	KW917036307

Kwikset

Signature Series

Kwikset Handleset Quick Reference Guide

Interior trim packs are listed with the locks. Look for these colors when searching for the different Kwikset interior trim packs.

- 966 or 974 – Fits 800 Series Handlesets (single cylinder)
- 971 – Fits 818 Series Handlesets (single cylinder)
- 968 – Fits 802 Series Handlesets (dummy)
- 973 – Fits 819 Series Handlesets (dummy)
- 978 – Fits 553 Series Handlesets (single cylinder two-piece Montara)
- 979 – Fits 800 Series Handlesets (double cylinder two-piece Montara)
- 604 – Fits 687 Series Handlesets (single cylinder)



San Clemente Tavaris Vancouver

San Clemente

Boxpack (Less interior pack)

Function	Product Code	Case Qty.	11P Venetian Bronze	15 Satin Nickel	26 Polished Chrome	26D Satin Chrome	514 Matte Black
● Active Handleset (SMT)	818SCE SMT 6AL	4	KW8209081	KW8204081	KW8208081	KW8206081	KW8207081
● Dummy Handleset	819SCE	4	KW8209082	KW8204082	⊛	⊛	KW8207082
● ● Bottom Only Handleset	814SCE 6AL	4	KW8209086	KW8204086	KW8208086	⊛	KW8207086

Retail Pack (includes knob or lever)

Function	Product Code	Case Qty.	11P Venetian Bronze	15 Satin Nickel	514 Matte Black
San Clemente w/ Halifax	818SCEXHFL SQT SMT	2	KW8209163	KW8204163	KW8207163
San Clemente w/ Halifax (Bottom Only)	815SCEXHFL SQT	2	-	KW8204187	KW8207187

Tavaris

Boxpack (Less interior pack)

Function	Product Code	Case Qty.	11P Venetian Bronze	15 Satin Nickel	26 Polished Chrome	26D Satin Chrome	514 Matte Black
● Active Handleset (SMT)	800TVH SMT RCAL	4	KW7209800	KW7204800	KW7208800	KW7206800	KW7207800
● Dummy Handleset	802TVH	4	KW7209082	KW7204082	⊛	⊛	KW7207082
● ● Bottom Only Handleset	814TVH RCAL	4	KW7209086	KW7204086	KW7208086	⊛	⊛

Vancouver

Boxpack (Less interior pack)

Function	Product Code	Case Qty.	11P Venetian Bronze	15 Satin Nickel	26 Polished Chrome	514 Matte Black
● Active Handleset (SMT)	818VNH SMT 6AL	4	KW8509081	KW8504081	KW8508081	KW8507081
● Dummy Handleset	819VNH	4	KW8509086	KW8504086	KW8508086	KW8507086

Retail Pack (includes knob or lever)

Function	Product Code	Case Qty.	15 Satin Nickel	514 Matte Black
Vancouver w/ Halifax	818VNHxHFL SQT SMT	2	KW8504181	KW8507181

Kwikset

Signature Series

Kwikset Handleset Quick Reference Guide

Interior trim packs are listed with the locks. Look for these colors when searching for the different Kwikset interior trim packs.

- 966 or 974 – Fits 800 Series Handlesets (single cylinder)
- 971 – Fits 818 Series Handlesets (single cylinder)
- 968 – Fits 802 Series Handlesets (dummy)
- 973 – Fits 819 Series Handlesets (dummy)
- 978 – Fits 553 Series Handlesets (single cylinder two-piece Montara)
- 979 – Fits 800 Series Handlesets (double cylinder two-piece Montara)
- 604 – Fits 687 Series Handlesets (single cylinder)



Arlington Ashfield Austin Avalon

Arlington

Boxpack (Less interior pack)

Function	Product Code	Case Qty.	L03 Lifetime Brass	11P Venetian Bronze	15 Satin Nickel
● Active Handleset (SMT)	800AN SMT RCAL	4	KW71226	KW712361	KW712351
● Active Handleset (SMT)	800AN SMT SCAL	4	☼	KW70958	KW70957
● Dummy Handleset	802AN	4	☼	KW71241	KW71249
● ● Bottom Only Handleset	814AN RCAL	4	☼	KW8709086	KW8704086

Ashfield

Boxpack (Less interior pack)

Function	Product Code	Case Qty.	11P Venetian Bronze	15 Satin Nickel	514 Matte Black
● Active Handleset (SMT)	800ADH SMT RCAL	4	KW71181	KW71183	KW711881
● Active Handleset (SMT)	800ADH SMT SCAL	4	KW70751	KW70753	KW707601
● Dummy Handleset	802ADH	4	KW71292	KW71293	KW71296

Austin

Boxpack (Less interior pack)

Function	Product Code	Case Qty.	11P Venetian Bronze	15 Satin Nickel
● Active Handleset (SMT)	800AUH SMT RCAL	4	KW7409081	KW7404081
● Dummy Handleset	802AUH	4	KW7409082	KW7404082

Retail Pack (includes knob or lever)

Function	Product Code	Case Qty.	11P Venetian Bronze
Austin w/ Austin	800AUHxAUL SMT	2	KW7409158

Avalon

Boxpack (Less interior pack)

Function	Product Code	Case Qty.	11P Venetian Bronze	15 Satin Nickel	514 Matte Black
● Active Handleset (SMT)	800AVH SMT RCAL	4	KW711891	KW711901	KW711921
● Active Handleset (SMT)	800AVH SMT SCAL	4	KW70765	KW70767	KW70771
● Dummy Handleset	802AVH	4	KW71299	KW71300	KW71303
● ● Bottom Only Handles-et	814AVH RCAL	4	KW8409086	KW8404086	-

Retail Pack (includes knob or lever)

Function	Product Code	Case Qty.	11P Venetian Bronze	15 Satin Nickel
Avalon w/ Tustin(Bottom Only)	815AVHxTNL	2	KW8409187	KW8404187

Kwikset

Signature Series



Chelsea

Hawthorne

Kwikset Handleset Quick Reference Guide

Interior trim packs are listed with the locks. Look for these colors when searching for the different Kwikset interior trim packs.

- 966 or 974 – Fits 800 Series Handlesets (single cylinder)
- 971 – Fits 818 Series Handlesets (single cylinder)
- 968 – Fits 802 Series Handlesets (dummy)
- 973 – Fits 819 Series Handlesets (dummy)
- 978 – Fits 553 Series Handlesets (single cylinder two-piece Montara)
- 979 – Fits 800 Series Handlesets (double cylinder two-piece Montara)
- 604 – Fits 687 Series Handlesets (single cylinder)

Chelsea

Boxpack (Less interior pack)

Function	Product Code	Case Qty.	L03 Lifetime Brass	11P Venetian Bronze	15 Satin Nickel	26 Polished Chrome	26D Satin Chrome
● Active Handleset (SMT)	800CE SMT SCAL 5303	4	✳	KW8009080	KW8004080	✳	✳
● Active Handleset (SMT)	800CE SMT SCAL	4	✳	KW70823	KW70811	✳	✳
● Active Handleset (P&T)	800CE SCAL	4	✳	KW70822	KW70810	✳	✳
● Active Handleset (SMT)	800CE SMT RCAL	4	KW712001	KW712051	KW712021	KW712081	KW712061
● Active Handleset (P&T)	800CE RCAL	4	✳	KW71205	KW71202	✳	✳
● Dummy Handleset	802CE	4	KW71220	KW71219	KW71214	✳	-
● Bottom Only Handleset	814CE	4	✳	KW7709086	✳	✳	-

Retail Pack (includes knob or lever)

Function	Product Code	Case Qty.	L03 Lifetime Brass	15 Satin Nickel
Chelsea w/ Cameron	800CExCN SMT	2	-	KW7704112
Chelsea w/ Juno	800CExJ SMT	2	KW7700113	KW7704113

Hawthorne

Boxpack (Less interior pack)

Function	Product Code	Case Qty.	11P Venetian Bronze	15 Satin Nickel	514 Matte Black
● Active Handleset (SMT)	800HE SMT RCAL	4	KW78489	KW78492	KW78507
● Active Handleset (SMT)	800HE SMT SCAL	4	KW59965	KW599771	✳
● Dummy Handleset	802HE	4	KW78411	KW78412	KW78416

Retail Pack (includes knob or lever)

Function	Product Code	Case Qty.	11P Venetian Bronze
Hawthorne w/ Juno	800HExJ SMT	2	KW7909113

Kwikset

Signature Series



Montara Prague Prescott

Kwikset Handleset Quick Reference Guide

Interior trim packs are listed with the locks. Look for these colors when searching for the different Kwikset interior trim packs.

- 966 or 974 – Fits 800 Series Handlesets (single cylinder)
- 971 – Fits 818 Series Handlesets (single cylinder)
- 968 – Fits 802 Series Handlesets (dummy)
- 973 – Fits 819 Series Handlesets (dummy)
- 978 – Fits 553 Series Handlesets (single cylinder two-piece Montara)
- 979 – Fits 800 Series Handlesets (double cylinder two-piece Montara)
- 604 – Fits 687 Series Handlesets (single cylinder)

Montara

Boxpack (Less interior pack)

Function	Product Code	Case Qty.	3 Polished Brass	11P Venetian Bronze	15 Satin Nickel
● Active Handleset (SMT)	553MNH SMT RCAL	4	KW7301084	KW7309084	KW7304084

Retail Pack (includes knob or lever)

Function	Product Code	Case Qty.	3 Polished Brass	11P Venetian Bronze	15 Satin Nickel
Montara w/ Juno	MNHxJ SMT	2	KW7301113	KW7309113	KW7304113

Prague

Boxpack (Less interior pack)

Function	Product Code	Case Qty.	15 Satin Nickel	26 Polished Chrome	514 Matte Black
● Active Handleset (SMT)	818PGH SMT RCAL	4	KW8804081	KW8808081	KW8807081

Retail Pack (includes knob or lever)

Function	Product Code	Case Qty.	15 Satin Nickel	514 Matte Black
Prague w/ Pismo	818PGHxPSK RDT SMT	2	KW8804181	KW8807181
Prague w/ Pismo (Bottom Only)	815PGHxPSK RDT	2	KW8804187	KW8807187

Prescott

Boxpack (Less interior pack)

Function	Product Code	Case Qty.	11P Venetian Bronze	15 Satin Nickel	514 Matte Black
● Active Handleset (SMT)	818PTH SMT RCAL	4	KW8609081	KW8604081	KW8607081
● ● Bottom Only Handleset	814PTH RCAL	4	KW8609086	KW8604086	KW8607086

Retail Pack (includes knob or lever)

Function	Product Code	Case Qty.	11P Venetian Bronze	15 Satin Nickel
Prescott w/ Tustin	818PTHxTNL SMT	2	KW8609157	KW8604157
Prescott w/ Tustin (Bottom Only)	815PTHxTNL	2	KW8609187	KW8604187



Kwikset

Signature Series



Shelburne

Shelburne

Boxpack (Less interior pack)

Function	Product Code	Case Qty.	11P Venetian Bronze	15 Satin Nickel
● Active Handleset (SMT)	800SE SMT RCAL	4	KW78476	KW78465
● Dummy Handleset	802SE	4	KW78435	KW78430

Retail Pack (includes knob or lever)

Function	Product Code	Case Qty.	15 Satin Nickel
Shelburne w/ Tustin	800SEXTNL SMT	2	KW7804157




334 SQT



335 SQT



334



335

- Designed for sliding doors
- Fits standard 2-1/8" door prep with 2-3/8" backset
- Round corner latch
- Privacy locks feature turn button locking on the inside and emergency unlocking on the outside

Pocket Door Locks

Boxpack

Function	Product Code	Case Qty.	11P Venetian Bronze	15 Satin Nickel	26 Polished Chrome	26D Satin Chrome	514 Matte Black
Passage (Square)	334 SQT	12	KW05226	KW05220	KW05222	KW05228	KW05224
Privacy (Square)	335 SQT	12	KW05227	KW05221	KW05223	KW05229	KW05225
Passage (Round)	334	12	KW05212	KW05204	-	☼	KW05214
Privacy (Round)	335	12	KW05213	KW05205	-	☼	KW05215

For replacement latches, please see page A-4.



V1950



V1951

Pocket Door Locks

Description	Model No.	Case Qty.	3 Polished Brass	10B Oil-Rubbed Bronze	15 Satin Nickel	26 Polished Chrome	Antique Bronze
Square Passage	V1950	2	N216-069	-	N326-306	N326-322	-
Square Privacy	V1951	2	N216-077	N236-032	N326-272	N326-298	N336-412

Kwikset

Signature Series

Contemporary Levers & Knobs



Halifax w/ Square Trim

Boxpack
6AL RCS

Function	Product Code	Case Qty.	11P Venetian Bronze	15 Satin Nickel	26 Polished Chrome	26D Satin Chrome	514 Matte Black
Passage	720HFL SQT	12	KW9009220	KW9004220	KW9008220	KW9006220	KW9007220
Privacy	730HFL SQT	12	KW9009230	KW9004230	KW9008230	KW9006230	KW9007230
Entry (SMT)	740HFL SQT SMT K3	12	KW9009241	KW9004241	KW9008241	KW6306241	KW9007241
Dummy	788HFL SQT	20	KW9009210	KW9004210	KW9008210	KW9006210	KW9007210
● Handleset Trim	966HFL SQT	4	KW6309290	KW6304290	KW6308290	KW6306290	KW6307290
● Handleset Trim (2-piece)	971HFL SQT	4	KW6309266	KW6304266	KW6308266	KW6306266	KW6307266
● Handleset Trim (full escutcheon)	971HFL SQF	4	KW6309067	KW6304067	KW6308067	-	KW6307067
● Handleset Trim	973HFL SQT	4	KW6309268	KW6304268	♻️	♻️	KW6307268
● Handleset Trim	604HFL SQT	4	KW63090260	KW63040260	KW63080260	-	KW63070260

Retail Pack
6AL RCS

Function	Product Code	Case Qty.	11P Venetian Bronze	15 Satin Nickel	514 Matte Black
Passage	720HFL SQT	4	KW9009120	KW9004120	KW9007120
Privacy	730HFL SQT	4	KW9009130	KW9004130	KW9007130
Entry (SMT)	740HFL SQT SMT K4	4	KW9009141	KW9004141	KW9007141
Dummy	788HFL SQT	4	-	KW9004110	KW9007110
Combo Pack (SMT)	991HFL SQT SMT K4	4	♻️	KW9004162	KW9007162



Coming in 2023! Halifax levers and 258 deadbolts in satin brass!



Kwikset

Signature Series



Halifax w/ San Clemente Rectangular Trim

Boxpack
6AL RCS

Function	Product Code	Case Qty.	15 Satin Nickel	26 Polished Chrome	514 Matte Black
Passage	720HFL RCT	12	KW9004320	KW9008320	KW9007320
Privacy	730HFL RCT	12	KW9004330	KW9008330	KW9007330
Entry (SMT)	740HFL RCT SMT K3	12	KW9004341	KW9008341	KW9007341
Dummy	788HFL RCT	20	KW9004310	KW9008310	KW9007310
● Handleset Trim	971HFL RCT	4	KW9004366	KW9008366	KW9007366
● Handleset Trim	973HFL RCT	4	KW9004368	KW9008368	KW9007368



Halifax w/ Round Trim

Boxpack
6AL RCS

Function	Product Code	Case Qty.	15 Satin Nickel	26 Polished Chrome	514 Matte Black
Passage	720HFL RDT	12	KW9004020	KW9008020	KW9007020
Privacy	730HFL RDT	12	KW9004030	KW9008030	KW9007030
Entry (SMT)	740HFL RDT SMT K3	12	KW9004041	KW9008041	KW9007041
Dummy	788HFL RDT	20	KW9004010	KW9008010	KW9007010
● Handleset Trim	966HFL RDT	4	KW63040090	KW90080090	KW63070090
● Handleset Trim	971HFL RDT	4	KW63040066	KW90080066	KW63070066



Lisbon w/ Square Trim

Boxpack
6AL RCS

Function	Product Code	Case Qty.	11P Venetian Bronze	15 Satin Nickel	26 Polished Chrome	26D Satin Chrome	514 Matte Black
Passage	720LSL SQT	12	KW9209220	KW9204220	KW9208220	-	KW9207220
Privacy	730LSL SQT	12	KW9209230	KW9204230	KW6708230	KW6706230	KW9207230
Entry (SMT)	740LSL SQT SMT K3	12	KW9209241	KW9204241	KW6708241	KW6706241	KW9207241
Dummy	788LSL SQT	20	KW9209210	KW9204210	KW6708210	KW6706210	KW9207210
● Handleset Trim	966LSL SQT	4	KW6709290	KW6704290	KW6708290	KW6706290	KW6707290
● Handleset Trim	971LSL SQT	4	KW6709066	KW6704066	KW6708066	⊕	KW6707066
● Handleset Trim	973LSL SQT	4	KW6709068	KW6704068	⊕	⊕	⊕

Kwikset

Signature Series



Lisbon w/ Round Trim

Boxpack
6AL RCS

Function	Product Code	Case Qty.	11P Venetian Bronze	15 Satin Nickel	26 Polished Chrome	26D Satin Chrome	514 Matte Black
Passage	720LSL RDT	12	KW9209020	KW9204020	KW6708020	KW6706020	KW9207020
Privacy	730LSL RDT	12	KW9209030	KW9204030	KW6708030	KW6706030	KW9207030
Entry (SMT)	740LSL RDT SMT K3	12	KW9209041	KW9204041	KW6708041	KW6706041	KW9207041
Dummy	788LSL RDT	20	KW9209010	KW9204010	KW6708010	KW6706010	KW9207010
● Handleset Trim	966LSL RDT	4	KW6709090	KW6704090	-	KW6706090	KW6707090
● Handleset Trim	971LSL RDT	4	☼	☼	☼	☼	☼
● Handleset Trim	973LSL RDT	4	☼	☼	☼	☼	☼



Milan w/ Square Trim

Boxpack
6AL RCS

Function	Product Code	Case Qty.	11P Venetian Bronze	15 Satin Nickel	26 Polished Chrome	514 Matte Black
Passage	720MIL SQT	12	KW9109220	KW9104220	KW9108220	KW9107220
Privacy	730MIL SQT	12	KW9109230	KW9104230	KW9108230	KW9107230
Entry (SMT)	740MIL SQT SMT K3	12	KW9109241	KW9104241	KW9108241	KW9107241
Dummy	788MIL SQT	20	KW9109210	KW9104210	KW6408210	KW9107210
● Handleset Trim	966MIL SQT	4	KW6409290	KW6404290	KW6408290	KW6407290
● Handleset Trim	971MIL SQT	4	KW6409266	KW6404266	KW6408266	KW6407266



Milan w/ Round Trim

Boxpack
6AL RCS

Function	Product Code	Case Qty.	11P Venetian Bronze	15 Satin Nickel	26 Polished Chrome	26D Satin Chrome	514 Matte Black
Passage	720MIL RDT	12	KW9109020	KW9104020	KW9108020	KW6406020	KW9107020
Privacy	730MIL RDT	12	KW9109030	KW9104030	KW9108030	KW6406030	KW9107030
Entry (SMT)	740MIL RDT SMT K3	12	KW9109041	KW9104041	KW9108041	KW6406041	KW9107041
Dummy	788MIL RDT	20	KW9109010	KW9104010	KW9108010	KW6406010	KW9107010
● Handleset Trim	966MIL RDT	4	KW6409090	KW6404090	KW6408090	KW6406090	KW6407090
● Handleset Trim	971MIL RDT	4	KW6409066	KW6404066	KW6408066	KW6406066	KW6407066
● Handleset Trim	973MIL RDT	4	KW6409068	-	☼	☼	☼

Retail Pack
6AL RCS

Function	Product Code	Case Qty.	15 Satin Nickel
Passage	720MIL RDT	4	KW9104120
Privacy	730MIL RDT	4	KW9104130
Entry (SMT)	740MIL RDT SMT K4	4	KW9104141

Kwikset

Signature Series



Montreal w/ Square Trim

Boxpack
6AL RCS

Function	Product Code	Case Qty.	11P Venetian Bronze	15 Satin Nickel	26 Polished Chrome	26D Satin Chrome	514 Matte Black
Passage	720MRL SQT	12	KW9309220	KW9304220	KW9308220	KW6806220	KW9307220
Privacy	730MRL SQT	12	KW9309230	KW9304230	KW9308230	KW6806230	KW9307230
Entry (SMT)	740MRL SQT SMT K3	12	KW9309241	KW9304241	KW6808241	KW6806241	KW9307241
Dummy	788MRL SQT	20	KW9309210	KW9304210	KW6808210	KW6806210	KW9307210
● Handleset Trim	966MRL SQT	4	KW6809290	KW6804290	KW6808290	KW6806290	KW6807290
● Handleset Trim	971MRL SQT	4	KW6809066	KW6804066	✳	✳	✳
● Handleset Trim	973MRL SQT	4	✳	KW6804068	✳	✳	✳



Montreal w/ Round Trim

Boxpack
6AL RCS

Function	Product Code	Case Qty.	11P Venetian Bronze	15 Satin Nickel	26 Polished Chrome	26D Satin Chrome	514 Matte Black
Passage	720MRL RDT	12	KW9309020	KW9304020	KW6808020	KW6806020	KW9307020
Privacy	730MRL RDT	12	KW9309030	KW9304030	KW6808030	KW6806030	KW9307030
Entry (SMT)	740MRL RDT SMT K3	12	KW9309041	KW6804041	KW6808041	KW6806041	KW9307041
Dummy	788MRL RDT	20	KW9309010	KW9304010	KW6808010	KW6806010	KW9307010
● Handleset Trim	966MRL RDT	4	KW6809090	KW6804090	KW6808090	-	KW6807090
● Handleset Trim	971MRL RDT	4	✳	✳	✳	✳	✳



Singapore w/ Square Trim

Boxpack
6AL RCS

Function	Product Code	Case Qty.	15 Satin Nickel	26 Polished Chrome	514 Matte Black
Passage	720SAL SQT	12	KW25040220	KW25080220	KW25070220
Privacy	730SAL SQT	12	KW25040230	KW25080230	KW25070230
Entry (SMT)	740SAL SQT SMT K3	12	KW25040241	KW25080241	KW25070241
Dummy	788SAL SQT	20	KW25040210	KW25080210	KW25070210
● Handleset Trim	971SAL SQT	4	KW25040266	KW25080266	KW25070266

Retail Pack
6AL RCS

Function	Product Code	Case Qty.	15 Satin Nickel	514 Matte Black
Passage	720SAL SQT	12	KW25040120	KW25070120
Privacy	730SAL SQT	12	KW25040130	KW25070130
Entry (SMT)	740SAL SQT SMT K4	12	KW25040141	KW25070141

Kwikset

Signature Series



Tripoli

Boxpack
6AL RCS

Function	Product Code	Case Qty.	15 Satin Nickel	26 Polished Chrome	514 Matte Black
Passage	720TPL MDT	12	KW9504420	KW9508420	KW9507420
Privacy	730TPL MDT	12	KW9504430	KW9508430	KW9507430
Entry (SMT)	740TPL MDT SMT K3	12	KW9504441	KW9508441	KW9507441
Dummy	788TPL MDT	20	KW9504410	KW9508410	KW9507410
● Handleset Trim	971TPL MDT	4	KW9504466	KW9508466	KW9507466

Retail Pack

6AL RCS

Function	Product Code	Case Qty.	15 Satin Nickel	514 Matte Black
Passage	720TPL MDT	4	KW9504120	KW9507120
Privacy	730TPL MDT	4	KW9504130	KW9507130
Entry (SMT)	740TPL MDT SMT K4	4	KW9504141	KW9507141



Arroyo

Boxpack
6AL RCS

Function	Product Code	Case Qty.	15 Satin Nickel	26 Polished Chrome	514 Matte Black
Passage	720AYK MDT	12	KW2604420	KW2608420	KW2607420
Privacy	730AYK MDT	12	KW2604430	KW2608430	KW2607430
Entry (SMT)	740AYK MDT SMT K3	12	KW2604441	KW2608441	KW2607441
Dummy	788AYK MDT	20	KW2604410	KW2608410	KW2607410
● Handleset Trim	971AYK MDT	4	KW2604466	KW2608466	KW2607466

Kwikset

Signature Series



Pismo w/ Square Trim

Boxpack
6AL RCS

Function	Product Code	Case Qty.	11P Venetian Bronze	15 Satin Nickel	26 Polished Chrome	26D Satin Chrome	514 Matte Black
Passage	720PSK SQT	12	KW2209220	KW2204220	KW2208220	KW2206220	KW2207220
Privacy	730PSK SQT	12	KW2209230	KW2204230	KW2208230	KW2206230	KW2207230
Entry (SMT)	740PSK SQT SMT K3	12	KW2209241	KW2204241	KW2208241	KW2206241	KW2207241
Dummy	788PSK SQT	20	KW2209210	KW2204210	KW2208210	KW2206210	KW2207210
● Handleset Trim	966PSK SQT	1	KW2209290	KW2204290	KW2208290	KW2206290	KW2207290
● Handleset Trim	971PSK SQT	1	KW2209266	KW2204266	KW2208266	KW2206266	KW2207266



Pismo w/ Round Trim

Boxpack
6AL RCS

Function	Product Code	Case Qty.	11P Venetian Bronze	15 Satin Nickel	26 Polished Chrome	26D Satin Chrome	514 Matte Black
Passage	720PSK RDT	12	KW2209020	KW2204020	KW2208020	KW2206120	KW2207020
Privacy	730PSK RDT	12	KW2209030	KW2204030	KW2208030	KW2206130	KW2207030
Entry (SMT)	740PSK RDT SMT K3	12	KW2209041	KW2204041	KW2208041	KW2206141	KW2207041
Dummy	788PSK RDT	20	KW2209010	KW2204010	KW2208010	KW2206110	KW2207010
● Handleset Trim	966PSK RDT	1	KW2209090	KW2204090	KW2208090	KW2206190	KW2207090
● Handleset Trim	971PSK RDT	1	KW2209166	KW2204166	KW2208166	KW2206166	KW2207166

Retail Pack
6AL RCS

Function	Product Code	Case Qty.	15 Satin Nickel	514 Matte Black
Passage	720PSK RDT	4	KW22040110	KW22070110
Privacy	730PSK RDT	4	KW22040130	KW22070130
Entry (SMT)	740PSK RDT SMT K4	4	KW22040141	KW22070141
Combo Pack (SMT)	991PSK RDT SMT K4	4	KW2204162	KW2207162



Kwikset

Signature Series

Traditional Levers & Knobs



Ashfield

Boxpack
6AL RCS

Function	Product Code	Case Qty.	11P Venetian Bronze	15 Satin Nickel	514 Matte Black
Passage	720ADL	12	KW56840	KW56848	KW56866
Privacy	730ADL	12	KW56841	KW56849	KW56867
Entry (SMT)	740ADL SMT K3	12	KW56843	KW56851	KW56869
Dummy	788ADL	20	KW56844	KW56852	KW56870
● Handleset Trim	966ADL	12	KW60400	KW60402	KW60408
● Handleset Trim	968ADL	12	✱	✱	KW60991



Commonwealth

Boxpack
6AL RCS

Function	Product Code	Case Qty.	3 Polished Brass	11P Venetian Bronze	15 Satin Nickel	26D Satin Chrome	514 Matte Black
Passage	720CHL	12	KW56920	KW57130	KW56980	KW57060	KW57115
Privacy	730CHL	12	KW56925	KW57131	KW56982	KW57070	KW57117
Entry (SMT)	740CHL SMT K3	12	KW6500041	KW571321	KW569831	KW570791	KW571191
Entry (P&T)	740CHL K3	12	KW6500040	KW57132	KW56983	✱	✱
Dummy LH	788CHL LH	20	KW56945	KW57137	KW56987	KW57030	KW57120
Dummy RH	788CHL RH	20	KW56940	KW57138	KW56988	KW57031	KW57122
● Handleset Trim (LH)	966CHL LH	4	KW60802	KW60816	KW60806	KW60812	KW60834
● Handleset Trim (RH)	966CHL RH	4	KW60803	KW60817	KW60807	KW60813	KW60837
● Handleset Trim (LH)	968CHL LH	4	✱	KW60940	KW60953	✱	✱
● Handleset Trim (RH)	968CHL RH	4	✱	KW60941	KW60954	✱	✱

Kwikset

Signature Series



Katella

Boxpack
6AL RCS

Function	Product Code	Case Qty.	15 Satin Nickel	514 Matte Black
Passage	720KAL	12	KW7104020	KW7107020
Privacy	730KAL	12	KW7104030	KW7107030
Entry (SMT)	740KAL SMT K3	12	KW7104041	KW7107041
Dummy	788KAL	20	KW7104010	KW7107010
● Handleset Trim	971KAL	4	KW7104066	KW7107066
● Handleset Trim	966KAL	4	KW7104090	KW7107090



Pembroke

Boxpack
6AL RCS

Function	Product Code	Case Qty.	11P Venetian Bronze	15 Satin Nickel	26 Polished Chrome	514 Matte Black
Passage	720PML	12	KW57732	KW59140	KW59160	KW59210
Privacy	730PML	12	KW57733	KW59143	KW59161	KW59212
Entry (SMT)	740PML SMT K3	12	KW57734	KW59148	KW59166	KW59216
Dummy LH	788PML LH	20	KW57736	KW59147	KW59164	KW59220
Dummy RH	788PML RH	20	KW57737	KW59146	KW59165	KW59222
● Handleset Trim (LH)	966PML LH	12	KW60770	KW60774	⊕	KW60782
● Handleset Trim (RH)	966PML RH	12	KW60771	KW60775	⊗	KW60783

Kwikset

Signature Series



Tustin

Boxpack
6AL RCS

Function	Product Code	Case Qty.	3 Polished Brass	11P Venetian Bronze	15 Satin Nickel	26 Polished Chrome	26D Satin Chrome	514 Matte Black
Passage	720TNL	12	KW49530	KW49686*	KW49662*	KW49700	KW49710	KW5707020
Privacy	730TNL	12	KW49531	KW49687*	KW49663*	KW49701	KW49711	KW5707030
Entry (SMT)	740TNL SMT K4	12	KW49534	KW49690*	KW496651*	KW49704	KW49714	KW5707041
Entry (P&T)	740TNL K4	12	KW49533	KW49689	KW49665	✳	KW49713	-
Storeroom (P&T)	750TNL K4	12	✳	KW5709047	KW5704047	✳	✳	-
Dummy LH	788TNL LH	20	KW49535	KW49691	KW49667	KW49705	KW49715	KW5707010
Dummy RH	788TNL RH	20	KW49536	KW49692	KW49668	KW49706	KW49716	KW5707011
● Handleset Trim (LH)	966TNL LH	12	KW60674	KW60688	KW60682	KW60690	KW60686	KW5707090
● Handleset Trim (RH)	966TNL RH	12	KW60675	KW60689	KW60683	KW60691	KW60687	KW5707091
● Handleset Trim (LH)	971TNL LH	4	✳	KW5709066	KW5704066	-	-	KW5707066
● Handleset Trim (RH)	971TNL RH	4	✳	KW5709069	KW5704069	-	-	KW5707069
● Handleset Trim (LH)	968TNL LH	12	✳	KW60945	KW60949	✳	✳	-
● Handleset Trim (RH)	968TNL RH	12	✳	KW60946	KW60950	✳	✳	-
● Handleset Trim (LH)	978TNL LH	12	KW5701096	KW5709096	KW5704096	-	-	-
● Handleset Trim (RH)	978TNL RH	12	KW5701097	KW5709097	KW5704097	-	-	-
● Handleset Trim (LH)	604TNL LH	12	KW02953	KW02963	KW02957	✳	KW02961	-
● Handleset Trim (RH)	604TNL RH	12	KW02954	KW02964	KW02958	✳	KW02962	-

*stocked 20 per case

Retail Pack

6AL RCS

Function	Product Code	Case Qty.	11P Venetian Bronze	15 Satin Nickel
Passage	720TNL	4	KW5709120	KW5704120
Privacy	730TNL	4	KW5709130	KW5704130
Entry (SMT)	740TNL SMT K4	4	KW5709141	KW5704141
Combo Pack (SMT)	991TNL SMT K4	4	KW5709162	KW5704162
Dummy LH	788TNL LH	4	KW5709110	KW5704110
Dummy RH	788TNL RH	4	KW5709111	KW5704111

Kwikset

Signature Series



Abbey

Boxpack
6AL RCS

Function	Product Code	Case Qty.	3 Polished Brass	26D Satin Chrome
Passage	720A	12	KW1001320	KW1006320
Privacy	730A	12	KW1001330	KW1006330
Entry (SMT)	740A SMT K3	12	KW1001341	KW1006341
Entry (P&T)	740A K3	12	KW1001340	KW1006340
Dummy	788A	20	KW1001310	KW1006310
● Handleset Trim	966A	4	KW1001390	KW1006390



Cameron

Retail Pack
6AL RCS

Function	Product Code	Case Qty.	3 Polished Brass	15 Satin Nickel
Passage	720CN	4	KW1201120	KW1204120
Privacy	730CN	4	KW1201130	KW1204130
Entry (SMT)	740CN SMT K4	4	KW1201141	KW1204141
Dummy	788CN	4	KW01568	KW1204110
Combo Pack (SMT)	991CN SMT K4	4	⊕	KW1204162



Laurel

Boxpack
6AL RCS

Function	Product Code	Case Qty.	11P Venetian Bronze	15 Satin Nickel	26 Polished Chrome	514 Matte Black
Passage	720L	12	KW2009320	KW2004320	KW2008320	KW2007320
Privacy	730L	12	KW2009330	KW2004330	KW2008330	KW2007330
Entry (SMT)	740L SMT K3	12	KW2009341	KW2004341	KW2008341	KW2007341
Dummy	788L	20	KW2009310	KW2004310	KW2008310	KW2007310
● Handleset Trim	966L	4	KW2009390	KW2004390	KW2008390	KW2007390
● Handleset Trim	968L	4	KW2009394	KW2004394	⊕	⊕
● Handleset Trim	604AO	4	-	KW2104060	-	-

Kwikset

Signature Series



Hancock

Boxpack
6AL RCS

Function	Product Code	Case Qty.	L03 Lifetime Brass	3 Polished Brass	11P Venetian Bronze	15 Satin Nickel
Passage	720H	12	♻️	KW1501320	KW1509320	KW1504320
Privacy	730H	12	-	KW1501330	KW1509330	KW1504330
Entry (SMT)	740H SMT K3	12	KW1500341	KW1501341	KW1509341	KW1504341
Entry (P&T)	740H K3	12	KW1500340	KW1501340	KW1509340	KW1504340
Storeroom (P&T)	750H K3	12	KW1500346	♻️	♻️	KW1504346
Dummy	788H	20	♻️	KW1501310	KW1509310	KW1504310
● Handleset Trim	966H	4	♻️	KW1501390	KW1509390	KW1504390
● Handleset Trim	971H	4	-	♻️	KW1309066	KW1304066
● Handleset Trim	968H	4	♻️	KW1501394	KW1509394	KW1504394

Function	Product Code	Case Qty.	26 Polished Chrome	26D Satin Chrome	514 Matte Black
Passage	720H	12	KW1508320	KW1506320	KW1532320
Privacy	730H	12	KW1508330	KW1506330	KW1532330
Entry (SMT)	740H SMT K3	12	KW1508341	KW1506341	KW1532341
Entry (P&T)	740H K3	12	KW1508340	KW1506340	♻️
Dummy	788H	20	KW1508310	KW1506310	KW1532310
● Handleset Trim	966H	4	KW1508390	KW1506390	KW1532390
● Handleset Trim	971H	4	-	-	KW1307066
● Handleset Trim	968H	4	KW1508394	KW1506394	KW1532394



Juno

Retail Pack
6AL RCS

Function	Product Code	Case Qty.	3 Polished Brass	5 Antique Brass	11P Venetian Bronze	15 Satin Nickel
Passage	720J	4	KW1301120	KW1302120	KW1309120	KW1304120
Privacy	730J	4	KW1301130	KW1302130	KW1309130	KW1304130
Entry (SMT)	740J SMT K4	4	KW1301141	KW1302141	KW1309141	KW1304141
Combo Pack (SMT)	991J SMT K4	4	KW1301162	KW1302162	KW1309162	KW1304162
Dummy	788J	4	KW1301110	KW1302110	KW1309110	KW1304110
● Handleset Trim	978J	4	KW1301096	-	KW1309096	KW1304096
● Handleset Trim	979J SMT	4	KW1301098	-	KW1309098	KW1304098

Kwikset

Signature Series

Contemporary Deadbolts



258 San Clemente



258 Downtown



258 Uptown



258 Midtown



158 Halifax



158 Milan



159 Halifax



159 Milan

Boxpack

6AL RCS (Downtown, Uptown, and Midtown)
RCAL RCS (Halifax and Milan)

K3

Function	Product Code	Case Qty.	11P Venetian Bronze	15 Satin Nickel	26 Polished Chrome	26D Satin Chrome	514 Matte Black
San Clemente 1-Cyl. (SMT)	258 RCT SMT	12	-	KW9004371	KW9008371	-	KW9007371
Downtown 1-Cyl. (SMT)	258 SQT SMT	12	KW4709271	KW4704271	KW4708271	KW4706271	KW4707271
Uptown 1-Cyl. (SMT)	258 RDT SMT	12	KW4709071	KW4704071	KW4708071	KW4706071	KW4707071
Midtown 1-Cyl. (SMT)	258 MDT SMT	12	-	KW4704471	KW4708471	-	KW4707471
Halifax 1-Cyl. (SMT)	158 SQT SMT	12	KW3209271	KW3204271	KW3208271	KW3206271	KW3207271
Milan 1-Cyl. (SMT)	158 RDT SMT	12	KW3209071	KW3204071	KW3208071	KW3206071	KW3207071
Halifax 2-Cyl. (SMT)	159 SQT SMT	12	KW3209273	KW3204273	KW3208273	KW3206273	KW3207273
Milan 2-Cyl. (SMT)	159 RDT SMT	12	KW3209073	KW3204073	KW3208073	KW3206073	KW3207073

Retail Pack

6AL RCS

K4

Function	Product Code	Case Qty.	11P Venetian Bronze	15 Satin Nickel	26 Polished Chrome	514 Matte Black
Downtown 1-Cyl. (SMT)	258 SQT SMT	12	KW47092171	KW47042171	☒	KW47072171
Uptown 1-Cyl. (SMT)	258 RDT SMT	12	☒	KW47040171	☒	KW47070171
Midtown 1-Cyl. (SMT)	258 MDT SMT	4	-	KW4704171	-	KW4707171

Traditional Deadbolts



980 1-Cyl.

985 2-Cyl.

Boxpack

K3

Function	Product Code	Case Qty.	11P Venetian Bronze	15 Satin Nickel	514 Matte Black
1-Cyl. (SMT)	980 SMT RCAL RCS	12	KW705361	KW70538	KW705351
1-Cyl. (SMT)	980 SMT SCAL SCS	12	☒	☒	KW4532071
2-Cyl. (SMT)	985 SMT RCAL RCS	12	KW705631	KW705641	KW705621

Retail Pack

RCAL RCS (2-3/4" x 1-1/8")

Function	Product Code	Case Qty.	3 Polished Brass	5 Antique Brass	11P Venetian Bronze	15 Satin Nickel
1-Cyl. (SMT)	980 SMT K4	4	KW4201171	KW4202171	KW4209171	KW4204171
2-Cyl. (SMT)	985 SMT K4	4	KW4201173	-	KW4209173	KW4204173

Kwikset

Signature Series

Traditional Deadbolts



780 1-Cyl.

785 2-Cyl.

Boxpack
K3

Function	Product Code	Case Qty.	L03 Lifetime Brass	3 Polished Brass	11P Venetian Bronze	15 Satin Nickel
1-Cyl. (SMT)	780 SMT RCAL RCS	12	KW70103	KW701011	KW702221	KW705021
1-Cyl. (SMT)	780 SMT RCAL 5279	12	KW3100071	⊗	KW3109071	KW3104071
1-Cyl. (SMT)	780 SMT SCAL SCS	12	KW3500071	KW70099	KW70247	KW705011
1-Cyl. (SMT)	780 SMT SCAL 5303	12	⊗	KW70087	KW702211	KW700891
1-Cyl. (P&T)	780 RCAL RCS	12	KW70102	KW70101	KW70222	KW70502
1-Cyl. (P&T)	780 SCAL SCS	12	KW3500070	KW70100	KW70246	KW70501
1-Cyl. (P&T)	780 SCAL 5303	12	⊗	⊗	KW70221	⊗
2-Cyl. (SMT)	785 SMT RCAL RCS	12	KW70350	⊗	KW70513	KW705071
2-Cyl. (SMT)	785 SMT SCAL SCS	12	⊗	⊗	KW3509073	KW3504073
2-Cyl. (P&T)	785 RCAL RCS	12	KW70349	⊗	KW70512	KW70507

Function	Product Code	Case Qty.	26 Polished Chrome	26D Satin Chrome	514 Matte Black
1-Cyl. (SMT)	780 SMT RCAL RCS	12	KW702341	KW70237	KW3607071
1-Cyl. (SMT)	780 SMT RCAL 5279	12	⊗	⊗	KW3107071
1-Cyl. (SMT)	780 SMT SCAL SCS	12	KW702331	KW702351	⊗
1-Cyl. (SMT)	780 SMT SCAL 5303	12	⊗	KW700911	⊗
1-Cyl. (P&T)	780 RCAL RCS	12	KW70234	KW70238	KW3607070
1-Cyl. (P&T)	780 SCAL SCS	12	KW70233	KW70235	⊗
2-Cyl. (SMT)	785 SMT RCAL RCS	12	KW705091	KW705101	-
2-Cyl. (SMT)	785 SMT SCAL SCS	12	⊗	KW3506073	-
2-Cyl. (P&T)	785 RCAL RCS	12	KW70509	KW70510	-

Kwikset Latch & Strike Reference Guide for 780 Series Deadbolts

We stock deadbolts with a variety of strike configurations. Use the chart below to select the combination you need.

- RCAL - Round Corner Adjustable Latch
- SCAL - Square Corner Adjustable Latch
- RCS - 3223 Round Corner 3-5/8" x 1-1/4" Strike
- 5279 - Round Corner 2-3/4" x 1-1/8" Strike
- 5303 - Round Corner Full Lip Strike
- SCS - 3222 Square Corner 3-5/8" x 1-1/4" Strike



Kwikset

Signature Series

KEY CONTROL™ DEADBOLT



816



816 SQT



Key Control Deadbolt: The "Smart Alternative to Master Keying"

- Top concealed cylinder provides one-key control for the property manager
- Lower exposed cylinder allows unique user keys for the tenant
- Re-key your user or control cylinder at any time in seconds
- Maintain key control throughout tenant and employee turnover
- Re-key the lock without removing from the door
- Fits 1-3/4" thick doors; use a 83397 thin door adapter for 1-3/8" thick doors

Boxpack
RCAL RCS (3223)
K3

Function	Product Code	Case Qty.	3 Polished Brass	5 Antique Brass	11P Venetian Bronze	15 Satin Nickel
Key Control (SMT)	816 SMT	12	KW68160	KW68161	KW68162	KW68163
Contemporary Key Control	816 SQT SMT	12	-	-	-	KW37040271

Function	Product Code	Case Qty.	26 Polished Chrome	26D Satin Chrome	514 Matte Black
Key Control (SMT)	816 SMT	12	-	KW68164	-
Contemporary Key Control	816 SQT SMT	12	KW37080271	-	KW37070271

Key Control Deadbolt Accessories



83397



KW83392



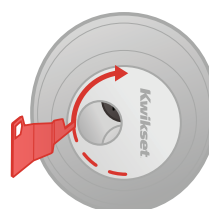
KW8382

Function	Product Code	Case Qty.	Brass / Antique Brass	15 Satin Nickel	11P Venetian Bronze	26D Satin Chrome	Not Finish Specific
Thin (1-3/8") Door Adapter	83397	1	KW833971	KW833972	KW833973	KW833974	-
Rotation Tool	83392-001	1	-	-	-	-	KW83392
Key Control Blank	83382	1	-	-	-	-	KW83382

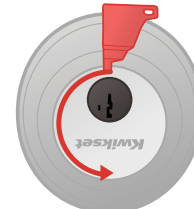
HOW TO USE THE KEY CONTROL DEADBOLT



1 Insert the SmartKey tool into the slot below the cylinder.



2 Rotate cover clockwise to expose the Key Control cylinder.



3 Access to Key Control cylinder. Use tool to rotate counter clockwise back to user cylinder.



Amador

Bellevue

Kwikset Handleset Quick Reference Guide

Interior trim packs are listed with the locks. Look for these colors when searching for the different Kwikset interior trim packs.

- 966 or 974 – Fits 800 Series Handlesets (single cylinder)
- 971 – Fits 818 Series Handlesets (single cylinder)
- 968 – Fits 802 Series Handlesets (dummy)
- 973 – Fits 819 Series Handlesets (dummy)
- 978 – Fits 553 Series Handlesets (single cylinder two-piece Montara)
- 979 – Fits 800 Series Handlesets (double cylinder two-piece Montara)
- 604 – Fits 687 Series Handlesets (single cylinder)

Amador

Boxpack (Less interior pack)

Function	Product Code	Case Qty.	15 Satin Nickel	26 Polished Chrome	26D Satin Chrome	514 Matte Black
● Active Handleset (SMT)	687AMD SMT RCAL	6	KW810481	KW810881	KW810681	KW810781
● Bottom Handleset	898AMD RCAL	6	KW8104086	☒	–	KW8107086

Retail Pack (includes interior knob or lever)

Function	Product Code	Case Qty.	15 Satin Nickel
Amador w/ Ladera (SMT)	687AMDxLRL SMT	2	KW8104181

Bellevue

Boxpack (Less interior pack)

Function	Product Code	Case Qty.	3 Polished Brass	5 Antique Brass	26 Polished Chrome	26D Satin Chrome	514 Matte Black
● Active Handleset (SMT)	687BW SMT RCAL	6	KW02610	KW02611	KW02613	KW02614	KW02615

Retail Pack (includes interior knob or lever)

Function	Product Code	Case Qty.	5 Antique Brass	11P Venetian Bronze	15 Satin Nickel
Bellevue w/ Cove (SMT)	687BWxCV SMT	2	–	KW7609117	–
Bellevue w/ Polo	687BWxP SMT	2	–	–	KW7604114
Bellevue w/ Tylo	687BWxT SMT	2	KW7602116	–	–



Dakota

Kwikset Handleset Quick Reference Guide

Interior trim packs are listed with the locks. Look for these colors when searching for the different Kwikset interior trim packs.

- 966 or 974 – Fits 800 Series Handlesets (single cylinder)
- 971 – Fits 818 Series Handlesets (single cylinder)
- 968 – Fits 802 Series Handlesets (dummy)
- 973 – Fits 819 Series Handlesets (dummy)
- 978 – Fits 553 Series Handlesets (single cylinder two-piece Montara)
- 979 – Fits 800 Series Handlesets (double cylinder two-piece Montara)
- 604 – Fits 687 Series Handlesets (single cylinder)

Dakota

Boxpack (Less interior pack)

Function	Product Code	Case Qty.	3 Polished Brass	5 Antique Brass	11P Venetian Bronze	15 Satin Nickel	26D Satin Chrome
● Active Handleset (SMT)	687DA SMT RCAL	6	KW7501081	KW7502081	KW7509081	KW7504081	KW7506081
● Active Handleset (P&T)	687DA RCAL	6	KW02400	KW02407	KW02413	KW02414	KW02428
● Bottom Handleset	898DA RCAL	6	–	–	–	KW7504086	

Retail Pack (includes interior knob or lever)

Function	Product Code	Case Qty.	3 Polished Brass	5 Antique Brass	15 Satin Nickel
Dakota w/ Polo (SMT)	687DAxP SMT	2	KW7501114	–	KW7504114
Dakota w/ Tylo (SMT)	687DAxT SMT	2	KW7501116	KW7502116	–



Contemporary Levers



Breton w/ Square Trim

Boxpack
6AL RCS

Function	Product Code	Case Qty.	15 Satin Nickel	26 Polished Chrome	514 Matte Black
Passage	200BRNL SQT	12	KW23040220	KW23080220	KW23070220
Privacy	300BRNL SQT	12	KW23040230	KW23080230	KW23070230
Entry (SMT)	405BRNL SQT SMT K4	12	KW23040241	KW23080241	KW23070241
Dummy	488BRNL SQT	12	KW23040210	KW23080210	KW23070210
● Handleset Trim	971BRNL SQT	4	KW23040266	KW23080266	KW23070266
● Handleset Trim	604BRNL SQT	4	KW23040260	KW23080260	KW23070260



Casey w/ Square Trim

Boxpack
6AL RCS

Function	Product Code	Case Qty.	15 Satin Nickel	26 Polished Chrome	514 Matte Black
Passage	200CSL SQT	12	KW24040220	KW24080220	KW24070220
Privacy	300CSL SQT	12	KW24040230	KW24080230	KW24070230
Entry (SMT)	405CSL SQT SMT K4	12	KW24040241	KW24080241	KW24070241
Dummy	488CSL SQT	12	KW24040210	KW24080210	KW24070210
● Handleset Trim	971CSL SQT	4	KW24040266	KW24080266	KW24070266
● Handleset Trim	604CSL SQT	4	KW24040260	KW24080260	KW24070260



Casey w/ Round Trim

Boxpack
6AL RCS

Function	Product Code	Case Qty.	15 Satin Nickel	26 Polished Chrome	514 Matte Black
Passage	200CSL RDT	12	KW24040020	KW24080020	KW24070020
Privacy	300CSL RDT	12	KW24040030	KW24080030	KW24070030
Entry (SMT)	405CSL RDT SMT K4	12	KW24040041	KW24080041	KW24070041
Dummy	488CSL RDT	12	KW24040010	KW24080010	KW24070010
● Handleset Trim	971CSL RDT	4	KW24040066	KW24080066	KW24070066
● Handleset Trim	604CSL RDT	4	-	KW24080060	KW24070060



Ladera w/ Square Trim

Boxpack
6AL RCS

Function	Product Code	Case Qty.	15 Satin Nickel	26 Polished Chrome	514 Matte Black
Passage	200LRL SQT	20	KW6604220	KW6608220	KW6607220
Privacy	300LRL SQT	20	KW6604230	KW6608230	KW6607230
Entry (SMT)	405LRL SQT SMT K4	20	KW6604241	KW6608241	KW6607241
Dummy LH	488LRL SQT LH	20	KW6604210	KW6608210	KW6607210
Dummy RH	488LRL SQT RH	20	KW6604211	KW6608211	KW6607211
● Handleset Trim (LH)	604LRL SQT LH	4	KW66040260	✘	KW66070260
● Handleset Trim (RH)	604LRL SQT RH	4	KW66040261	✘	KW66070261



Ladera w/ Round Trim

Boxpack
6AL RCS

Function	Product Code	Case Qty.	15 Satin Nickel	26 Polished Chrome	26D Satin Chrome	514 Matte Black
Passage	200LRL RDT	20	KW6604020	KW6608020	KW6606020	KW6607020
Privacy	300LRL RDT	20	KW6604030	KW6608030	KW6606030	KW6607030
Entry (SMT)	405LRL RDT SMT K4	20	KW6604041	KW6608041	KW6606041	KW6607041
Dummy LH	488LRL RDT LH	20	KW6604010	KW6608010	KW6606010	KW6607010
Dummy RH	488LRL RDT RH	20	KW6604011	KW6608011	KW6606011	KW6607011
● Handleset Trim (LH)	966LRL RDT LH	4	KW6604090	KW6608090	KW6606090	✘
● Handleset Trim (RH)	966LRL RDT RH	4	KW6604091	KW6608091	KW6606091	✘
● Handleset Trim (LH)	604LRL RDT LH	4	KW6604060	KW6608060	KW6606060	KW66070060
● Handleset Trim (RH)	604LRL RDT RH	4	KW6604061	KW6608061	KW6606061	KW66070061

Retail Pack
6AL RCS

Function	Product Code	Case Qty.	15 Satin Nickel	514 Matte Black
Passage	200LRL RDT	6	KW6604120	KW6607120
Privacy	300LRL RDT	6	KW6604130	KW6607130
Entry (P&T)	405LRL RDT K6	6	KW6604140	KW6607141
Dummy LH	488LRL RDT LH	4	KW6604110	KW6607110
Dummy RH	488LRL RDT RH	4	KW6604111	KW6607111



Traditional Levers & Knobs



Balboa Boxpack 6AL RCS

Function	Product Code	Case Qty.	11P Venetian Bronze	15 Satin Nickel	26 Polished Chrome	26D Satin Chrome	514 Matte Black
Passage	200BL	20	KW49820	KW49830	KW6008020	KW49840	KW6007020
Privacy	300BL	20	KW49821	KW49831	KW6008030	KW49841	KW6007030
Entry (SMT)	405BL SMT K4	20	KW49822	KW49832	KW6008041	KW49842	KW6007041
Entry (P&T)	405BL K4	20	☛	KW498321	☛	☛	-
Dummy LH	488BL LH	20	KW49823	KW49833	KW6008010	KW49843	KW6007010
Dummy RH	488BL RH	20	KW49824	KW49834	KW6008011	KW49844	KW6007011
● Handleset Trim (LH)	966BL LH	4	KW60440	KW60442	KW6008090	☛	-
● Handleset Trim (RH)	966BL RH	4	KW60441	KW60443	KW6008091	☛	-
● Handleset Trim (LH)	968BL LH	4	KW6009094	KW6004094	☛	☛	-
● Handleset Trim (RH)	968BL RH	4	KW6009095	KW6004095	☛	☛	-
● Handleset Trim (LH)	604BL LH	4	KW02944	KW02946	KW6008060	KW02948	KW6007060
● Handleset Trim (RH)	604BL RH	4	KW02945	KW02947	KW6008061	KW02949	KW6007061

Retail Pack 6AL RCS

Function	Product Code	Case Qty.	11P Venetian Bronze	15 Satin Nickel
Passage	200BL	6	KW6009120	KW6004120
Privacy	300BL	6	KW6009130	KW6004130
Entry (P&T)	405BL K6	6	KW6009140	KW6004140
Combo Pack (P&T)	690BL K6	6	KW6009162	KW6004162





Delta

Boxpack
6AL RCS

Function	Product Code	Case Qty.	3 Polished Brass	11P Venetian Bronze	15 Satin Nickel	26 Polished Chrome	26D Satin Chrome
Passage	200DL	20	KW5401320	KW5409320	KW5404320	KW5408320	KW5406320
Privacy	300DL	20	KW5401330	KW5409330	KW5404330	KW5408330	KW5406330
Entry (SMT)	405DL SMT K4	20	KW5401341	KW5409341	KW5404341	KW5408341	KW5406341
Entry (P&T)	405DL K4	20	KW5401340	KW5409340	KW5404340	KW5408340	KW5406340
Dummy	488DL	20	KW5401310	KW5409310	KW5404310	KW5408310	KW5406310
● Handleset Trim	966DL	4	KW5401390	KW5409390	KW5404390	KW5408390	KW5406390
● Handleset Trim	604DL	4	KW5401360	KW5409360	KW5404360	☒	KW5406360

Retail Pack

6AL RCS

Function	Product Code	Case Qty.	26D Satin Chrome
Passage	200DL	6	KW5406120
Privacy	300DL	6	KW5406130
Entry (P&T)	405DL K6	6	KW5406140
Combo Pack (P&T)	690DL K6	6	KW5406162



Dorian

Boxpack
6AL RCS

Function	Product Code	Case Qty.	3 Polished Brass	5 Antique Brass	11P Venetian Bronze	15 Satin Nickel
Passage	200DNL	20	KW5601320	KW5602320	KW5609320	KW5604320
Privacy	300DNL	20	KW5601330	KW5602330	KW5609330	KW5604330
Entry (SMT)	405DNL SMT K4	20	KW5601341	KW5602341	KW5609341	KW5604341
Entry (P&T)	405DNL K4	20	KW5601340	KW5602340	KW5609340	KW5604340
Dummy	488DNL	20	KW5601310	KW5602310	KW5609310	KW5604310
● Handleset Trim	966DNL	4	KW5601390	-	KW5609390	KW5604390
● Handleset Trim	968DNL	4	☒	☒	KW5609394	KW5604394
● Handleset Trim	604DNL	4	KW5601360	KW5602360	KW5609360	KW5604360

Retail Pack

6AL RCS

Function	Product Code	Case Qty.	3 Polished Brass	15 Satin Nickel
Passage	200DNL	6	KW5601120	KW5604120
Privacy	300DNL	6	KW5601130	KW5604130
Entry (P&T)	405DNL K6	6	KW5601140	KW5604140



Aliso
Boxpack
6AL RCS

Function	Product Code	Case Qty.	15 Satin Nickel
Passage	200AO	30	KW2104020
Privacy	300AO	30	KW2104030
Entry (SMT)	400AO SMT K3	30	KW2104041
Dummy	488AO	20	KW2104010
● Handleset Trim	604AO	4	KW2104060



Cove
Boxpack
6AL RCS

Function	Product Code	Case Qty.	11P Venetian Bronze	15 Satin Nickel	514 Matte Black
Passage	200CV	30	KW001944	KW001951	KW1707020
Privacy	300CV	30	KW001945	KW001952	KW1707030
Entry (SMT)	400CV SMT K3	30	KW001946	KW001953	KW1707041
Entry (P&T)	400CV K3	30	KW001948	KW001955	-
Dummy	488CV	20	KW001947	KW001954	KW1707010
● Handleset Trim	966CV	4	KW60590	KW60591	-
● Handleset Trim	604CV	4	KW1709060	KW1704060	KW1707060

Retail Pack
6AL RCS

Function	Product Code	Case Qty.	11P Venetian Bronze	15 Satin Nickel
Passage	200CV	6	KW1709120	KW1704120
Privacy	300CV	6	KW1709130	KW1704130
Entry (P&T)	400CV K6	6	KW1709140	KW1704140
Dummy	488CV	6	KW1709210	KW1704110
Combo Pack (P&T)	690CV K6	6	KW1709162	KW1704162
Project Pack (P&T)	242CV K2	6	♻️	KW1704164



Polo
Boxpack
6AL RCS

Function	Product Code	Case Qty.	5 Antique Brass	11P Venetian Bronze	15 Satin Nickel	26 Polished Chrome	26D Satin Chrome
Passage	200P	30	KW00117	KW00170	KW00060	KW00054	KW00135
Privacy	300P	30	KW00122	KW00171	KW00061	KW00053	KW00136
Entry (SMT)	400P SMT K3	30	KW00127	KW001721	KW000631	KW000561	KW00134
Entry (P&T)	400P K3	30	KW00126	KW00172	KW00063	KW00056	KW00137
Storeroom (P&T)	450P	30	☒	-	-	-	KW1406046
Dummy	488P	20	KW00113	KW00173	KW00064	KW00057	KW00133
● Handleset Trim	966P	4	KW60604	KW60602	KW60603	☒	KW60601
● Handleset Trim	968P	4	☒	KW60899	KW60974		
● Handleset Trim	604P	4	KW1402060	KW1409060	KW1404060	☒	KW1406060
● Handleset Trim	978P	4	-	KW1409096	KW1404096		

Retail Pack
6AL RCS

Function	Product Code	Case Qty.	3 Polished Brass	5 Antique Brass	11P Venetian Bronze	15 Satin Nickel	26D Satin Chrome
Passage	200P	6	KW1401120	-	KW1409120	KW1404120	KW1406120
Privacy	300P	6	KW1401130	-	KW1409130	KW1404130	KW1406130
Entry (P&T)	400P K6	6	KW1401140	-	KW1409140	KW1404140	KW1406140
Dummy	488P	4	KW1401110	-	KW1409110	KW1404110	☒
Combo Pack (P&T)	690P K6	6	-	-	KW1409162	KW1404162	-
Project Pack (P&T)	242P K2	6	-	KW1402164	-	☒	-





Tylo
Boxpack
6AL RCS

Function	Product Code	Case Qty.	3 Polished Brass	5 Antique Brass	15 Satin Nickel	26 Polished Chrome	26D Satin Chrome
Passage	200T	30	KW0022	KW0047	KW1604020	KW00460	KW00661
Privacy	300T	30	KW0032	KW00493	KW1604030	KW00461	KW00662
Entry (SMT)	400T SMT K3	30	KW00445	KW00510	KW1604041	KW00463	KW006651
Entry (P&T)	400T K3	30	KW0044	KW00511	KW1604040	KW00462	KW00665
Dummy	488T	20	KW0046	KW0066	KW1604010	KW00464	KW00663
● Handleset Trim	966T	4	KW60610	KW60611	KW1604090	✳	✳
● Handleset Trim	604T	4	KW1601060	KW1602060	KW1604060	✳	KW1606060

Retail Pack
6AL RCS

Function	Product Code	Case Qty.	3 Polished Brass	5 Antique Brass	15 Satin Nickel	26D Satin Chrome
Passage	200T	6	KW1601120	KW1602120	KW1604120	KW1606120
Privacy	300T	6	KW1601130	KW1602130	KW1604130	KW1606130
Entry (P&T)	400T K6	6	KW1601140	KW1602140	KW1604140	KW1606140
Combo Pack (P&T)	690T K6	6	KW1601162	KW1602162	KW1604162	KW1606162
Project Pack (P&T)	242T K2	6	KW1601164	KW1602164	KW1604164	KW1606164
Project Pack (P&T)	243T K2	6	KW1601165	-	✳	✳

Contemporary Deadbolts



660 SQT

660 RDT

Boxpack
RCAL RCS
K3

Function	Product Code	Case Qty.	11P Venetian Bronze	15 Satin Nickel	26 Polished Chrome	26D Satin Chrome	514 Matte Black
1-Cyl. Cont. Sqr. (SMT)	660 SQT SMT RCAL	12	KW38090271	KW38040271	KW38080271	KW38060271	KW38070271
1-Cyl. Cont. Rnd. (SMT)	660 RDT SMT RCAL	12	KW480971	KW480471	KW480871	KW480671	KW480771

Retail Pack
RCAL RCS
K6

Function	Product Code	Case Qty.	15 Satin Nickel	514 Matte Black
1-Cyl. Cont. Rnd. (SMT)	660 RDT SMT K6	6	KW4804171	KW4807171

Traditional Deadbolts



Boxpack K3

Function	Product Code	Case Qty.	3 Polished Brass	5 Antique Brass	11P Venetian Bronze	15 Satin Nickel
1-Cyl. (SMT)	660 SMT RCAL RCS	12	KW060021	KW06041	KW060431	KW060511
1-Cyl. (SMT)	660 SMT RCAL 5303	12	KW4301271	KW4302271	KW4309271	KW4304271
1-Cyl. (SMT)	660 SMT SCAL SCS	12	KW060071	KW060631	KW060441	KW060521
1-Cyl. (SMT)	660 SMT SCAL 5303	12	KW060081	⊛	KW060411	KW060491
1-Cyl. (P&T)	660 RCAL RCS	12	KW06002	KW0604	KW06043	KW06051
1-Cyl. (P&T)	660 SCAL SCS	12	KW06007	KW06063	KW06044	KW06052
1-Cyl. (P&T)	660 SCAL 5303	12	⊛	⊛	KW06042	KW06050
1-Cyl. (P&T)	660 RCAL 5303	12	KW4301070	KW4302070	KW4309070	KW4304070
2-Cyl. (SMT)	665 SMT RCAL RCS	12	KW3801073	KW3802073	KW3809073	KW3804073
2-Cyl. (SMT)	665 SMT RCAL 5303	12	⊛	⊛	KW4309273	KW4304273
2-Cyl. (P&T)	665 RCAL RCS	12	KW06069	KW06088	KW06097	KW06099

Function	Product Code	Case Qty.	26 Polished Chrome	26D Satin Chrome	514 Matte Black
1-Cyl. (SMT)	660 SMT RCAL RCS	12	KW3808071	KW060581	KW3807071
1-Cyl. (SMT)	660 SMT RCAL 5303	12	KW4308271	KW4306271	⊛
1-Cyl. (SMT)	660 SMT SCAL SCS	12	KW3908071	KW060591	⊛
1-Cyl. (SMT)	660 SMT SCAL 5303	12	⊛	⊛	⊛
1-Cyl. (P&T)	660 RCAL RCS	12	KW06057	KW06058	KW3807070
1-Cyl. (P&T)	660 SCAL SCS	12	KW06060	KW06059	⊛
1-Cyl. (P&T)	660 RCAL 5303	12	⊛	KW4306070	⊛
2-Cyl. (SMT)	665 SMT RCAL RCS	12	KW3808073	⊛	KW3807073
2-Cyl. (SMT)	665 SMT RCAL 5303	12	⊛	⊛	⊛
2-Cyl. (P&T)	665 RCAL RCS	12	KW06105	KW06110	KW3807072

Retail Pack K3

Function	Product Code	Case Qty.	3 Polished Brass	5 Antique Brass	11P Venetian Bronze	15 Satin Nickel	26D Satin Chrome	514 Matte Black
1-Cyl. (P&T)	660 RCAL RCS	12	KW3801170	KW3802170	KW3809170	KW3804170	KW3806170	KW3807171
665 2-Cyl. (P&T)	665 RCAL RCS	12	KW3801172	KW3802172	-	KW3804172	KW3806172	-

Single Side Deadbolts



Function	Product Code	Case Qty.	3 Polished Brass	5 Antique Brass	11P Venetian Bronze	15 Satin Nickel
Single Side w/ Plate	667 RCAL RCS	12	-	KW06507	KW06504	KW06506
Single Side w/ Plate	667 RCAL 5303	12	☼	☼	KW4309275	KW4304275
Single Side	663 23/8 RCL RCS	12	KW0651	KW0653	-	KW0654
Single Side	663 23/8 RCL 5303	12	☼	☼	-	KW4304274
Single Side Cont. Sqr.	663 SQT 2-3/8 RCL RCS	12	☼	☼	KW3809274	KW3804274
Single Side Cont. Rnd.	663 RDT 2-3/8 RCL RCS	12	☼	☼	☼	☼

Function	Product Code	Case Qty.	26 Polished Chrome	26D Satin Chrome	514 Matte Black
Single Side w/ Plate	667 RCAL RCS	12	KW06508	-	-
Single Side w/ Plate	667 RCAL 5303	12	KW4308275	-	-
Single Side	663 2-3/8 RCL RCS	12	KW0650	KW0652	KW3807074
Single Side	663 2-3/8 RCL 5303	12	KW4308274	KW4306274	☼
Single Side Cont. Sqr.	663 SQT 2-3/8 RCL RCS	12	KW3808274	☼	KW3807274
Single Side Cont. Rnd.	663 RDT 2-3/8 RCL RCS	12	☼	☼	KW4807074

Kwikset Latch & Strike Reference Guide for 660 Series Deadbolts

We stock deadbolts with a variety of strike configurations. Use the chart below to select the combination you need.

- RCAL - Round Corner Adjustable Latch
- SCAL - Square Corner Adjustable Latch
- RCS - 5063 Round Corner 2-1/4" x 1" Strike
- 3223 - Round Corner 3-5/8" x 1-1/4" Strike
- 5303 - Round Corner Full Lip Strike
- SCS - 5072 Square Corner 2-1/4" x 1" Strike



Colonial

- Trim only, knob not included
- Length: 12-1/2"

Rosettes



Round

Function	Product Code	Case Qty.	3 Polished Brass	5 Antique Brass	15 Satin Nickel
Colonial Trim	239	5	-	KW0405	KW0404
Round Trim (3-13/16" dia.)	293	5	KW0470	-	-

Parts



Screw Packs

Function	Product Code	Case Qty.	3 Polished Brass	5 Antique Brass	690/11P Bronze	15 Satin Nickel	26/26D Chrome
Dummy Mounting Screws	81708	10	KW817081	☒	KW817083	KW817084	☒
Latch & Strike Screws	81711	10	KW817111	KW817112	KW817113	KW817114	KW817118
3222/3223 Strike Screws	86356	1	KW863561	☒	KW863569	KW863564	KW863566
660 Deadbolt Screws	86171	1	KW861711	KW861712	KW861713	KW861714	KW861716
780 Deadbolt Screws	81247	10	KW812471	☒	KW812473	KW812474	☒



Thick Door Kits & Components

for 2-1/4" thick doors

Function	Product Code	Case Qty.	3/5 Brass	690/11P Bronze	15 Satin Nickel	26/26D Chrome	Not Finish Specific
Trad. Knobs & Levers	81706	1	KW817061	KW817063	KW817064	KW817066	-
154 / 155 Cont. Levers	820291	1	-	KW8202913	KW8202914	KW8202918	-
Handleset Trims	81780	1	KW817801	KW817803	KW817804	KW817806	-
Handleset Adapter	81838	1	KW818381	KW818383	KW818384	KW818386	-
660 Deadbolts	86129	1	KW861291	KW861293	KW861294	KW861296	-
780 & 980 Deadbolts	81691	1	KW816911	KW816913	KW816914	KW816916	-
785 & 985 Deadbolts	81249	1	-	-	-	-	KW81249
258 Deadbolts	83022	1	-	KW830227	KW830224	KW830226	-
158 Deadbolts	820289	1	-	KW8202893	KW8202894	KW8202898	-
818 Handlesets	81861	1	-	-	-	-	KW81861
Handleset Thick Door Spindle	81402	1	-	-	-	-	KW81402
Screw & Washer for Camino / San Clemente	83004	1	-	-	-	-	KW83004

Parts



SmartKey Cylinder Assemblies

Function	Product Code	Case Qty.	11P Venetian Bronze	15 Satin Nickel
780/980 SMT Cylinder Assembly	83281	1	KW832812	KW832811



83258



83281



90009



830314

Misc. Parts

Function	Product Code	Case Qty.	690/11P Bronze	15 Satin Nickel	Not Finish Specific
Allen Key for Reversible Levers	83258	1	-	-	KW83258
780/980 P&T Cyl. Assembly	90009	1	KW900092	KW900091	-
980 Turnpiece Screw & Wrench	81251	1	-	-	KW81251
Frost Insert for Levers & Knobs	830314	1	-	-	KW820314
Frost Insert for Deadbolts	820318	1	-	-	KW820318



83257



83255

Set Screws for Reversible Levers

Function	Product Code	Case Qty.	Not Finish Specific
Pass. / Priv. / SMT Entry Interior	83254	1	KW83254
P&T Entry Interior	83255	1	KW83255
P&T Entry Exterior	83256	1	KW83256
SMT Entry Exterior	83257	1	KW83257

Introducing new contemporary styles from SafeLock!



REMINY



WINSTON WITH SQUARE ROSE

Available in satin nickel, matte black, and polished chrome.

Daylon w/ Square Rose

Boxpack
RCAL RCS



Function	Product Code	Case Qty.	15 Satin Nickel	26 Polished Chrome	514 Matte Black
Passage	SL1000DAL SQT	12	SA330420	SA330820	SA330720
UL Passage	SL10002DAL SQT	12	SA330421	☒	SA330721
Privacy	SL4000DAL SQT	12	SA330430	SA330830	SA330730
Entry	SL6000DAL SQT K3	12	SA330440	SA330840	SA330740
Dummy	SL7000DAL SQT	20	SA330410	SA330810	SA330710

Daylon w/ Round Rose

Boxpack
RCAL RCS



Function	Product Code	Case Qty.	15 Satin Nickel	26 Polished Chrome	514 Matte Black
Passage	SL1000DAL RDT	12	SA340420	SA340820	SA340720
Privacy	SL4000DAL RDT	12	SA340430	SA340830	SA340730
Entry	SL6000DAL RDT K3	12	SA340440	SA340840	SA340740
Dummy	SL7000DAL RDT	20	SA340410	SA340810	SA340710

Reminy

Boxpack
RCAL RCS



Function	Product Code	Case Qty.	15 Satin Nickel	26 Polished Chrome	514 Matte Black
Passage	SL1000REL RDT	20	SA360420	SA360820	SA360720
Privacy	SL4000REL RDT	20	SA360430	SA360830	SA360730
Entry	SL6000REL RDT K4	20	SA360440	SA360840	SA360740
Dummy	SL7000REL RDT	20	SA360410	SA360810	SA360710



Winston w/ Round Rose

Boxpack
RCAL RCS

Function	Product Code	Case Qty.	11P Venetian Bronze	15 Satin Nickel	26D Satin Chrome	514 Matte Black
Passage	SL1000WI RDT	20	SA310920	SA310420	SA310620	SA310720
UL Passage	SL1002WI RDT	20	-	SA310421	SA310621	-
Privacy	SL3000WI RDT	20	SA310930	SA310430	SA310630	SA310730
Entry	SL5000WI RDT K4	20	SA310940	SA310440	SA310640	SA310740
Dummy	SL7000WI RDT	20	SA310910	SA310410	SA310610	SA310710



Winston w/ Square Rose

Boxpack
RCAL RCS

Function	Product Code	Case Qty.	15 Satin Nickel	26 Polished Chrome	514 Matte Black
Passage	SL1000WI SQT	12	SA350420	SA350820	SA350720
Privacy	SL4000WI SQT	12	SA350430	SA350830	SA350730
Entry	SL6000WI SQT K4	12	SA350440	SA350840	SA350740
Dummy	SL7000WI SQT	20	SA350410	SA350810	SA350710



Grapevine

Boxpack
RCAL RCS

Function	Product Code	Case Qty.	11P Venetian Bronze	15 Satin Nickel	514 Matte Black
Passage	SL1000GV	20	SA300920	SA300420	SA300720
Privacy	SL3000GV	20	SA300930	SA300430	SA300730
Entry	SL5000GV K4	20	SA300940	SA300440	SA300740
Dummy	SL7000GV	20	SA300910	SA300410	SA300710



Layton

Boxpack
RCAL RCS

Function	Product Code	Case Qty.	11P Venetian Bronze	15 Satin Nickel	514 Matte Black
Passage	SL1000LY	20	SA320920	SA320420	SA320720
Privacy	SL3000LY	20	SA320930	SA320430	SA320730
Entry	SL5000LY K4	20	SA320940	SA320440	SA320740
Dummy (LH)	SL7000LY LH	20	SA320910	SA320410	SA320710
Dummy (RH)	SL7000LY RH	20	SA320911	SA320411	SA320711



Athens

Boxpack
RCAL RCS

Function	Product Code	Case Qty.	11P Venetian Bronze	15 Satin Nickel
Passage	SK1000AS	30	SA210920	SA210420
Privacy	SK3000AS	30	SA210930	SA210430
Entry	SK5000AS K3	30	SA210940	SA210440
Dummy	SK7000AS	30	SA210910	SA210410



Regina

Boxpack
RCAL RCS

Function	Product Code	Case Qty.	11P Venetian Bronze	15 Satin Nickel	514 Matte Black	26D Satin Chrome
Passage	SK1000RG	30	SA200920	SA200420	SA200720	SA200620
Privacy	SK3000RG	30	SA200930	SA200430	SA200730	SA200630
Entry	SK5000RG K3	30	SA200940	SA200440	SA200740	SA200640
Dummy	SK7000RG	30	SA200910	SA200410	SA200710	SA200610



Deadbolts

Boxpack
RCAL RCS

Function	Product Code	Case Qty.	11P Venetian Bronze	15 Satin Nickel	514 Matte Black	26D Satin Chrome
1-Cyl.	SD9100 K3	30	SA010970	SA010470	SA010770	SA010670

Electronics Comparison Chart



Electronics COMPARISON CHART

Schlage Encode™ Smart WiFi Deadbolt with Century trim in Satin Nickel

WHICH KEYLESS LOCK IS FOR YOU?



Schlage Encode™
SMART WIFI DEADBOLT
BE489



Schlage Connect
SMART DEADBOLT
BE468 & BE469



Schlage Touch
KEYLESS TOUCHSCREEN LOCK
BE375 & FE695



Keypad locks
DEADBOLTS AND LEVERS
BE365, FE575 & FE595

KEYLESS BENEFIT	Schlage Encode™	Schlage Connect	Schlage Touch	Keypad locks
KEYLESS BENEFIT	Use Schlage Home app for easy setup and control with iOS and Android smartphones	Connects to your Z-Wave Plus enabled home automation or security system	Keyless entry with touchscreen	Keyless entry with keypad or traditional keyed entry
SHARING ACCESS	Use compatible apps to manage access codes and share virtual keys	Use Z-Wave Plus enabled system to unlock remotely, or use touchscreen to manage codes	Use touchscreen to create/delete access codes	Use the keypad to create/delete access codes
ADVANCED SECURITY	Built-in alarm senses potential door attacks	Built-in alarm technology senses potential door attacks (BE469 model only)	No need to re-key or cut new keys	Premium metal construction
HOME AUTOMATION	Lock/unlock remotely with built-in WiFi – no additional accessories or hubs More home automation options available: Schlage.com/EncodePartners	Lock/unlock from anywhere using your mesh network-enabled system and compatible home automation/security system. Features depend on platform provider. More home automation options available: Schlage.com/ConnectPartners	—	—
ACCESS CODES	100	30	19	19
BATTERY LIFE	Up to 6 months	Up to 1 year	Up to 2 years	Up to 2 years

Schlage Finish Chart



- Black Stainless (530)**
- Lifetime / Polished Brass (505 / 605)**
- Satin Brass (608)**
- Antique Brass (609)**
- Polished Nickel (618)**
- Satin Nickel (619)**
- Antique Pewter (620)**
- Distressed Nickel (621)**
- Matte Black (622)**
- Polished Chrome (625)**
- Satin Chrome (626)**
- Aged Bronze (716)**

Wifi Compatible Electronic Deadbolts

Schlage Encode™

SMART WIFI DEADBOLT



Camelot Encode

Century Encode

- Control and manage up to 100 access codes
- Certified commercial grade 1
- Built-in alarm technology senses potential security threats

- Low battery indicator offers weeks of advance warning for battery replacement
- Fits 1-3/8" - 1-3/4" thick doors with 2-3/8" or 2-3/4" backset

Boxpack

Function	Product Code	Case Qty.	530 Black Stainless	619 Satin Nickel	622 Matte Black	625 Polished Chrome	716 Aged Bronze
Encode (Camelot)	BE489WBC CAM	4	SJ489532000	SJ489042100	SJ489072000	SJ489082000	SJ489092100
Encode (Century)	BE489WBC CEN	4	SJ489533000	SJ489043100	SJ489073100	SJ489083000	SJ489093000

Connect™ Smart Deadbolts (Z-Wave compatible)



BE469 Connect Touchscreen

BE468 Connect Touchscreen

- ANSI Grade 1
- Blue backlighting
- Built-in alarm technology alerts home owners to potential security threats
- Durable resistive touchscreen ensures wear pattern remains undetectable
- Requires four AA batteries – no wiring needed

- ANSI Grade 2
- White backlighting
- No alarm function
- Durable resistive touchscreen ensures wear pattern remains undetectable
- Requires four AA batteries – no wiring needed

Boxpack

Function	Product Code	Case Qty.	530 Black Stainless	605 Polished Brass	619 Satin Nickel	622 Matte Black
BE469 Camelot Connect	BE469ZPCAM	4	SJ701453	SJ701401	SJ701404	SJ4690702000
BE469 Century Connect	BE469ZPCEN	4	SJ701553	-	SJ701504	SJ701507
BE468 Camelot Connect	BE468ZPCAM	1	SJ701653	SJ701601	SJ701604	-
BE468 Century Connect	BE468ZPCEN	1	SJ701753	-	SJ701704	-

Function	Product Code	Case Qty.	625 Polished Chrome	626 Satin Chrome	716 Aged Bronze
BE469 Camelot Connect	BE469ZPCAM	4	SJ701408	-	SJ701409
BE469 Century Connect	BE469ZPCEN	4	SJ701508	SJ4690603000	SJ701509
BE468 Camelot Connect	BE468ZPCAM	1	SJ701608	-	SJ701609
BE468 Century Connect	BE468ZPCEN	1	SJ701708	SJ701706	SJ701709

Touch™ Keyless Locks (non-connected)

Schlage Touch®

KEYLESS TOUCHSCREEN LOCK



**Camelot
Deadbolt**

**Camelot/
Accent**



**Century
Deadbolt**



**Century/
Latitude**



**Century/
Broadway**



**Century/
Merano**



**Century/
Elan**

- No keys needed – bump-proof and pick-proof!
- Fingerprint-resistant
- Works in the rain and while user is wearing gloves
- LED down lighting illuminates the numbers and lever
- Standard 2-1/8" door prep; fits 1-3/8" to 1-3/4" thick doors
- Installs in minutes with a screwdriver

- Memory for 19 access codes
- 1" throw for deadbolts; 1/2" throw for levers
- Measures 3" wide x 5.4" high
- 19 code capacity
- Uses one 9V battery

Boxpack

Function	Product Code	Case Qty.	605 Polished Brass	609 Antique Brass	619 Satin Nickel	622 Matte Black	625 Polished Chrome
BE375 Camelot Deadbolt	BE375CAM	6	SJ88012	SJ88022	SJ88042	SJ88072	SJ88082
BE375 Century Deadbolt	BE375CEN	6	-	-	SJ88046	SJ88076	SJ88086
FE695 Camelot / Accent	FE695CAM / ACC	6	SJ5001270	SJ5002270	SJ5004270	SJ5007270	SJ5008270
FE695 Camelot /Flair	FE695CAM / FLA	6	SJ5301270	SJ5302270	SJ5304270	-	-
FE695 Century / Broadway	FE695CEN / BRW	6	-	-	SJ6404670	SJ6407670	SJ6408670
FE695 Century / Elan	FE695CEN / ELA	6	-	-	-	-	-
FE695 Century / Latitude	FE695CEN / LAT6	6	-	-	SJ5604670	SJ5607670	SJ5608670
FE695 Century / Merano	FE695CEN / MER	6	-	-	SJ6204670	-	-

Function	Product Code	Case Qty.	626 Satin Chrome	716 Aged Bronze
BE375 Camelot Deadbolt	BE375CAM	6	SJ88062	SJ88092
BE375 Century Deadbolt	BE375CEN	6	SJ88066	SJ88096
FE695 Camelot / Accent	FE695CAM / ACC	6	SJ5006270	SJ5009270
FE695 Camelot /Flair	FE695CAM / FLA	6	SJ5306270	SJ5309270
FE695 Century / Broadway	FE695CEN / BRW	6	SJ6406670	SJ6409670
FE695 Century / Elan	FE695CEN / ELA	6	SJ5206670	-
FE695 Century / Latitude	FE695CEN / LAT6	6	SJ5606670	SJ6950903056
FE695 Century / Merano	FE695CEN / MER	6	-	SJ6209670

Keypad Locks (non-connected)



- Pre-programmed with random programming and user codes
- Fits standard 2-1/8" door prep. No other holes needed
- Features an adjustable backset
- Installs with just a screwdriver
- Mechanical key override which can be rekeyed to match existing key
- Keypad numbers are embedded in buttons, creating wear resistance
- Blue LED illuminated keypad on demand
- 19 user code capacity, over 10,000 user code combinations
- 9v alkaline battery included, three-year average life, low battery indicator
- Field reversible levers (where applicable)
- Locks available in Plymouth and Camelot escutcheon designs
- Can be rekeyed for Kwikset using appropriate plugs

Boxpack

Function	Product Code	Case Qty.	505 Lifetime Brass	609 Antique Brass	619 Satin Nickel	620 Antique Pewter
Camelot Deadbolt	BE365CAM	6	SJ89150	SJ89151	SJ89153	-
Plymouth Deadbolt	BE365PLY	6	SJ89140	SJ89141	SJ89143	-
Camelot / Accent Lever	FE595CAM / ACC	6	SJ89120	SJ89121	SJ89123	SJ89124
Camelot / Georgian Knob	FE595CAM / GEO	6	SJ89130	SJ89131	SJ89132	-
Plymouth / Accent Lever	FE595PLY / ACC	6	⊕	-	SJ89220	SJ89222
Plymouth / Plymouth Knob	FE595PLY / PLY	6	SJ89100	-	SJ89101	-
Plymouth / Flair Lever	FE595PLY / FLA	6	SJ89110	SJ89111	SJ89113	SJ89114
Plymouth / Elan Lever	FE595PLY / ELA	6	-	-	-	-
Plymouth / Latitude Lever	FE595PLY / LAT	6	-	-	SJ89117	-

Function	Product Code	Case Qty.	622 Matte Black	626 Satin Chrome	716 Aged Bronze
Camelot Deadbolt	BE365CAM	6	SJ89158	SJ89157	SJ89152
Plymouth Deadbolt	BE365PLY	6	SJ89148	SJ89147	SJ89142
Camelot / Accent Lever	FE595CAM / ACC	6	SJ89127	SJ89126	SJ89122
Camelot / Georgian Knob	FE595CAM / GEO	6	⊕	-	SJ89133
Plymouth / Accent Lever	FE595PLY / ACC	6	⊕	-	SJ89221
Plymouth / Plymouth Knob	FE595PLY / PLY	6	⊕	-	-
Plymouth / Flair Lever	FE595PLY / FLA	6	-	SJ89116	SJ89112
Plymouth / Elan Lever	FE595PLY / ELA	6	-	SJ89000	-
Plymouth / Latitude Lever	FE595PLY / LAT	6	SJ89118	⊕	-

Retail Pack

Function	Product Code	Case Qty.	619 Satin Nickel	716 Aged Bronze
Camelot / Accent Lever	FE595VCAM / ACC	2	SJ891231	SJ891221

Custom Handlesets

Schlage Custom™

DOOR HARDWARE



Addison **Camelot** **Century** **Greene** **Greenwich**

Schlage Handleset Quick Reference Guide

Interior trim packs are listed with the locks. Look for these colors when searching for the different Schlage interior trim packs.

- FCT59 or FC59 – Fits FCT58 or FC58 Series Handlesets (single cylinder)

Addison

Boxpack (Less interior pack)

Function	Product Code	Case Qty.	619 Satin Nickel	622 Matte Black	625 Polished Chrome	716 Aged Bronze
● 3/4 Handleset	FCT58ADD	4	FC1804058	FC1807058	FC1808058	FC1809058
● 2-Piece Handleset	FC58ADD	4	FC1004058	FC1007058	✳	FC1009058

Camelot

Boxpack (Less interior pack)

Function	Product Code	Case Qty.	530 Black Stainless	619 Satin Nickel	622 Matte Black	625 Polished Chrome	716 Aged Bronze
● 3/4 Handleset	FCT58CAM	4	FC1953058	FC1904058	FC1907058	FC1908058	FC1909058
● 2-Piece Handleset	FC58CAM	4	FC1253058	FC1204058	FC1207058	FC1208058	FC1209058

Century

Boxpack (Less interior pack)

Function	Product Code	Case Qty.	530 Black Stainless	608 Satin Brass	619 Satin Nickel	622 Matte Black	625 Polished Chrome	626 Satin Chrome	716 Aged Bronze
● 3/4 Handleset	FCT58CEN	4	FC2053058	–	FC2004058	FC2007058	FC2008058	–	FC2009058
● 2-Piece Handleset	FC58CEN	4	FC1353058	FC1319058	FC1304058	FC1307058	FC1308058	FC1306058	FC1309058

Greene

Boxpack (Less interior pack)

Function	Product Code	Case Qty.	619 Satin Nickel	622 Matte Black
● 3/4 Handleset	FCT58GEE	4	FC22042458	FC22072458

Greenwich

Boxpack (Less interior pack)

Function	Product Code	Case Qty.	619 Satin Nickel	622 Matte Black	625 Polished Chrome	626 Satin Chrome	716 Aged Bronze
● 3/4 Handleset	FCT58GRW	4	FC2104058	FC2107058	FC2108058	–	FC2109058
● 2-Piece Handleset	FC58GRW	4	FC1704058	FC1707058	FC1708058	FC1706058	FC1709058

Custom Handlesets

Schlage Custom™

DOOR HARDWARE



Plymouth **Wakefield**

Schlage Handleset Quick Reference Guide

Interior trim packs are listed with the locks. Look for these colors when searching for the different Schlage interior trim packs.

- FCT59 or FC59 – Fits FCT58 or FC58 Series Handlesets (single cylinder)

Plymouth

Boxpack (Less interior pack)

Function	Product Code	Case Qty.	619 Satin Nickel	716 Aged Bronze
● 2-Piece Handleset	FC58PLY	4	FC1504058	FC1509058

Wakefield

Boxpack (Less interior pack)

Function	Product Code	Case Qty.	619 Satin Nickel	716 Aged Bronze
● 2-Piece Handleset	FC58WKF	4	FC2504058	FC2509058

Contemporary Levers & Knobs



Broadway w/ Collins

Broadway w/ Century

Broadway w/ Greenwich

Broadway w/ Kinsler

Broadway

Boxpack
Triple option latch

Function	Trim Style	Product Code	Case Qty.	619 Satin Nickel	622 Matte Black	625 Polished Chrome	626 Satin Chrome	716 Aged Bronze
Passage / Privacy	Collins	FC21BRW / COL	8	FC6404821	FC6407821	FC6408821	☼	FC6409821
Entry	Collins	F51ABRW / COL K4	8	SJ6404851	SJ6407851	SJ6408851	☼	SJ6409851
Dummy Pair	Collins	FC172BRW / COL	20	FC64048172	FC64078172	FC64088172	☼	FC64098172
● 2-Piece Trim	Collins	FC59BRW / COL	1	FC64040859	FC64070859	FC64080859	☼	FC64090859
● 3/4 Trim	Century	FCT59BRW / CEN	1	FC64042259	FC64072259	FC64082259	☼	FC64092259
● 3/4 Trim	Greenwich	FCT59BRW / GRW	1	☼	FC64072359	FC64082359	–	☼
Passage / Privacy	Kinsler	FC21BRW / KIN	8	FC64041521	☼	☼	☼	FC64091521
Dummy Pair	Kinsler	FC172BRW / KIN	12	FC640415172	☼	☼	☼	FC640915172
● 2-Piece Trim	Kinsler	FC59BRW / KIN	1	FC64041559	FC64071559	FC64081559	FC64061559	☼

Contemporary Levers & Knobs

Schlage Custom™

DOOR HARDWARE



Clybourn w/ Century



Clybourn w/ Dalton



Clybourn w/ Kinsler

Clybourn Boxpack Triple option latch

Function	Trim Style	Product Code	Case Qty.	619 Satin Nickel	622 Matte Black
● 3/4 Trim	Century	FCT59CYB / CEN	8	FC70042259	FC70072259
Passage / Privacy	Dalton	FC21CYB / DLT	8	FC70041721	FC70071721
Entry	Dalton	F51ACYB / DLT K4	8	SJ70041551	SJ70071751
Dummy Pair	Dalton	FC172CYB / DLT	20	FC700417172	FC700717172
● 2-Piece Trim	Dalton	FC59CYB / DLT	8	FC70041759	FC70071759
Passage / Privacy	Kinsler	FC21CYB / KIN	8	FC70041521	FC70071521
Entry	Kinsler	F51ACYB / KIN K4	8	SJ70041751	SJ70071551
Dummy Pair	Kinsler	FC172CYB / KIN	20	FC700415172	FC700715172
● 2-Piece Trim	Kinsler	FC59CYB / KIN	8	FC70041559	FC70071559



Eller w/ Century



Eller w/ Collins



Eller w/ Kinsler



Eller w/ Greene

Eller Boxpack Triple option latch

Function	Trim Style	Product Code	Case Qty.	608 Satin Brass	619 Satin Nickel	622 Matte Black	625 Polished Chrome	716 Aged Bronze
Passage / Privacy	Century	FC21ELR / CEN	8	☒	FC5904621	FC5907621	FC5908621	FC5909621
Entry	Century	F51AELR / CEN K4	8	☒	SJ5904651	SJ5907651	SJ5908651	SJ5909651
Dummy Pair	Century	FC172ELR / CEN	20	☒	FC59046172	FC59076172	FC59086172	FC59096172
● 3/4 Trim	Century	FCT59ELR / CEN	8	-	FC59042259	FC59072259	FC59082259	FC59092259
● 2-Piece Trim	Century	FC59ELR / CEN	8	☒	FC59040659	FC59070659	FC59080659	FC59090659
Passage / Privacy	Collins	FC21ELR / COL	8	FC59190821	FC59040821	FC59070821	☒	☒
Entry	Collins	F51AELR / COL K4	8	SJ59190851	SJ59040851	SJ59070851	☒	☒
Dummy Pair	Collins	FC172ELR / COL	20	FC591908172	FC590408172	FC590708172	☒	☒
● 2-Piece Trim	Collins	FC59ELR / COL	8	FC59190859	FC59040859	FC59070859	☒	☒
Passage / Privacy	Greene	FC21ELR / GEE	8	-	FC59041821	FC59071821	-	-
Entry	Greene	F51AELR / GEE K4	8	-	SJ59041851	SJ59071851	-	-
Dummy Pair	Greene	FC172ELR / GEE	20	-	FC590418172	FC590718172	-	-
● 3/4 Trim	Greene	FCT59ELR / GEE	8	-	FC59042459	FC59072459	-	-
● 2-Piece Trim	Greene	FC59ELR / GEE	8	-	FC59041859	FC59071859	-	-
Passage / Privacy	Kinsler	FC21ELR / KIN	8	☒	FC59041521	FC59071521	☒	FC59091521
Entry	Kinsler	F51AELR / KIN	8	☒	SJ59041551	SJ59071551	☒	SJ59091551
Dummy Pair	Kinsler	FC172ELR / KIN	20	☒	FC590415172	FC590715172	☒	FC590915172
● 2-Piece Trim	Kinsler	FC59ELR / KIN	8	☒	FC59041559	FC59071559	☒	FC59091559

Contemporary Levers & Knobs

Schlage Custom™

DOOR HARDWARE



Latitude w/ Century



Latitude w/ Collins



Latitude w/ Kinsler



Latitude w/ Greenwich

Latitude

Boxpack

Triple option latch

Function	Trim Style	Product Code	Case Qty.	530 Black Stainless	608 Satin Brass	619 Satin Nickel	622 Matte Black	625 Polished Chrome
Passage / Privacy	Century	FC21LAT / CEN	8	✱	FC56190621	FC56040621	FC56070621	FC56080621
Entry	Century	F51ALAT / CEN K4	8	✱	SJ5619651	SJ5604651	SJ5607651	SJ5608651
Dummy Pair	Century	FC172LAT / CEN	20	✱	FC561906172	FC560406172	FC560706172	FC560806172
● 3/4 Trim	Century	FCT59LAT / CEN	8	FC56532259	-	FC56042259	FC56072259	FC56082259
● 2-Piece Trim	Century	FC59LAT / CEN	8	✱	FC56190659	FC56040659	FC56070659	FC56080659
Passage / Privacy	Collins	FC21LAT / COL	8	FC56530821	FC5619821	FC56040821	FC5607821	FC5608821
Entry	Collins	F51ALAT / COL K4	8	SJ56530851	SJ5619851	SJ5604851	SJ5607851	SJ5608851
Dummy Pair	Collins	FC172LAT / COL	20	FC565308172	FC56198172	FC560408172	FC56078172	FC56088172
● 2-Piece Trim	Collins	FC59LAT / COL	8	FC56530859	FC5619859	FC56040859	FC56070859	FC56080859
● 3/4 Trim	Greenwich	FCT59LAT / GRW	8	-	-	FC56042359	✱	✱
Passage / Privacy	Kinsler	FC21LAT / KIN	8	✱	FC56191521	✱	FC56071521	✱
Entry	Kinsler	F51ALAT / KIN K4	8	✱	SJ56191551	✱	✱	✱
Dummy Pair	Kinsler	FC172LAT / KIN	20	✱	FC561915172	✱	FC560715172	✱
● 2-Piece Trim	Kinsler	FC59LAT / KIN	8	✱	FC56191559	✱	✱	✱

Function	Trim Style	Product Code	Case Qty.	626 Satin Chrome	716 Aged Bronze
Passage / Privacy	Century	FC21LAT / CEN	8	FC56060621	FC56090621
Entry	Century	F51ALAT / CEN K4	8	SJ5606651	SJ5609651
Dummy Pair	Century	FC172LAT / CEN	20	FC560606172	FC560906172
● 3/4 Trim	Century	FCT59LAT / CEN	8	-	FC56092259
● 2-Piece Trim	Century	FC59LAT / CEN	8	FC56060659	FC56090659
Passage / Privacy	Collins	FC21LAT / COL	8	✱	FC5609821
Entry	Collins	F51ALAT / COL K4	8	✱	SJ5609851
Dummy Pair	Collins	FC172LAT / COL	20	✱	FC56098172
● 2-Piece Trim	Collins	FC59LAT / COL	8	✱	FC56090859
● 3/4 Trim	Greenwich	FCT59LAT / GRW	8	-	FC56092359
Passage / Privacy	Kinsler	FC21LAT / KIN	8	✱	FC56091521
Entry	Kinsler	F51ALAT / KIN K4	8	✱	SJ5609051
Dummy Pair	Kinsler	FC172LAT / KIN	20	✱	FC560915172

Contemporary Levers & Knobs

Schlage Custom™

DOOR HARDWARE



Northbrook

Boxpack
Triple option latch

Northbrook w/ Collins

Northbrook w/ Upland

Function	Trim Style	Product Code	Case Qty.	619 Satin Nickel	622 Matte Black	625 Polished Chrome	716 Aged Bronze
● 3/4 Trim	Century	FCT59NBK / CEN	8	FC66042259	FC66072259	FC66082259	FC66092259
Passage / Privacy	Collins	FC21NBK / COL	8	FC66040821	FC66070821	✳	✳
Entry	Collins	F51ANBK / COL K4	8	SJ66040851	SJ66070851	✳	✳
Dummy Pair	Collins	FC172NBK / COL	20	FC660408172	FC660708172	✳	✳
● 2-Piece Trim	Collins	FC59NBK / COL	8	FC66040859	FC66070859	✳	✳
Passage / Privacy	Upland	FC21NBK / ULD	8	FC66040921	FC6607921	FC6608921	FC6609921
Entry	Upland	F51ANBK / ULD K4	8	SJ6604951	SJ6607951	SJ6608951	SJ6609951
Dummy Pair	Upland	FC172NBK / ULD	20	FC660409172	FC66079172	FC66089172	FC66099172
● 2-Piece Trim	Upland	FC59NBK / ULD	8	FC66040959	FC66071359	FC66081359	FC66091359

Bowery

Boxpack
Triple option latch



Bowery w/ Century

Bowery w/ Collins

Bowery w/ Kinsler

Function	Trim Style	Product Code	Case Qty.	530 Black Stainless	608 Satin Brass	618 Polished Nickel	619 Satin Nickel	622 Matte Black
Passage / Privacy	Century	FC21BWE / CEN	8	✳	FC41190621	✳	✳	✳
Entry	Century	F51ABWE / CEN K4	8	✳	SJ41190651	✳	✳	✳
Dummy Pair	Century	FC172BWE / CEN	20	✳	FC411906172	✳	✳	✳
● 3/4 Trim	Century	FCT59BWE / CEN	8	FC41532259	-	-	FC41042259	FC41072259
● 2-Piece Trim	Century	FC59BWE / CEN	8	✳	FC41190659	-	✳	✳
Passage / Privacy	Collins	FC21BWE / COL	8	FC41530821	FC41190821		FC41040821	FC4107821
Entry	Collins	F51ABWE / COL K4	8	SJ41530851	SJ41190851	SJ4118851	SJ4104851	SJ4107851
Dummy Pair	Collins	FC172BWE / COL	20	FC415308172	FC411908172	FC41188172	FC410408172	FC41078172
● 2-Piece Trim	Collins	FC59BWE / COL	8	FC41530859	FC41190859	-	FC41040859	FC41070859
● 2-Piece Trim	Kinsler	FC59BWE / KIN	8	✳	✳	-	FC41041559	FC41071559

continued on the next page...

Contemporary Levers & Knobs

Schlage Custom™

DOOR HARDWARE



Bowery, continued...

Boxpack

Triple option latch

Bowery w/ Century

Bowery w/ Collins

Bowery w/ Kinsler

Function	Trim Style	Product Code	Case Qty.	625 Polished Chrome	716 Aged Bronze
Passage / Privacy	Century	F21BWE / CEN	8	☼	☼
Entry	Century	F51ABWE / CEN K4	8	☼	☼
Dummy Pair	Century	FC172BWE / CEN	20	☼	☼
● 3/4 Trim	Century	FCT59BWE / CEN	8	FC41082259	FC41092259
● 2-Piece Trim	Century	FC59BWE / CEN	8	☼	☼
Passage / Privacy	Collins	FC21BWE / COL	8	☼	FC4109821
Entry	Collins	F51ABWE / COL K4	8	☼	SJ4109851
Dummy Pair	Collins	FC172BWE / COL	20	☼	FC41098172
● 2-Piece Trim	Collins	FC59BWE / COL	8	FC41080859	FC41090859
● 2-Piece Trim	Kinsler	FC59BWE / KIN	8	FC41081559	FC41091559




Caine

Boxpack

Triple option latch

Function	Trim Style	Product Code	Case Qty.	619 Satin Nickel	622 Matte Black
Passage / Privacy	Greene	FC21CAN / GEE	8	FC45041821	FC45071821
Dummy Pair	Greene	FC172CAN / GEE	20	FC450418172	FC450718172
● 2-Piece Trim	Greene	FC59CAN / GEE	1	FC45041859	FC45071859



Dawes w/ Collins

Dawes w/ Kinsler

Dawes

Boxpack

Triple option latch

Function	Trim Style	Product Code	Case Qty.	619 Satin Nickel	622 Matte Black
Passage / Privacy	Collins	FC21DAW / COL	8	FC43040821	FC43070821
Dummy Pair	Collins	FC172DAW / COL	20	FC430408172	FC430708172
● 2-Piece Trim	Collins	FC59DAW / COL	1	FC43040859	FC43070859
Passage / Privacy	Kinsler	FC21DAW / KIN	8	FC43041521	FC43071521
Dummy Pair	Kinsler	FC172DAW / KIN	20	FC430415172	FC430715172

Contemporary Levers & Knobs

Schlage Custom™

DOOR HARDWARE



Ganton w/ Century



Ganton w/ Dalton

Ganton

Boxpack

Triple option latch

Function	Trim Style	Product Code	Case Qty.	619 Satin Nickel	622 Matte Black
● 3/4 Trim	Century	FCT59GAN / CEN	1	FC44042159	FC44072159
Passage / Privacy	Dalton	FC21GAN / DLT	8	FC44041721	FC44071721
Entry	Dalton	F51AGAN / DLT K4	8	SJ44041751	SJ44071751
Dummy Pair	Dalton	FC172GAN / DLT	20	FC440417172	FC440717172
● 2-Piece Trim	Dalton	FC59GAN / DLT	1	FC44041759	FC44071759



Hobson w/ Collins



Hobson w/ Kinsler

Hobson

Boxpack

Triple option latch

Function	Trim Style	Product Code	Case Qty.	618 Polished Nickel	619 Satin Nickel	716 Aged Bronze
Passage / Privacy	Collins	FC21HOB / COL	8	FC3618821	FC3604821	FC3609821
Dummy Pair	Collins	FC172HOB / COL	20	FC36188172	FC36048172	FC36098172
● 2-Piece Trim	Collins	FC59HOB / COL	1	–	☼	☼
Passage / Privacy	Kinsler	FC21HOB / KIN	8	☼	FC36041521	FC36091521
Dummy Pair	Kinsler	FC172HOB / KIN	20	☼	FC360415172	FC360915172
● 2-Piece Trim	Kinsler	FC59HOB / KIN	1	☼	FC36041559	FC36091559



Kyle

Boxpack

Triple option latch

Function	Trim Style	Product Code	Case Qty.	619 Satin Nickel	622 Matte Black
Passage / Privacy	Collins	FC21KYL / COL	8	FC46040821	FC46070821
Dummy Pair	Collins	FC172KYL / COL	20	FC460408172	FC460708172
● 2-Piece Trim	Collins	FC59KYL / COL	1	FC46040859	FC46070859

Contemporary Levers & Knobs

Schlage **Custom**TM

DOOR HARDWARE



Nixon w/ Century



Nixon w/ Greene

Nixon

Boxpack
Triple option latch

Function	Trim Style	Product Code	Case Qty.	619 Satin Nickel	622 Matte Black
Passage / Privacy	Century	FC21NIX / CEN	8	FC48040621	FC48070621
Entry	Century	F51ANIX / CEN K4	8	SJ48040651	SJ48070651
Dummy Pair	Century	FC172NIX / CEN	20	FC480406172	FC480706172
● 2-Piece Trim	Century	FC59NIX / CEN	1	FC48040659	FC48070659
Passage / Privacy	Greene	FC21NIX / GEE	8	FC48041821	FC48071821
Entry	Greene	F51ANIX / GEE	8	SJ48041851	SJ48071851
Dummy Pair	Greene	FC172NIX / GEE	20	FC480418172	FC480718172
● 3/4 Trim	Greene	FCT59NIX / GEE	1	FC48042459	FC48072459
● 2-Piece Trim	Greene	FC59NIX / GEE	1	FC48041859	FC48071859



Plymouth

Boxpack
Triple option latch

Function	Trim Style	Product Code	Case Qty.	622 Matte Black
Passage / Privacy	Collins	FC21PYL / COL	8	FC33070821
Entry	Collins	F51APLY / COL K4	8	SJ33070851
Dummy Pair	Collins	FC172PYL / COL	20	FC330708172
● 2-Piece Trim	Collins	FC59PLY / COL	8	FC33070859

Contemporary Levers & Knobs

Schlage Custom™

DOOR HARDWARE



Swanson w/ Century

Swanson w/ Collins

Swanson w/ Greene

Swanson w/ Grandville

Swanson

Boxpack

Triple option latch

Function	Trim Style	Product Code	Case Qty.	619 Satin Nickel	622 Matte Black	716 Aged Bronze
Passage / Privacy	Century	FC21SWA / CEN	8	FC47040621	FC47070621	FC47090621
Entry	Century	F51ASWA / CEN K4	8	SJ47040651	SJ47070651	SJ47090651
Dummy Pair	Century	FC172SWA / CEN	20	FC470406172	FC470706172	FC470906172
● 2-Piece Trim	Century	FC59SWA / CEN	1	FC47040659	FC47070659	FC47090659
Passage / Privacy	Collins	FC21SWA / COL	8	FC47040821	FC47070821	☒
Entry	Collins	F51ASWA / COL K4	8	SJ47040851	SJ47070851	☒
Dummy Pair	Collins	FC172SWA / COL	20	FC470408172	FC470708172	☒
● 2-Piece Trim	Collins	FC59SWA / COL	1	FC47040859	FC47070859	☒
Passage / Privacy	Greene	FC21SWA / GEE	8	FC47041821	FC47071821	-
Entry	Greene	F51ASWA / GEE K4	8	SJ47041851	SJ47071851	-
Dummy Pair	Greene	FC172SWA / GEE	20	FC470418172	FC470718172	-
● 3/4 Trim	Greene	FCT59SWA / GEE	1	FC47042459	FC47072459	-
● 2-Piece Trim	Greene	FC59SWA / GEE	1	FC47041859	FC47071859	-
Passage / Privacy	Grandville	FC21SWA / GDV	8	FC47041621	-	FC47091621
Entry	Grandville	F51ASWA / GDV K4	8	SJ47041651	-	SJ47091651
Dummy Pair	Grandville	FC172SWA / GDV	20	FC470416172	-	FC470916172
● 2-Piece Trim	Grandville	FC59SWA / GDV	1	FC47041659	-	FC47091659

Traditional Levers & Knobs

Schlage Custom™

DOOR HARDWARE



Pennant w/ Indy



Pennant w/ Camelot

Pennant

Boxpack
Triple option latch

Function	Trim Style	Product Code	Case Qty.	619 Satin Nickel	622 Matte Black	716 Aged Bronze
Passage / Privacy	Indy	FC21PEN / IND	8	FC71041921	FC71071921	FC71091921
Entry	Indy	F51APEN / IND K4	8	SJ71041951	SJ71071951	SJ71091951
Dummy Pair	Indy	FC172PEN / IND	20	FC710419172	FC710719172	FC710919172
● 2-Piece Trim	Indy	FC59PEN / IND	1	FC71041959	FC71071959	FC71091959
Passage / Privacy	Camelot	FC21PEN / CAM	8	FC71040221	FC71070221	FC71090221
Entry	Camelot	F51APEN / CAM K4	8	SJ71040251	SJ71070251	SJ71090251
Dummy Pair	Camelot	FC172PEN / CAM	20	FC710402172	FC710702172	FC710902172
● 2-Piece Trim	Camelot	FC59PEN / CAM	1	FC71040259	FC71070259	FC71090259

Trim packs include both left-hand and right-hand levers.



Rivington

Boxpack
Triple option latch

Function	Trim Style	Product Code	Case Qty.	619 Satin Nickel	716 Aged Bronze
Passage / Privacy	Grandville	FC21RVT / GDV	8	FC69041621	FC69091621
Entry	Grandville	F51ARVT / GDV K4	8	SJ69041651	SJ69091651
Dummy Pair	Grandville	FC172RVT / GDV	20	FC690416172	FC690916172
● 3/4 Trim	Grandville	FCT59RVT / GDV	1	FC69042059	FC69092059
● 2-Piece Trim	Grandville	FC59RVT / GDV	1	FC69041659	FC69091659

Traditional Levers & Knobs

Schlage Custom™

DOOR HARDWARE



Whitney w/ Alden



Whitney w/ Camelot

Whitney

Boxpack

Triple option latch

Function	Trim Style	Product Code	Case Qty.	530 Black Stainless	619 Satin Nickel	622 Matte Black	716 Aged Bronze
● 3/4 Trim	Addison	FCT59WIT / ADD	8	☒	FC68042059	FC68072059	FC68092059
Passage / Privacy	Alden	FC21WIT / ALD	8	☒	FC6804521	FC6807521	FC6809521
Entry	Alden	F51AWIT / ALD K4	8	☒	SJ6804551	SJ6807551	SJ6809551
Dummy Pair	Alden	FC172WIT / ALD	20	☒	FC68045172	FC68075172	FC68095172
● 2-Piece Trim	Alden	FC59WIT / ALD	1	☒	FC68040559	FC68070559	FC68090559
Passage / Privacy	Camelot	FC21WIT / CAM	8	FC68530221	FC6804221	FC6807221	FC6809221
Entry	Camelot	F51AWIT / CAM K4	8	SJ68530851	SJ6804251	SJ6807251	SJ6809251
Dummy Pair	Camelot	FC172WIT / CAM	20	FC685308172	FC68042172	FC68072172	FC68092172
● 3/4 Trim	Camelot	FCT59WIT / CAM	8	FC68532159	FC68042159	FC68072159	FC68092159
● 2-Piece Trim	Camelot	FC59WIT / CAM	1	FC68530259	FC68040259	FC68070259	FC68090259

Trim packs include both left-hand and right-hand levers.



Alexandria w/ Alden



Alexandria w/ Camelot

Alexandria

Boxpack

Triple option latch

Function	Trim Style	Product Code	Case Qty.	619 Satin Nickel	622 Matte Black	716 Aged Bronze
Passage / Privacy	Alden	FC21ALX / ALD	8	FC3504521	FC3507521	FC3509521
Dummy Pair	Alden	FC172ALX / ALD	20	FC35045172	FC35075172	FC35095172
● 2-Piece Trim	Alden	FC59ALX / ALD	1	FC35040559	FC35070559	FC35090559
Passage / Privacy	Camelot	FC21ALX / CAM	8	FC3504221	FC3507221	FC3509221
Dummy Pair	Camelot	FC172ALX / CAM	20	FC35042172	FC35072172	FC35092172
● 3/4 Trim	Camelot	FCT59ALX / CAM	1	FC35042159	FC35072159	FC35092159
● 2-Piece Trim	Camelot	FC59ALX / CAM	1	FC35040259	FC35070259	FC35090259

Traditional Levers & Knobs

Schlage Custom™

DOOR HARDWARE



Andover

Boxpack
Triple option latch

Andover w/ Addison

Andover w/ Alden

Function	Trim Style	Product Code	Case Qty.	619 Satin Nickel	716 Aged Bronze
● 3/4 Trim	Addison	FCT59AND / ADD	1	FC40042059	FC40092059
● 2-Piece Trim	Alden	FC59AND / ALD	1	FC40040559	FC40090559



Georgian

Boxpack
Triple option latch

Georgian w/ Camelot

Function	Trim Style	Product Code	Case Qty.	619 Satin Nickel	622 Matte Black	716 Aged Bronze
Passage / Privacy	Camelot	FC21GEO / CAM	8	FC31040221	FC31070221	FC31090221
Entry	Camelot	F51AGEO / CAM K4	8	SJ3104251	SJ31070251	SJ3109251
Dummy Pair	Camelot	FC172GEO / CAM	20	FC310402172	FC310702172	FC310902172
● 2-Piece Trim	Camelot	FC59GEO / CAM	1	FC31040259	FC31070259	FC31090259



Offerman

Boxpack
Triple option latch

Offerman w/ Addison

Offerman w/ Alden

Offerman w/ Grandville

Function	Trim Style	Product Code	Case Qty.	619 Satin Nickel	716 Aged Bronze
● 3/4 Trim	Addison	FCT59OFM / ADD	8	FC42042059	FC42092059
Passage / Privacy	Alden	FC21OFM / ALD	8	FC42040521	FC42090521
Entry	Alden	F51AOFM / ALD K4	8	SJ42040551	SJ42090551
Dummy Pair	Alden	FC172OFM / ALD	20	FC420405172	FC420905172
● 2-Piece Trim	Alden	FC59OFM / ALD	8	FC42040559	FC42090559
Passage / Privacy	Grandville	FC21OFM / GDV	8	FC42041621	FC42091621
Entry	Grandville	F51AOFM / GDV K4	8	SJ42041651	SJ42091651
Dummy Pair	Grandville	FC172OFM / GDV	20	FC420416172	FC420916172
● 2-Piece Trim	Grandville	FC59OFM / GDV	8	FC42041659	FC42091659

F-Series Handlesets



Century Greenwich Addison

Schlage Handleset Quick Reference Guide

Interior trim packs are listed with the locks. Look for these colors when searching for the different Schlage interior trim packs.

- F59 – Fits F58 Series Handlesets (single cylinder)
- F94 – Fits F92 Series Handlesets (dummy)

Century

Boxpack (Less interior pack)

Function	Product Code	Case Qty.	608 Satin Brass	618 Polished Nickel	619 Satin Nickel	622 Matte Black	625 Polished Chrome	626 Satin Chrome	716 Aged Bronze
● Active Handleset	F58CEN	4	SJ1319058	SJ1318058	SJ1304058	SJ1307058	SJ1308058	SJ1306058	SJ1309058
● Dummy Handleset	F92CEN	4	–	✱	SJ1304092	SJ1307092	✱	✱	✱
Bottom Handleset	FE285CEN / LAT	1	✱	–	SJ89240	SJ89244	SJ89241	SJ89242	SJ89243
Bottom Handleset	FE285CEN / LAT / CEN	1	✱	–	✱	✱	SJ89245	✱	✱
Bottom Handleset	FE285CEN / BRW	4	–	–	✱	SJ89251	SJ89250	✱	✱
Bottom Handleset	FE285CEN / BRW / COL	4	–	–	✱	SJ89249	SJ89248	–	✱

Retail Pack (Includes knob or lever)

Function	Product Code	Case Qty.	619 Satin Nickel
Century w/ Latitude	F60GCEN / LAT	4	SJ1304556

Greenwich

Boxpack (Less interior pack)

Function	Product Code	Case Qty.	618 Polished Nickel	619 Satin Nickel	622 Matte Black	625 Polished Chrome	626 Satin Chrome	716 Aged Bronze
● Active Handleset	F58GRW	4	SJ1718058	SJ1704058	SJ1707058	SJ1708058	SJ1706058	SJ1709058

Addison

Boxpack (Less interior pack)

Function	Product Code	Case Qty.	609 Antique Brass	619 Satin Nickel	620 Antique Pewter	621 Distressed Nickel	622 Matte Black	625 Polished Chrome	716 Aged Bronze
● Active Handleset	F58ADD	4	SJ1002058	SJ1004058	SJ1005058	SJ1030058	SJ1007058	SJ1008058	SJ1009058
● Dummy Handleset	F92ADD	4	✱	SJ1004092	✱	✱	SJ1007092	✱	SJ1009092

Retail Pack (Includes knob or lever)

Function	Product Code	Case Qty.	619 Satin Nickel	716 Aged Bronze
Addison w/ Accent	F60GADD / ACC	4	SJ1004550	✱
Addison w/ Georgian	F60GADD / GEO	4	✱	SJ1009531

F-Series Handlesets



Brookshire

Camelot

Brookshire

Boxpack (Less interior pack)

Function	Product Code	Case Qty.	505 Lifetime Brass	609 Antique Brass	619 Satin Nickel	622 Matte Black	716 Aged Bronze
● Active Handleset	F58BRK	4	SJ1600058	SJ1602058	SJ1604058	SJ1607058	SJ1609058

Camelot

Boxpack (Less interior pack)

Function	Product Code	Case Qty.	505 Lifetime Brass	608 Satin Brass	609 Antique Brass	619 Satin Nickel
● Active Handleset	F58CAM	4	SJ1200058	SJ1219058	SJ1202058	SJ1204058
● Dummy Handleset	F92CAM	4	✳	-	✳	SJ1204092
Bottom Handleset	FE285CAM / ACC LH	1	✳	✳	✳	SJ89201
Bottom Handleset	FE285CAM / ACC RH	1	✳	✳	✳	SJ89211
Bottom Handleset	FE285CAM / MER LH	1	-	-	-	✳
Bottom Handleset	FE285CAM / MER RH	1	-	-	-	✳
Bottom Handleset	FE285CAM / GEO	1	✳	✳	✳	SJ89192

Function	Product Code	Case Qty.	620 Antique Pewter	622 Matte Black	625 Polished Chrome	716 Aged Bronze
● Active Handleset	F58CAM	4	SJ1205058	SJ1207058	SJ1208058	SJ1209058
● Dummy Handleset	F92CAM	4	✳	SJ1207092	✳	SJ1209092
Bottom Handleset	FE285CAM / ACC LH	1	✳	SJ89205	✳	SJ89203
Bottom Handleset	FE285CAM / ACC RH	1	✳	SJ89215	✳	SJ89213
Bottom Handleset	FE285CAM / MER LH	1	-	✳	✳	SJ89246
Bottom Handleset	FE285CAM / MER RH	1	-	✳	✳	SJ89247
Bottom Handleset	FE285CAM / GEO	1	✳	SJ89194	✳	SJ89193

Retail Park (Includes knob or lever)

Function	Product Code	Case Qty.	619 Satin Nickel	716 Aged Bronze
Camelot w/ Accent	F60GCAM / ACC	4	SJ1204550	SJ1209550
Camelot w/ Georgian	F60GCAM / GEO	4	SJ1204531	SJ1209531

Schlage Handleset Quick Reference Guide

Interior trim packs are listed with the locks. Look for these colors when searching for the different Schlage interior trim packs.

- F59 – Fits F58 Series Handlesets (single cylinder)
- F94 – Fits F92 Series Handlesets (dummy)

F-Series Handlesets



Plymouth

Wakefield

Schlage Handleset Quick Reference Guide

Interior trim packs are listed with the locks. Look for these colors when searching for the different Schlage interior trim packs.

- F59 – Fits F58 Series Handlesets (single cylinder)
- F94 – Fits F92 Series Handlesets (dummy)

Plymouth

Boxpack (Less interior pack)

Function	Product Code	Case Qty.	505 Life-time Brass	609 Antique Brass	619 Satin Nickel	620 Antique Pewter
● Active Handleset	F58PLY	4	SJ1500058	SJ1502058	SJ1504058	SJ1505058
● Dummy Handleset	F92PLY	4	SJ1500092	✳	SJ1504092	✳
2-Cyl. Handleset	F62PLY / PLY	4	✳	✳	✳	✳
Bottom Handleset	FE285PLY / FLA LH	1	✳	✳	SJ89173	✳
Bottom Handleset	FE285PLY / FLA RH	1	✳	✳	SJ89183	✳

Function	Product Code	Case Qty.	622 Matte Black	625 Polished Chrome	626 Satin Chrome	716 Aged Bronze
● Active Handleset	F58PLY	4	SJ1507058	SJ1508058	SJ1506058	SJ1509058
● Dummy Handleset	F92PLY	4	SJ1507092	✳	✳	SJ1509092
2-Cyl. Handleset	F62PLY / PLY	4	✳	✳	✳	SJ1509062
Bottom Handleset	FE285PLY / FLA LH	1	✳	✳	✳	SJ89175
Bottom Handleset	FE285PLY / FLA RH	1	✳	✳	✳	SJ89185

Retail Pack (Includes knob or lever)

Function	Product Code	Case Qty.	605 Polished Brass	619 Satin Nickel
Plymouth w/ Accent	F60GPLY / ACC	1	✳	SJ1504550
Plymouth w/ Flair	F60GPLY / FLA	4	✳	SJ1504553
Plymouth w/ Georgian	F60GPLY / GEO	4	-	SJ1504531
Plymouth w/ Plymouth	F60GPLY / PLY	4	SJ1501533	SJ1504533

Wakefield

Boxpack (Less interior pack)

Function	Product Code	Case Qty.	618 Polished Nickel	619 Satin Nickel	620 Antique Pewter	622 Matte Black	625 Polished Chrome	716 Aged Bronze
● Active Handleset	F58WKF	4	SJ2518058	SJ2504058	SJ2505058	SJ2507058	SJ2508058	SJ2509058

Contemporary Levers & Knobs



Broadway w/ Collins

Broadway w/ Greenwich

Broadway

Boxpack

Triple option latch (entry, handleset trim)

Dual option latch (passage, privacy)

Function	Trim Style	Product Code	Case Qty.	619 Satin Nickel	622 Matte Black	625 Polished Chrome	626 Satin Chrome	716 Aged Bronze
Passage	-	F10BRW	8	SJ6404010	SJ6407010	SJ6408010	SJ6406010	SJ6409010
Privacy	-	F40BRW	8	SJ6404040	SJ6407040	SJ6408040	SJ6406040	SJ6409040
Entry	-	F51ABRW K4	8	SJ6404051	SJ6407051	SJ6408051	SJ6406051	SJ6409051
Dummy	-	F170BRW	20	SJ6404017	SJ6407017	SJ6408017	SJ6406017	SJ6409017
● Handleset Trim	-	F59BRW	8	SJ6404059	SJ6407059	SJ6408059	SJ6406059	SJ6409059

Function	Trim Style	Product Code	Case Qty.	619 Satin Nickel	622 Matte Black	625 Polished Chrome	626 Satin Chrome	716 Aged Bronze
Passage	Collins	F10BRW / COL	8	✳	SJ6407810	✳	-	✳
Privacy	Collins	F40BRW / COL	8	✳	SJ6407840	✳	-	✳
Entry	Collins	F51ABRW / COL	8	SJ6404851	SJ6407851	SJ6408851	-	SJ6409851
Dummy	Collins	F170BRW / COL	20	✳	SJ6407817	✳	-	✳
● Handleset Trim	Collins	F59BRW / COL	8	✳	SJ6407859	✳	-	✳

Function	Trim Style	Product Code	Case Qty.	619 Satin Nickel	622 Matte Black	625 Polished Chrome	626 Satin Chrome	716 Aged Bronze
Passage	Greenwich	F10BRW / GRW	8	SJ64040710	SJ6407710	SJ6408710	✳	SJ64090710
Privacy	Greenwich	F40BRW / GRW	8	SJ64040740	SJ6407740	SJ6408740	✳	SJ64090740
Entry	Greenwich	F51ABRW / GRW	8	SJ64040751	SJ6407751	SJ6408751	✳	SJ64090751
Dummy	Greenwich	F170BRW / GRW	20	SJ64040717	SJ6407717	SJ6408717	✳	SJ64090717
● Handleset Trim	Greenwich	F59BRW / GRW	8	SJ64040759	SJ6407759	SJ6408759	✳	SJ64090759

Contemporary Levers & Knobs



Latitude

Boxpack

Triple option latch (entry, handleset trim)

Dual option latch (passage, privacy)



Latitude w/ Addison



Latitude w/ Century



Latitude w/ Collins

Function	Trim Style	Product Code	Case Qty.	608 Satin Brass	618 Polished Nickel	619 Satin Nickel	622 Matte Black	625 Polished Chrome	716 Aged Bronze
Passage	-	F10LAT	8	SJ5619010	SJ5618010	SJ5604010	SJ5607010	SJ5608010	SJ5609010
Privacy	-	F40LAT	8	SJ5619040	SJ5618040	SJ5604040	SJ5607040	SJ5608040	SJ5609040
Entry	-	F51ALAT K4	8	SJ56191551	SJ5618051	SJ5604051	SJ5607051	SJ5608051	SJ5609051
Dummy	-	F170LAT	20	SJ5619017	SJ5618017	SJ5604017	SJ5607017	SJ5608017	SJ5609017
● Handleset Trim	-	F59LAT	8	SJ5619059	SJ5618059	SJ5604059	SJ5607059	SJ5608059	SJ5609059
● Handleset Trim	-	F94LAT	20	-	☼	SJ5604894	SJ5607894	-	SJ5609894

Function	Trim Style	Product Code	Case Qty.	608 Satin Brass	618 Polished Nickel	619 Satin Nickel	622 Matte Black	625 Polished Chrome	716 Aged Bronze
Passage	Addison	F10LAT / ADD	8	-	-	SJ56040410	SJ56070410	☼	SJ56090410
Privacy	Addison	F40LAT / ADD	8	-	-	SJ56040440	SJ56070440	☼	SJ56090440
Entry	Addison	F51ALAT / ADD K4	8	-	-	SJ56040451	SJ56070451	☼	SJ56090451
Dummy	Addison	F170LAT / ADD	20	-	-	SJ56040417	SJ56070417	☼	SJ56090417
● Handleset Trim	Addison	F59LAT / ADD	8	-	-	SJ56040459	SJ56070459	☼	SJ56090459

Function	Trim Style	Product Code	Case Qty.	608 Satin Brass	618 Polished Nickel	619 Satin Nickel	622 Matte Black	625 Polished Chrome	716 Aged Bronze
Passage	Century	F10LAT / CEN	8	SJ56190610	☼	SJ5604610	SJ5607610	SJ5608610	SJ5609610
Privacy	Century	F40LAT / CEN	8	SJ56190640	☼	SJ5604640	SJ5607640	SJ5608640	SJ5609640
Entry	Century	F51ALAT / CEN K4	8	SJ5619651	☼	SJ5604651	SJ5607651	SJ5608651	SJ5609651
Dummy	Century	F170LAT / CEN	20	SJ56190617	☼	SJ5604617	SJ5607617	SJ5608617	SJ5609617
● Handleset Trim	Century	F59LAT / CEN	8	SJ56190659	☼	SJ5604659	SJ5607659	SJ5608659	SJ5609659
● Handleset Trim	Century	F94LAT / CEN	20	-	☼	SJ5604694	☼	☼	☼

Function	Trim Style	Product Code	Case Qty.	608 Satin Brass	618 Polished Nickel	619 Satin Nickel	622 Matte Black	625 Polished Chrome	716 Aged Bronze
Passage	Collins	F10LAT / COL	8	SJ56190810	-	SJ5604810	SJ5607810	☼	☼
Privacy	Collins	F40LAT / COL	8	SJ56190840	-	SJ5604840	SJ5607840	☼	☼
Entry	Collins	F51ALAT / COL K4	8	SJ5619851	-	SJ5604851	SJ5607851	SJ5608851	SJ5609851
Dummy	Collins	F170LAT / COL	20	SJ56190817	-	SJ5604817	SJ5607817	☼	☼
● Handleset Trim	Collins	F59LAT / COL	8	SJ56190859	-	SJ5604859	SJ5607859	☼	☼

Function	Trim Style	Product Code	Case Qty.	608 Satin Brass	618 Polished Nickel	619 Satin Nickel	622 Matte Black	625 Polished Chrome	716 Aged Bronze
Passage	Greenwich	F10LAT / GRW	8	-	☼	SJ5604710	SJ5607710	☼	SJ5609710
Privacy	Greenwich	F40LAT / GRW	8	-	☼	SJ5604740	SJ5607740	☼	SJ5609740
Entry	Greenwich	F51ALAT / GRW	8	-	☼	SJ5604751	SJ5607751	☼	SJ5609751
Dummy	Greenwich	F170LAT / GRW	20	-	☼	SJ5604717	SJ5607717	☼	SJ5609717
● Handleset Trim	Greenwich	F59LAT / GRW	8	-	☼	SJ5604759	SJ5607759	☼	SJ5609759

Contemporary Levers & Knobs



Latitude

Retail Pack

Dual option latch w/ round corner strike

Function	Trim Style	Product Code	Case Qty.	619 Satin Nickel	622 Matte Black
Passage	-	F10VLAT	8	SJ5604110	-
Privacy	-	F40VLAT	8	SJ5604140	-
Entry	-	F51AVLAT K4	8	SJ5604151	-
Combo Pack	-	FB50VLAT K4	20	SJ5604150	SJ5607150

Function	Trim Style	Product Code	Case Qty.	619 Satin Nickel	622 Matte Black
Passage	Collins	F10GLATCOL	8	SJ56041810	SJ56071810
Privacy	Collins	F40GLATCOL	8	SJ56041840	SJ56071840
Entry	Collins	F51AVLAT K4	8	SJ56041851	SJ56071851



Manhattan

Boxpack

Triple option latch (entry, handleset trim)

Dual option latch (passage, privacy)

Manhattan w/ Century

Function	Trim Style	Product Code	Case Qty.	619 Satin Nickel	625 Polished Chrome	626 Satin Chrome
Passage	-	F10MNH	8	SJ59440	SJ5508010	SJ5506010
Privacy	-	F40MNH	8	SJ59442	SJ5508040	SJ5506040
Entry	-	F51AMNH K4	8	SJ5504051	SJ5508051	SJ5506051
Dummy LH	-	F170MNH LH	20	SJ59446	SJ5508017	SJ5506017
Dummy RH	-	F170MNH RH	20	SJ59448	SJ5508018	SJ5506018
● Handleset Trim LH	-	F59MNH LH	8	SJ5504059	SJ5508059	SJ5506059
● Handleset Trim RH	-	F59MNH RH	8	SJ5504060	SJ5508060	SJ5506060

Function	Trim Style	Product Code	Case Qty.	619 Satin Nickel	625 Polished Chrome	626 Satin Chrome
Passage	Century	F10MNH / CEN	8	SJ5504610	☼	☼
Privacy	Century	F40MNH/ CEN	8	SJ5504640	☼	☼
Entry	Century	F51AMNH / CEN K4	8	SJ5504651	☼	☼
Dummy	Century	F170MNH / CEN LH	20	SJ5504617	☼	☼
Dummy RH	Century	F170MNH / CEN RH	20	SJ5504618	☼	☼
● Handleset Trim LH	Century	F59MNH / CEN LH	8	SJ5504659	☼	☼
● Handleset Trim RH	Century	F59MNH / CEN RH	8	SJ5504660	☼	☼

Contemporary Levers & Knobs



Merano w/ Addison

Merano w/ Century

Merano w/ Greenwich

Merano

Boxpack

Triple option latch (entry, handleset trim)

Dual option latch (passage, privacy)

Function	Trim Style	Product Code	Case Qty.	619 Satin Nickel	622 Matte Black	625 Polished Chrome	626 Satin Chrome	716 Aged Bronze
Passage	-	F10MER	8	SJ6204010	SJ6207010	SJ6208010	SJ6206010	SJ6209010
Privacy	-	F40MER	8	SJ6204040	SJ6207040	SJ6208040	SJ6206040	SJ6209040
Entry	-	F51AMER K4	8	SJ6204051	SJ6207051	SJ6208051	SJ6206051	SJ6209051
Dummy LH	-	F170MER LH	20	SJ6204017	SJ6207017	SJ6208017	SJ6206017	SJ6209017
Dummy RH	-	F170MER RH	20	SJ6204018	SJ6207018	SJ6208018	SJ6206018	SJ6209018
● Handleset Trim LH	-	F59MER LH	8	SJ6204059	SJ6207059	SJ6208059	SJ6206059	SJ6209059
● Handleset Trim RH	-	F59MER RH	8	SJ6204060	SJ6207060	SJ6208060	SJ6206060	SJ6209060

Function	Trim Style	Product Code	Case Qty.	619 Satin Nickel	622 Matte Black	625 Polished Chrome	626 Satin Chrome	716 Aged Bronze
Passage	Addison	F10MER / ADD	8	SJ6204410	SJ62070410	☼	☼	SJ6209410
Privacy	Addison	F40MER / ADD	8	SJ6204440	SJ62070440	☼	☼	SJ6209440
Entry	Addison	F51AMER / ADD K4	8	SJ6204451	SJ62070451	☼	☼	SJ6209451
Dummy LH	Addison	F170MER / ADD LH	20	SJ6204417	SJ62070417	☼	☼	SJ6209417
Dummy RH	Addison	F170MER / ADD RH	20	SJ6204418	SJ62070418	☼	☼	SJ6209418
● Handleset Trim LH	Addison	F59MER / ADD LH	8	SJ6204459	SJ62070459	☼	☼	SJ6209459
● Handleset Trim RH	Addison	F59MER / ADD RH	8	SJ6204460	SJ62070460	☼	☼	SJ6209460

Function	Trim Style	Product Code	Case Qty.	619 Satin Nickel	622 Matte Black	625 Polished Chrome	626 Satin Chrome	716 Aged Bronze
Passage	Century	F10MER / CEN	8	SJ6204610	SJ62070610	☼	☼	SJ6209610
Privacy	Century	F40MER/ CEN	8	SJ6204640	SJ62070640	☼	☼	SJ6209640
Entry	Century	F51AMER / CEN K4	8	SJ6204651	SJ62070651	☼	☼	SJ6209651
Dummy	Century	F170MER / CEN LH	20	SJ6204617	SJ62070617	☼	☼	SJ6209617
Dummy RH	Century	F170MER / CEN RH	20	SJ6204618	SJ62070618	☼	☼	SJ6209618
● Handleset Trim LH	Century	F59MER / CEN LH	8	SJ6204659	SJ62070659	☼	☼	SJ6209659
● Handleset Trim RH	Century	F59MER / CEN RH	8	SJ6204660	SJ62070660	☼	☼	SJ6209660

Function	Trim Style	Product Code	Case Qty.	619 Satin Nickel	622 Matte Black	625 Polished Chrome	626 Satin Chrome	716 Aged Bronze
Passage	Greenwich	F10MER / GRW	8	☼	SJ62070710	☼	☼	☼
Privacy	Greenwich	F40MER / GRW	8	☼	SJ62070740	☼	☼	☼
Entry	Greenwich	F51AMER / GRW K4	8	☼	SJ62070751	☼	☼	☼
Dummy LH	Greenwich	F170MER / GRW LH	20	☼	SJ62070717	☼	☼	☼
Dummy RH	Greenwich	F170MER / GRW RH	20	☼	SJ62070718	☼	☼	☼
● Handleset Trim LH	Greenwich	F59MER / GRW LH	8	☼	SJ62070759	☼	☼	☼
● Handleset Trim RH	Greenwich	F59MER / GRW RH	8	☼	SJ62070760	☼	☼	☼

Contemporary Levers & Knobs



Bowery w/ Addison



Bowery w/ Century



Bowery w/ Greyson



Bowery w/ Collins

Bowery Boxpack

Triple option latch (entry, handleset trim)

Dual option latch (passage, privacy)

Function	Product Code	Case Qty.	608 Satin Brass	618 Polished Nickel	619 Satin Nickel	622 Matte Black	625 Polished Chrome	626 Satin Chrome	716 Aged Bronze
Passage	F10BWE	8	SJ41190010	SJ4118010	SJ4104010	SJ4107010	SJ4108010	SJ4106010	SJ4109010
Privacy	F40BWE	8	SJ41190040	SJ4118040	SJ4104040	SJ4107040	SJ4108040	SJ4106040	SJ4109040
Entry	F51ABWE K4	8	SJ41190051	SJ4118051	SJ4104051	SJ4107051	SJ4108051	SJ4106051	SJ4109051
Dummy	F170BWE	20	SJ41190017	SJ4118017	SJ4104017	SJ4107017	SJ4108017	SJ4106017	SJ4109017
● Handleset Trim	F59BWE	8	SJ41190059	SJ4118059	SJ4104059	SJ4107059	SJ4108059	SJ4106059	SJ4109059

Function	Trim Style	Product Code	Case Qty.	618 Polished Nickel	619 Satin Nickel	622 Matte Black	625 Polished Chrome	626 Satin Chrome	716 Aged Bronze
Passage	Addison	F10BWE / ADD	8	-	☼	SJ41070410	☼	☼	SJ41090410
Privacy	Addison	F40BWE / ADD	8	-	☼	SJ41070440	☼	☼	SJ41090440
Entry	Addison	F51ABWE / ADD K4	8	-	☼	SJ41070451	☼	☼	SJ41090451
Dummy	Addison	F170BWE / ADD	20	-	☼	SJ41070417	☼	☼	SJ41090417
● Handleset Trim	Addison	F59BWE / ADD	8	-	☼	SJ41070459	☼	☼	SJ41090459

Function	Trim Style	Product Code	Case Qty.	608 Satin Brass	619 Satin Nickel	622 Matte Black	625 Polished Chrome	626 Satin Chrome	716 Aged Bronze
Passage	Century	F10BWE / CEN	8	SJ41190610	☼	☼	☼	☼	☼
Privacy	Century	F40BWE / CEN	8	SJ41190640	☼	☼	☼	☼	☼
Entry	Century	F51ABWE / CEN K4	8	SJ41190651	☼	☼	☼	☼	☼
Dummy	Century	F170BWE / CEN	20	SJ41190617	☼	☼	☼	☼	☼
● Handleset Trim	Century	F59BWE / CEN	8	SJ41190659	☼	☼	☼	☼	☼

Function	Trim Style	Product Code	Case Qty.	608 Satin Brass	618 Polished Nickel	619 Satin Nickel	622 Matte Black	625 Polished Chrome	716 Aged Bronze
Passage	Collins	F10BWE / COL	8	SJ41190810	-	SJ4104810	SJ4107810	☼	☼
Privacy	Collins	F40BWE / COL	8	SJ41190840	-	SJ4104840	SJ4107840	☼	☼
Entry	Collins	F51ABWE / COL K4	8	SJ41190851	SJ4118851	SJ4104851	SJ4107851	☼	SJ4109851
Dummy	Collins	F170BWE / COL	20	SJ41190817	-	SJ4104817	SJ4107817	☼	☼
● Handleset Trim	Collins	F59BWE / COL	8	SJ41190859	-	SJ4104859	SJ4107859	☼	☼

Function	Trim Style	Product Code	Case Qty.	618 Polished Nickel	619 Satin Nickel	622 Matte Black	625 Polished Chrome	626 Satin Chrome	716 Aged Bronze
Passage	Greyson	F10BWE / GSN	8	☼	SJ41041010	SJ41071010	SJ41081010	☼	SJ41091010
Privacy	Greyson	F40BWE / GSN	8	☼	SJ41041040	SJ41071040	SJ41081040	☼	SJ41091040
Entry	Greyson	F51ABWE / GSN K4	8	☼	SJ41041051	SJ41071051	SJ41081051	☼	SJ41091051
Dummy	Greyson	F170BWE / GSN	20	☼	SJ41041017	SJ41071017	SJ41081017	☼	SJ41091017
● Handleset Trim	Greyson	F59BWE / GSN	8	☼	SJ41041059	SJ41071059	SJ41081059	☼	SJ41091059

Traditional Levers & Knobs



Accent

Boxpack

Triple option latch (entry, handleset trim)

Dual option latch (passage, privacy)

Function	Product Code	Case Qty.	505 Lifetime Brass	605 Polished Brass	608 Satin Brass	609 Antique Brass	618 Polished Nickel	619 Satin Nickel
Passage	F10ACC	8	☼	SJ080101	SJ5019010	SJ082101	SJ5018010	SJ084791
Privacy	F40ACC	8	-	SJ080301	SJ5019040	SJ082301	SJ5018040	SJ084891
Entry	F51AACC K4	8	SJ5000051	SJ5001051	SJ5019051	SJ5002051	SJ5018051	SJ5004051
Dummy LH	F170ACC LH	20	-	SJ08080	SJ5019017	SJ08280	SJ5018017	SJ08509
Dummy RH	F170ACC RH	20	-	SJ08081	SJ5019018	SJ08281	SJ5018018	SJ08508
● Handleset Trim LH	F59ACC LH	8	-	SJ5001059	SJ5019059	SJ5002059	SJ5018059	SJ5004059
● Handleset Trim RH	F59ACC RH	8	-	SJ5001060	SJ5019060	SJ5002060	SJ5018060	SJ5004060
● Handleset Trim LH	F94ACC LH	20	-	☼	-	☼	☼	SJ5004094
● Handleset Trim RH	F94ACC RH	20	-	☼	-	☼	☼	SJ5004095

Function	Product Code	Case Qty.	620 Antique Pewter	621 Distressed Nickel	622 Matte Black	625 Polished Chrome	626 Satin Chrome	716 Aged Bronze
Passage	F10ACC	8	SJ082911	SJ5030010	SJ08530	SJ5008010	SJ5006010	SJ08510
Privacy	F40ACC	8	SJ083011	SJ5030040	SJ08532	SJ5008040	SJ5006040	SJ08511
Entry	F51AACC K4	8	SJ5005051	SJ5030051	SJ5007051	SJ5008051	SJ5006051	SJ5009051
Dummy LH	F170ACC LH	20	SJ08330	SJ5030017	SJ08536	SJ5008017	SJ5006017	SJ08513
Dummy RH	F170ACC RH	20	SJ08331	SJ5030018	SJ08538	SJ5008018	SJ5006018	SJ08514
● Handleset Trim LH	F59ACC LH	8	SJ5005059	SJ5030059	SJ5007059	SJ5008059	SJ5006059	SJ5009059
● Handleset Trim RH	F59ACC RH	8	SJ5005060	SJ5030060	SJ5007060	SJ5008060	SJ5006060	SJ5009060
● Handleset Trim LH	F94ACC LH	20	☼	☼	SJ5007094	☼	☼	SJ5009094
● Handleset Trim RH	F94ACC RH	20	☼	☼	SJ5007095	☼	☼	SJ5009095

Retail Pack

Dual option latch w/ round corner strike

Function	Product Code	Case Qty.	605 Polished Brass	619 Satin Nickel	716 Aged Bronze
Passage	F10VACC	4	SJ5001510	SJ5004510	SJ5009510
Privacy	F40VACC	4	SJ5001540	SJ5004540	SJ5009540
Entry	F51AVACC K4	4	-	SJ5004551	SJ5009551
Combo Pack	FB50VACC K4	4	SJ5001550	SJ5004550	SJ5009550
Dummy LH	F170VACC LH	4	☼	SJ5004517	SJ5009517
Dummy RH	F170VACC RH	4	☼	SJ5004518	SJ5009518

continued on the next page...

Traditional Levers & Knobs

Accent

Boxpack

Triple option latch (entry, handleset trim)


Dual option latch (passage, privacy)



Accent w/ Addison



Accent w/ Camelot



Accent w/ Greenwich

Function	Trim Style	Product Code	Case Qty.	619 Satin Nickel	621 Distressed Nickel	622 Matte Black	716 Aged Bronze
Passage	Addison	F10ACC / ADD	8	SJ5004410	SJ5030410	SJ5007410	SJ5009410
Privacy	Addison	F40ACC / ADD	8	SJ5004440	SJ5030440	SJ5007440	SJ5009440
Entry	Addison	F51AACC / ADD K4	8	SJ5004451	SJ5030451	SJ5007451	SJ5009451
Dummy LH	Addison	F170ACC / ADD LH	20	SJ5004417	SJ5030417	SJ5007417	SJ5009417
Dummy RH	Addison	F170ACC / ADD RH	20	SJ5004418	SJ5030418	SJ5007418	SJ5009418
● Handleset Trim LH	Addison	F59ACC / ADD LH	8	SJ5004459	SJ5030459	SJ5007459	SJ5009459
● Handleset Trim RH	Addison	F59ACC / ADD RH	8	SJ5004460	SJ5030460	SJ5007460	SJ5009460
● Handleset Trim LH	Addison	F94ACC / ADD LH	20	SJ5004494	✳	SJ5007494	SJ5009494
● Handleset Trim RH	Addison	F94ACC / ADD RH	20	SJ5004495	✳	SJ5007495	SJ5009495

Function	Trim Style	Product Code	Case Qty.	619 Satin Nickel	622 Matte Black	716 Aged Bronze
Passage	Camelot	F10ACC / CAM	8	SJ5004210	SJ5007210	SJ5009210
Privacy	Camelot	F40ACC / CAM	8	SJ5004240	SJ5007240	SJ5009240
Entry	Camelot	F51AACC / CAM K4	8	SJ5004251	SJ5007251	SJ5009251
Dummy LH	Camelot	F170ACC / CAM LH	20	SJ5004217	SJ5007217	SJ5009217
Dummy RH	Camelot	F170ACC / CAM RH	20	SJ5004218	SJ5007218	SJ5009218
● Handleset Trim LH	Camelot	F59ACC / CAM LH	8	SJ5004259	SJ5007259	SJ5009259
● Handleset Trim RH	Camelot	F59ACC / CAM RH	8	SJ5004260	SJ5007260	SJ5009260

Function	Trim Style	Product Code	Case Qty.	619 Satin Nickel	622 Matte Black
Passage	Greenwich	F10ACC / GRW	8	SJ50040710	SJ50070710
Privacy	Greenwich	F40ACC / GRW	8	SJ50040740	SJ50070740
Entry	Greenwich	F51AACC / GRW K4	8	SJ50040751	SJ50070751
Dummy LH	Greenwich	F170ACC / GRW LH	20	SJ50040717	SJ50070717
Dummy RH	Greenwich	F170ACC / GRW RH	20	SJ50040718	SJ50070718
● Handleset Trim LH	Greenwich	F59ACC / GRW LH	8	SJ50040759	✳
● Handleset Trim RH	Greenwich	F59ACC / GRW RH	8	SJ50040760	✳

Traditional Levers & Knobs

Avila

Boxpack

Triple option latch (entry, handleset trim)

Dual option latch (passage, privacy)



Avila w/ Addison

Function	Trim Style	Product Code	Case Qty.	605 Polished Brass	609 Antique Brass	619 Satin Nickel	625 Polished Chrome	626 Satin Chrome	716 Aged Bronze
Passage	-	F10VLA	8	SJ5701010	SJ5702010	SJ5704010	SJ5708010	SJ5706010	SJ5709010
Privacy	-	F40VLA	8	SJ5701040	SJ5702040	SJ5704040	SJ5708040	SJ5706040	SJ5709040
Entry	-	F51AVLA K4	8	SJ5700051	SJ5702051	SJ5704051	SJ5708051	SJ5706051	SJ5709051
Dummy	-	F170VLA	20	SJ5701017	SJ5702017	SJ5704017	SJ5708017	SJ5706017	SJ5709017
● Handleset Trim	-	F59VLA	8	SJ5701059	SJ5702059	SJ5704059	SJ5708059	SJ5706059	SJ5709059

Function	Trim Style	Product Code	Case Qty.	605 Polished Brass	609 Antique Brass	619 Satin Nickel	625 Polished Chrome	626 Satin Chrome	716 Aged Bronze
Passage	Addison	F10VLA / ADD	8	✳	✳	SJ5704410	✳	✳	SJ5709410
Privacy	Addison	F40VLA/ ADD	8	✳	✳	SJ5704440	✳	✳	SJ5709440
Entry	Addison	F51AVLA / ADD K4	8	✳	✳	SJ5704451	✳	✳	SJ5709451
Dummy	Addison	F170VLA / ADD	20	✳	✳	SJ5704417	✳	✳	SJ5709417
● Handleset Trim	Addison	F59VLA / ADD	8	✳	✳	SJ5704459	✳	✳	SJ5709459

Birmingham

Boxpack

Triple option latch (entry, handleset trim)

Dual option latch (passage, privacy)



Birmingham w/ Addison

Function	Trim Style	Product Code	Case Qty.	619 Satin Nickel	625 Polished Chrome	716 Aged Bronze
Passage	-	F10BIR	8	SJ5804010	SJ5808010	SJ5809010
Privacy	-	F40BIR	8	SJ5804040	SJ5808040	SJ5809040
Entry	-	F51ABIR K4	8	SJ5804051	SJ5808051	SJ5809051
Dummy	-	F170BIR	20	SJ5804017	SJ5808017	SJ5809017
● Handleset Trim	-	F59BIR	8	SJ5804059	SJ5808059	SJ5809059

Function	Trim Style	Product Code	Case Qty.	619 Satin Nickel	625 Polished Chrome	716 Aged Bronze
Passage	Addison	F10BIR / ADD	8	SJ5804410	✳	SJ5809410
Privacy	Addison	F40BIR/ ADD	8	SJ5804440	✳	SJ5809440
Entry	Addison	F51ABIR / ADD K4	8	SJ5804451	✳	SJ5809451
Dummy	Addison	F170BIR / ADD	20	SJ5804417	✳	SJ5809417
● Handleset Trim	Addison	F59BIR / ADD	8	SJ5804459	✳	SJ5809459

Traditional Levers & Knobs

Avanti

Boxpack

Triple option latch (entry, handleset trim)

Dual option latch (passage, privacy)



Function	Product Code	Case Qty.	609 An-tique Brass	619 Satin Nickel	716 Aged Bronze
Passage	F10AVA	8	SJ07611	SJ07643	SJ07659
Privacy	F40AVA	8	SJ07614	SJ07644	SJ07661
Entry	F51AAVA K4	8	SJ5102051	SJ5104051	SJ5109051
Dummy LH	F170AVA LH	20	SJ07619	SJ07648	SJ07663
Dummy RH	F170AVA RH	20	SJ07618	SJ07647	SJ07664
● Handleset Trim LH	F59AVA LH	8	SJ5102059	SJ5104059	SJ5109059
● Handleset Trim LH	F59AVA RH	8	SJ5102060	SJ5104060	SJ5109060

Champagne

Boxpack

Triple option latch (entry, handleset trim)

Dual option latch (passage, privacy)



Function	Product Code	Case Qty.	619 Satin Nickel	716 Aged Bronze
Passage	F10CHP	8	SJ6104010	SJ6109010
Privacy	F40CHP	8	SJ6104040	SJ6109040
Entry	F51ACHP K4	8	SJ6104051	SJ6109051
Dummy LH	F170CHP LH	20	SJ6104017	SJ6109017
Dummy RH	F170CHP RH	20	SJ6104018	SJ6109018
● Handleset Trim	F59CHP LH	8	SJ6104059	SJ6109059
● Handleset Trim	F59CHP RH	8	SJ6104060	SJ6109060

Elan

Boxpack

Triple option latch (entry, handleset trim)

Dual option latch (passage, privacy)



Function	Product Code	Case Qty.	605 Pol-ished Brass	609 An-tique Brass	619 Satin Nickel	622 Matte Black	625 Polished Chrome	626 Satin Chrome	716 Aged Bronze
Passage	F10ELA	8	SJ5201010	SJ5202010	SJ5204010	SJ5207010	SJ5208010	SJ03260	SJ5209010
Privacy	F40ELA	8	SJ5201040	SJ5202040	SJ5204040	SJ5207040	SJ5208040	SJ03270	SJ5209040
Entry	F51AELA K4	8	SJ5200051	SJ5202051	SJ5204051	SJ5207051	SJ5208051	SJ5206051	SJ5209051
Dummy	F170ELA	20	SJ5201017	SJ5202017	SJ5204017	SJ5207017	SJ5208017	SJ03290	SJ5209017
● Handleset Trim	F59ELA	8	SJ5201059	SJ5202059	SJ5204059	SJ5207059	SJ5208059	SJ5206059	SJ5209059

Traditional Levers & Knobs



Flair w/ Camelot

Flair w/ Wakefield

Flair

Boxpack

Triple option latch (entry, handleset trim)

Dual option latch w/ round corner full lip strike (passage, privacy)

Function	Product Code	Case Qty.	605 Polished Brass	608 Satin Brass	609 Antique Brass	619 Satin Nickel	620 Antique Pewter	625 Polished Chrome	626 Satin Chrome	716 Aged Bronze
Passage	F10FLA	8	SJ05351	SJ5319010	SJ06351	SJ066711	SJ067111	SJ5308010	SJ065911	SJ06650
Privacy	F40FLA	8	SJ05451	SJ5319040	SJ06451	SJ066761	SJ067161	SJ5308040	SJ065961	SJ06651
Entry	F51AFLA K4	8	SJ5300051	SJ5319051	SJ5302051	SJ5304051	SJ5305051	SJ5308051	SJ5306051	SJ5309051
Dummy LH	F170FLA LH	20	SJ0550	SJ5319017	SJ06553	SJ06685	SJ06725	SJ5308017	SJ06606	SJ06653
Dummy RH	F170FLA RH	20	SJ0555	SJ5319018	SJ06552	SJ06686	SJ06726	SJ5308018	SJ06607	SJ06654
● Handleset Trim LH	F59FLA LH	8	SJ5301059	SJ5319059	SJ5302059	SJ5304059	SJ5305059	SJ5308059	SJ5306059	SJ5309059
● Handleset Trim RH	F59FLA RH	8	SJ5301060	SJ5319060	SJ5302060	SJ5304060	SJ5305060	SJ5308060	SJ5306060	SJ5309060
● Handleset Trim LH	F94FLA LH	20	✱	-	✱	✱	✱	✱	✱	SJ5309094
● Handleset Trim RH	F94FLA RH	20	✱	-	✱	✱	✱	✱	✱	SJ5309095

Function	Trim Style	Product Code	Case Qty.	619 Satin Nickel	716 Aged Bronze
Passage	Camelot	F10FLA / CAM	8	SJ5304210	SJ5309210
Privacy	Camelot	F40FLA / CAM	8	SJ5304240	SJ5309240
Entry	Camelot	F51AFLA / CAM K4	8	SJ5304251	SJ5309251
Dummy LH	Camelot	F170FLA / CAM LH	20	SJ5304217	SJ5309217
Dummy RH	Camelot	F170FLA / CAM RH	20	SJ5304218	SJ5309218
● Handleset Trim LH	Camelot	F59FLA / CAM LH	8	SJ5304259	SJ5309259
● Handleset Trim RH	Camelot	F59FLA / CAM RH	8	SJ5304260	SJ5309260

Function	Trim Style	Product Code	Case Qty.	619 Satin Nickel	716 Aged Bronze
Passage	Wakefield	F10FLA / WKF	8	SJ5304310	SJ5309310
Privacy	Wakefield	F40FLA / WKF	8	SJ5304340	SJ5309340
Entry	Wakefield	F51AFLA / WKF K4	8	SJ5304351	SJ5309351
Dummy LH	Wakefield	F170FLA / WKF LH	20	SJ5304317	SJ5309317
Dummy RH	Wakefield	F170FLA / WKF RH	20	SJ5304318	SJ5309318
● Handleset Trim LH	Wakefield	F59FLA / WKF LH	8	SJ5304359	SJ5309359
● Handleset Trim RH	Wakefield	F59FLA / WKF RH	8	SJ5304360	SJ5309360

Retail Pack

Dual option latch w/ round corner strike

Function	Product Code	Case Qty.	605 Polished Brass	609 Antique Brass	619 Satin Nickel	716 Aged Bronze
Passage	F10VFLA	4	SJ5301510	SJ5302510	SJ5304510	SJ5309510
Privacy	F40VFLA	4	SJ5301540	SJ5302540	SJ5304540	SJ5309540
Entry	F51AVFLA K4	4	SJ5301551	SJ5302551	SJ5304551	SJ5309551
Dummy LH	F170VFLA LH	4	✱	✱	SJ5304517	SJ5309517
Dummy RH	F170VFLA RH	4	✱	✱	SJ5304518	SJ5309518

Traditional Levers & Knobs

Jazz

Boxpack

Triple option latch (entry, handleset trim)

Dual option latch (passage, privacy)



Function	Product Code	Case Qty.	619 Satin Nickel	626 Satin Chrome	716 Aged Bronze
Passage	F10JAZ	8	SJ5404010	SJ5406010	SJ5409010
Privacy	F40JAZ	8	SJ5404040	SJ5406040	SJ5409040
Dummy	F170JAZ	20	SJ5404017	SJ5406017	SJ5409017
● Handleset Trim	F59JAZ	8	SJ5404059	SJ5406059	SJ5409059

Sacramento

Boxpack

Triple option latch (entry, handleset trim)

Dual option latch (passage, privacy)



Function	Product Code	Case Qty.	618 Polished Nickel	619 Satin Nickel	625 Polished Chrome	626 Satin Chrome	716 Aged Bronze
Passage	F10SAC	8	SJ6518010	SJ6504010	SJ6508010	SJ6506010	SJ6509010
Privacy	F40SAC	8	SJ6518040	SJ6504040	SJ6508040	SJ6506040	SJ6509040
Entry	F51ASAC K4	8	SJ6518051	SJ6504051	SJ6508051	SJ6506051	SJ6509051
Dummy LH	F170SAC LH	20	SJ6518017	SJ6504017	SJ6508017	SJ6506017	SJ6509017
Dummy RH	F170SAC RH	20	SJ6518018	SJ6504018	SJ6508018	SJ6506018	SJ6509018
● Handleset Trim LH	F59SAC LH	8	SJ6518059	SJ6504059	SJ6508059	SJ6506059	SJ6509059
● Handleset Trim RH	F59SAC RH	8	SJ6518060	SJ6504060	SJ6508060	SJ6506060	SJ6509060

Traditional Levers & Knobs

Andover

Boxpack

Triple option latch (entry, handleset trim)

Dual option latch (passage, privacy)



Andover w/ Addison

Function	Trim Style	Product Code	Case Qty.	605 Polished Brass	609 Antique Brass	619 Satin Nickel	620 Antique Pewter	625 Polished Chrome
Passage	–	F10AND	20	SJ4001010	SJ4002010	SJ4004010	SJ4005010	SJ4008010
Privacy	–	F40AND	20	SJ4001040	SJ4002040	SJ4004040	SJ4005040	SJ4008040
Entry	–	F51AAND K4	20	SJ4000051	SJ4002051	SJ4004051	SJ4005051	SJ4008051
Dummy	–	F170AND	20	SJ4001017	SJ4002017	SJ4004017	SJ4005017	SJ4008017
● Handleset Trim	–	F59AND	20	SJ4001059	SJ4002059	SJ4004059	SJ4005059	SJ4008059

Function	Trim Style	Product Code	Case Qty.	626 Satin Chrome	716 Aged Bronze
Passage	–	F10AND	20	SJ4006010	SJ4009010
Privacy	–	F40AND	20	SJ4006040	SJ4009040
Entry	–	F51AAND K4	20	SJ4006051	SJ4009051
Dummy	–	F170AND	20	SJ4006017	SJ4009017
● Handleset Trim	–	F59AND	20	SJ4006059	SJ4009059

Function	Trim Style	Product Code	Case Qty.	605 Polished Brass	609 Antique Brass	619 Satin Nickel	620 Antique Pewter	625 Polished Chrome
Passage	Addison	F10AND / ADD	20	✳	✳	SJ4004410	✳	SJ4008410
Privacy	Addison	F40AND/ ADD	20	✳	✳	SJ4004440	✳	SJ4008440
Entry	Addison	F51AAND / ADD K4	20	✳	✳	SJ4004451	✳	SJ4008451
Dummy	Addison	F170AND / ADD	20	✳	✳	SJ4004417	✳	SJ4008417
● Handleset Trim	Addison	F59AND / ADD	20	✳	✳	SJ4004459	✳	SJ4008459

Function	Trim Style	Product Code	Case Qty.	626 Satin Chrome	716 Aged Bronze
Passage	Addison	F10AND / ADD	20	✳	SJ4009410
Privacy	Addison	F40AND/ ADD	20	✳	SJ4009440
Entry	Addison	F51AAND / ADD K4	20	✳	SJ4009451
Dummy	Addison	F170AND / ADD	20	✳	SJ4009417
● Handleset Trim	Addison	F59AND / ADD	20	✳	SJ4009459

Traditional Levers & Knobs

Bell

Boxpack

Triple option latch (entry, handleset trim)

Dual option latch (passage, privacy)



Function	Product Code	Case Qty.	605 Polished Brass	609 Antique Brass	626 Satin Chrome
Passage	F10BEL	20	SJ3001010	SJ3002010	SJ3006010
Privacy	F40BEL	20	SJ3001040	SJ3002040	SJ3006040
Entry	F51ABEL K4	20	SJ3001051	SJ3002051	SJ3006051
Dummy	F170BEL	20	SJ3001017	SJ3002017	SJ3006017
● Handleset Trim	F59BEL	20	SJ3001059	SJ3002059	SJ3006059

Retail Pack

Dual option latch w/ round corner strike

Function	Product Code	Case Qty.	605 Polished Brass
Passage	F10VBEL	4	SJ3001510
Privacy	F40VBEL	4	SJ3001540
Entry	F51AVBEL K4	4	SJ3000551



Georgian

Boxpack

Triple option latch (entry, handleset trim)

Dual option latch (passage, privacy)

Function	Product Code	Case Qty.	505 Lifetime Brass	605 Polished Brass	608 Satin Brass	609 Antique Brass	619 Satin Nickel	620 Antique Pewter
Passage	F10GEO	20	⊕	SJ3101010	SJ3119010	SJ3030	SJ42015	SJ42050
Privacy	F40GEO	20	-	SJ3101040	SJ3119040	SJ4030	SJ42016	SJ42060
Entry	F51AGEO K4	20	SJ3100051	SJ3101051	SJ3119051	SJ3102051	SJ3104051	SJ3105051
Dummy	F170GEO	20	-	SJ3101017	SJ3119017	SJ4200	SJ42018	SJ42100
● Handleset Trim	F59GEO	20	-	SJ3101059	SJ3119059	SJ3102059	SJ3104059	SJ3105059
● Handleset Trim	F94GEO	20	-	⊕	-	⊕	SJ3104094	⊕

Function	Product Code	Case Qty.	621 Dis-tressed Nickel	622 Matte Black	625 Polished Chrome	716 Aged Bronze
Passage	F10GEO	20	SJ3130010	SJ3107010	SJ3108010	SJ4222
Privacy	F40GEO	20	SJ3130040	SJ3107040	SJ3108040	SJ4223
Entry	F51AGEO K4	20	SJ3130051	SJ3107051	SJ3108051	SJ3109051
Dummy	F170GEO	20	SJ3130017	SJ3107017	SJ3108017	SJ4225
● Handleset Trim	F59GEO	20	SJ3130059	SJ3107059	SJ3108059	SJ3109059
● Handleset Trim	F94GEO	20	⊕	SJ3107094	⊕	SJ3109094

continued on the next page...

Traditional Levers & Knobs



Georgian, Continued..

Boxpack

Triple option latch (entry, handleset trim)

Dual option latch (passage, privacy)

Georgian w/ Addison

Georgian w/ Wakefield

Function	Trim Style	Product Code	Case Qty.	619 Satin Nickel	621 Distressed Nickel	622 Matte Black	716 Aged Bronze
Passage	Addison	F10GEO / ADD	20	SJ3104410	SJ3130410	SJ3107410	SJ3109410
Privacy	Addison	F40GEO/ ADD	20	SJ3104440	SJ3130440	SJ3107440	SJ3109440
Entry	Addison	F51AGEO / ADD K4	20	SJ3104451	SJ3130451	SJ3107451	SJ3109451
Dummy	Addison	F170GEO / ADD	20	SJ3104417	SJ3130417	SJ3107417	SJ3109417
● Handleset Trim	Addison	F59GEO / ADD	20	SJ3104459	SJ3130459	SJ3107459	SJ3109459
● Handleset Trim	Addison	F94GEO / ADD	20	SJ3104494	☼	SJ3107494	SJ3109494

Function	Trim Style	Product Code	Case Qty.	619 Satin Nickel	621 Distressed Nickel	622 Matte Black	716 Aged Bronze
Passage	Wakefield	F10GEO / WKF	20	SJ3104310	-	☼	SJ3109310
Privacy	Wakefield	F40GEO / WKF	20	SJ3104340	-	☼	SJ3109340
Entry	Wakefield	F51AGEO /WKF K4	20	SJ3104351	-	☼	SJ3109351
Dummy	Wakefield	F170GEO / WKF	20	SJ3104317	-	☼	SJ3109317
● Handleset Trim	Wakefield	F59GEO /WKF	20	SJ3104359	-	-	SJ3109359

Retail Pack

Dual option latch w/ round corner strike

Function	Product Code	Case Qty.	605 Polished Brass	609 Antique Brass	619 Satin Nickel	622 Matte Black	716 Aged Bronze
Passage	F10VGEO	4	SJ3101510	SJ3102510	SJ3104510	SJ3107510	SJ3109510
Privacy	F40VGEO	4	SJ3101540	SJ3102540	SJ3104540	SJ3107540	SJ3109540
Entry	F51AVGEO K4	4	SJ3101551	SJ3102551	SJ3104551	SJ3107551	SJ3109551
Combo Pack	FB50VGEO	4	SJ3101550	SJ3102550	SJ3104550	-	SJ3109550
Dummy	F170VGEO	4	☼	SJ3102517	SJ3104517	-	SJ3109517



Orbit

Boxpack

Triple option latch (entry, handleset trim)

Dual option latch (passage, privacy)

Function	Product Code	Case Qty.	619 Satin Nickel	625 Polished Chrome	626 Satin Chrome
Passage	F10ORB	20	SJ45970	SJ3208010	SJ45910
Privacy	F40ORB	20	SJ45975	SJ3208040	SJ45915
Entry	F51AORB K4	20	SJ3204051	SJ3208051	SJ3206051
Dummy	F170ORB	20	SJ45985	SJ3208017	SJ45925
● Handleset Trim	F59ORB	20	SJ3204059	SJ3208059	SJ3206059

Traditional Levers & Knobs



Plymouth

Boxpack

Triple option latch (entry, handleset trim)

Dual option latch (passage, privacy)

Plymouth w/ Addison

Function	Trim Style	Product Code	Case Qty.	505 Life-time Brass	605 Polished Brass	609 Antique Brass	619 Satin Nickel	620 Antique Pewter	622 Matte Black
Passage	-	F10PLY	20	☼	SJ3301010	SJ59210	SJ59245	SJ59257	SJ59320
Privacy	-	F40PLY	20	-	SJ3301040	SJ59211	SJ59246	SJ59259	SJ59322
Entry	-	F51APLY K4	20	SJ3300051	SJ3301051	SJ3302051	SJ3304051	SJ3305051	SJ3307051
Storeroom	-	F80PLY K4	20	☼	☼	☼	SJ3304080	☼	☼
Dummy	-	F170PLY	20	-	SJ3301017	SJ59213	SJ59251	SJ59263	SJ59326
● Handleset Trim	-	F59PLY	20	-	SJ3301059	SJ3302059	SJ3304059	SJ3305059	SJ3307059
● Handleset Trim	-	F94PLY	20	-	SJ3301094	☼	SJ3304094	☼	SJ3307094

Function	Trim Style	Product Code	Case Qty.	625 Polished Chrome	626 Satin Chrome	716 Aged Bronze
Passage	-	F10PLY	20	SJ59385	SJ59400	SJ59421
Privacy	-	F40PLY	20	SJ59388	SJ59406	SJ59422
Entry	-	F51APLY K4	20	SJ3308051	SJ3306051	SJ3309051
Storeroom	-	F80PLY K4	20	☼	☼	SJ3309080
Dummy	-	F170PLY	20	SJ59342	SJ59420	SJ59424
● Handleset Trim	-	F59PLY	20	SJ3308059	SJ3306059	SJ3309059
● Handleset Trim	-	F94PLY	20	☼	☼	SJ3309094

Function	Trim Style	Product Code	Case Qty.	619 Satin Nickel	622 Matte Black	716 Aged Bronze
Passage	Addison	F10PLY / ADD	20	SJ3304410	SJ3307410	SJ3309410
Privacy	Addison	F40PLY/ ADD	20	SJ3304440	SJ3307440	SJ3309440
Entry	Addison	F51APLY / ADD K4	20	SJ3304451	SJ3307451	SJ3309451
Dummy	Addison	F170PLY / ADD	20	SJ3304417	SJ3307417	SJ3309417
● Handleset Trim	Addison	F59PLY / ADD	20	SJ3304459	SJ3307459	SJ3309459
● Handleset Trim	Addison	F94PLY / ADD	20	SJ3304494	SJ3307494	SJ3309494

Retail Pack

Dual option latch w/ round corner strike

Function	Trim Style	Product Code	Case Qty.	605 Polished Brass	619 Satin Nickel	716 Aged Bronze
Passage	-	F10VPLY	4	SJ3301510	SJ3304510	SJ3309510
Privacy	-	F40VPLY	4	-	SJ3304540	SJ3309540
Entry	-	F51AVPLY K4	4	SJ3301551	SJ3304551	SJ3309551
Combo Pack	-	FB50VPLY K4	4	SJ3301550	-	-
Dummy	-	F170VPLY	4	☼	-	-

Traditional Levers & Knobs



Siena w/ Addison

Siena w/ Wakefield

Siena Boxpack

Triple option latch (entry, handleset trim)
Dual option latch (passage, privacy)

Function	Trim Style	Product Code	Case Qty.	609 An-tique Brass	619 Satin Nickel	620 Antique Pewter	622 Matte Black	625 Pol-ished Chrome	716 Aged Bronze
Passage	-	F10SIE	20	SJ46290	SJ46400	SJ46460	SJ3407010	SJ3408010	SJ46476
Privacy	-	F40SIE	20	SJ46295	SJ46405	SJ46465	SJ3407040	SJ3408040	SJ46477
Entry	-	F51ASIE K4	20	SJ3402051	SJ3404051	SJ3405051	SJ3407051	SJ3408051	SJ3409051
Dummy	-	F170SIE	20	SJ46305	SJ46415	SJ46475	SJ3407017	SJ3408017	SJ46479
● Handleset Trim	-	F59SIE	20	SJ3402059	SJ3404059	SJ3405059	SJ3407059	SJ3408059	SJ3409059

Function	Trim Style	Product Code	Case Qty.	609 An-tique Brass	619 Satin Nickel	620 Antique Pewter	622 Matte Black	625 Pol-ished Chrome	716 Aged Bronze
Passage	Addison	F10SIE / ADD	20	✳	SJ3404410	✳	SJ34070410	✳	SJ3409410
Privacy	Addison	F40SIE/ ADD	20	✳	SJ3404440	✳	SJ34070440	✳	SJ3409440
Entry	Addison	F51ASIE / ADD K4	20	✳	SJ3404451	✳	SJ34070451	✳	SJ3409451
Dummy	Addison	F170SIE / ADD	20	✳	SJ3404417	✳	SJ34070417	✳	SJ3409417
● Handleset Trim	Addison	F59SIE / ADD	20	✳	SJ3404459	✳	SJ34070459	✳	SJ3409459

Function	Trim Style	Product Code	Case Qty.	609 An-tique Brass	619 Satin Nickel	620 Antique Pewter	622 Matte Black	625 Pol-ished Chrome	716 Aged Bronze
Passage	Wakefield	F10SIE / WKF	20	-	SJ3404310	✳	SJ3407310	✳	SJ3409310
Privacy	Wakefield	F40SIE / WKF	20	-	SJ3404340	✳	SJ3407340	✳	SJ3409340
Entry	Wakefield	F51ASIE /WKF K4	20	-	SJ3404351	✳	SJ3407351	✳	SJ3409351
Dummy	Wakefield	F170SIE / WKF	20	-	SJ3404317	✳	SJ3407317	✳	SJ3409317
● Handleset Trim	Wakefield	F59SIE /WKF	20	-	SJ3404359	-	✳	SJ3408359	SJ3409359

Retail Pack

Dual option latch w/ round corner strike

Function	Trim Style	Product Code	Case Qty.	716 Aged Bronze
Passage	-	F10VSIE	4	SJ3409510
Privacy	-	F40VSIE	4	SJ3409540
Entry	-	F51AVSIE K4	4	SJ3409551

Decorative Collections Deadbolts



Addison



Camelot



Century



Collins



Greene



Greenwich



Indy



Wakefield

*Boxpack
Triple option latch with 10-116 deadbolt strike (1-1/8" x 2-3/4")*

Function	Trim Style	Product Code	Case Qty.	530 Black Stainless	608 Satin Brass	618 Polished Nickel	619 Satin Nickel	621 Dis-tressed Nickel	622 Matte Black
1-Cyl.	Addison	B60N ADD K4	20	–	–	–	SJ01040460	SJ01300460	SJ01070460
1-Cyl.	Camelot	B60N CAM K4	20	SJ01530260	☼	–	SJ01040260	–	SJ01070260
1-Cyl.	Century	B60N CEN K4	20	–	SJ01190660	☼	SJ01040660	–	SJ01070660
1-Cyl.	Collins	B60N COL K4	20	SJ01530860	SJ01190860	SJ01180860	SJ01040860	–	SJ01070860
1-Cyl.	Greene	B60N GEE K4	20	–	–	–	SJ01041860	–	SJ01071860
1-Cyl.	Greenwich	B60N GRW K4	20	–	–	☼	SJ01040760	–	SJ01070760
1-Cyl.	Indy	B60N IND K4	20	–	–	–	SJ01041960	–	SJ01071960
1-Cyl.	Wakefield	B60N WKF K4	20	–	–	☼	SJ01040360	–	–

Function	Trim Style	Product Code	Case Qty.	625 Polished Chrome	626 Satin Chrome	716 Aged Bronze
1-Cyl.	Addison	B60N ADD K4	20	SJ01080460	–	SJ01090460
1-Cyl.	Camelot	B60N CAM K4	20	☼	–	SJ01090260
1-Cyl.	Century	B60N CEN K4	20	SJ01080660	SJ01060660	SJ01090660
1-Cyl.	Collins	B60N COL K4	20	SJ01080860	SJ01060860	SJ01090860
1-Cyl.	Greene	B60N GEE K4	20	–	–	–
1-Cyl.	Greenwich	B60N GRW K4	20	SJ01080760	☼	SJ01090761
1-Cyl.	Indy	B60N IND K4	20	☼	–	SJ01091960
1-Cyl.	Wakefield	B60N WKF K4	20	☼	–	SJ01090360

B60 & B62 Deadbolts



Boxpack

Triple option latch with 10-116 deadbolt strike (1-1/8" x 2-3/4")

Function	Product Code	Case Qty.	505 Life-time Brass	605 Polished Brass	608 Satin Brass	609 Antique Brass	618 Polished Nickel	619 Satin Nickel	620 Antique Pewter
1-Cyl.	B60N K4	20	SJ010060	SJ011060	SJ0119060	SJ012060	SJ0118060	SJ014060	SJ015060
2-Cyl.	B62N K4	20	SJ010062	✳	✳	SJ012062	✳	SJ014062	SJ015062
Function	Product Code	Case Qty.	621 Distressed Nickel	622 Matte Black	625 Polished Chrome	626 Satin Chrome	716 Aged Bronze		
1-Cyl.	B60N K4	20	SJ0130060	SJ017060	SJ018060	SJ016060	SJ019060		
2-Cyl.	B62N K4	20	SJ0130062	SJ017062	SJ018062	SJ016062	SJ019062		

Boxpack

Triple option latch with 10-092 Full lip deadbolt strike

Function	Product Code	Case Qty.	619 Satin Nickel	716 Aged Bronze
1-Cyl.	B60N K4	20	SJ0204060	SJ0209060

Retail Pack

Triple option latch with 10-116 deadbolt strike (1-1/8" x 2-3/4")

Function	Product Code	Case Qty.	605 Polished Brass	609 Antique Brass	619 Satin Nickel	622 Matte Black	716 Aged Bronze
1-Cyl.	B60NG K4	20	SJ0101560	SJ0102560	SJ0104560	SJ0107560	SJ0109560

Thick Door Kits

for 2 - 2-1/4" thick doors

Function	Product Code	Case Qty.	505 / 605 Brass	608 / 609 Satin Brass	619 / 620 / 621 Nickel	622 Matte Black	618 / 625 / 626 Chrome	716 / 613 Bronze
F58 Handlesets	61-076	1	SJ50493	SJ50490	SJ50492	SJ50491	SJ50495	SJ50494
B60 Deadbolts	61-072	1	SJ9610723	SJ9610720	SJ9610722	SJ9610721	SJ9610725	SJ9610724

for 2-1/4 - 4" thick doors

Function	Product Code	Case Qty.	505 / 605 Brass	608 / 609 Satin Brass	619 / 620 / 621 Nickel	618 / 625 / 626 Chrome	716 / 613 Bronze
B60 Deadbolts	61-073	1	SJ9441	SJ9442	SJ9444	SJ9446	SJ9443

for 1-7/8" - 2-1/2" thick doors

Function	Product Code	Case Qty.	Not Finish Specific
BE468/ BE496	23997877	1	SJ36345
BE375	24666356	1	SJ51376
BE365 / BE367	02-007	1	SJ90874
BE489	B489-106	1	SJ40331

J-Series Keypad Deadbolts and Levers (connected)



Billows



Gatlin



Billows / Seville



Gatlin / Solstice

- Up to 30 unique access codes
- BHMA Grade 3
- Installs in minutes; No hardwiring needed
- Includes four AA batteries

- Fits standard doors
- Limited lifetime mechanical, 5-year limited finish and 1-year limited electronic warranty

Function	Product Code	Case Qty.	619 Satin Nickel	716 Aged Bronze
Billows Deadbolt	JBE109BIL	8	DX10903000204	DX10903000209
Gatlin Deadbolt	JBE109GAT	8	DX10904000204	DX10904000209
Billows / Seville Lever	JFE109 BIL / SEV	4	DX10907020204	DX10907020209
Gatlin / Solstice Lever	JFE109GAT / SOL	4	DX10908010204	DX10908010209

J-Series Keypad Deadbolts and Levers (non-connected)



Billows



Gatlin



Billows / Seville



Gatlin / Solstice

- Up to 10 unique access codes
- BHMA Grade 3
- Installs in minutes; No hardwiring needed
- Includes four AA batteries

- Fits standard doors
- Limited lifetime mechanical, 5-year limited finish and 1-year limited electronic warranty

Function	Product Code	Case Qty.	619 Satin Nickel	716 Aged Bronze
Billows Deadbolt	JBE105BIL	8	DX10501000104	DX10501000109
Gatlin Deadbolt	JBE105GAT	8	DX10502000104	DX10502000109
Billows / Seville Lever	JFE105 BIL / SEV	4	DX10505000104	DX10505000109
Gatlin / Solstice Lever	JFE105GAT / SOL	4	DX10506000104	DX10506000109

J Series Handlesets



Barcelona

Sutton

Paris

Barcelona

Boxpack (Less interior pack)

Function	Product Code	Case Qty.	605 Polished Brass	609 Antique Brass	619 Satin Nickel	620 Antique Pewter	622 Matte Black	625 Polished Chrome
● Active Handleset	JH58BAR	4	DX1101058	DX1102058	DX1104058	DX1105058	DX1107058	DX1108058

Function	Product Code	Case Qty.	630 Satin Stainless Steel	716 Aged Bronze
● Active Handleset	JH58BAR	4	DX1114058	DX1109058

Sutton

Boxpack (Less interior pack)

Function	Product Code	Case Qty.	619 Satin Nickel	622 Matte Black	625 Polished Chrome	716 Aged Bronze
● Active Handleset	JH58SUT	4	DX3804058	DX3807058	DX3808058	DX3809058
Bottom Handleset	JE285SUT / SOL / COL	4	DX3804085	DX3807085	DX3808085	DX3809085

Paris

Boxpack (Less interior pack)

Function	Product Code	Case Qty.	605 Polished Brass	609 Antique Brass	619 Satin Nickel	625 Polished Chrome	630 Satin Stainless Steel	716 Aged Bronze
● Active Handleset	JH58PRS	4	DX1201058	DX1202058	DX1204058	DX1208058	DX1214058	DX1209058
Bottom Handleset	JE285PRS / STR	4	-	-	DX1204085	⊗	-	DX1209085

J Series Finish Chart





Broadway

Boxpack

Triple option latch (entry, handleset trim)

Dual option latch (passage, privacy)

Broadway w/ Collins

Function	Trim Style	Product Code	Case Qty.	619 Satin Nickel	622 Matte Black	625 Polished Chrome	716 Aged Bronze
Passage	-	J10BRW	16	DX3704010	DX3707010	DX3708010	DX3709010
Privacy	-	J40BRW	16	DX3704040	DX3707040	DX3708040	DX3709040
Entry	-	J54BRW K4	24	DX3704054	DX3707054	DX3708054	DX3709054
Dummy	-	J170BRW	50	DX3704017	DX3707017	DX3708017	DX3709017
Passage	Collins	J10BRW / COL	24	DX5704010	DX5707010	DX5708010	DX5709010
Privacy	Collins	J40BRW / COL	24	DX5704040	DX5707040	DX5708040	DX5709040
Entry	Collins	J54BRW / COL K4	24	DX5704054	DX5707054	DX5708054	DX5709054
Dummy	Collins	J170BRW / COL	50	DX5704017	DX5707017	DX5708017	DX5709017
● Handleset Trim	Collins	JH59BRW /COL	24	DX5704059	DX5707059	DX5708059	DX5709059



Solstice

Boxpack

Triple option latch with round corner full lip strike (entry, handleset trim)

Dual option latch - round corner and drive-in with round corner strike (passage, privacy)

Solstice w/ Collins

Function	Trim Style	Product Code	Case Qty.	619 Satin Nickel	622 Matte Black	625 Polished Chrome	626 Satin Chrome	716 Aged Bronze
Passage	-	J10SOL	16	DX3604010	DX3607010	DX3608010	DX3606010	DX3609010
Privacy	-	J40SOL	16	DX3604040	DX3607040	DX3608040	DX3606040	DX3609040
Entry	-	J54SOL K4	24	DX3604054*	DX3607054	DX3608054*	DX3606054	DX3609054*
Dummy	-	J170SOL	50	DX3604017	DX3607017	DX3608017	DX3606017	DX3609017
● Handleset Trim	-	JH59SOL	24	DX3604059	DX3607059	DX3608059	DX3606059	DX3609059
Passage	Collins	J10SOL / COL	16	DX5604010	DX5607010	DX5608010	✱	DX5609010
Privacy	Collins	J40SOL / COL	16	DX5604040	DX5607040	DX5608040	✱	DX5609040
Entry	Collins	J54SOL / COL K4	24	DX5604054	DX5607054*	DX5608054	✱	DX5609054
Dummy	Collins	J170SOL / COL	50	DX5604017	DX5607017	DX5608017	✱	DX5609017
● Handleset Trim	Collins	JH59SOL /COL	24	DX5604059	DX5607059	DX5608059	✱	DX5609059

*stocked 16 per case



Dover

Boxpack

Triple option latch with round corner strike (entry, handleset trim)

Dual option latch - round corner and drive-in with round corner strike (passage, privacy)

Function	Product Code	Case Qty.	619 Satin Nickel	622 Matte Black	626 Satin Chrome	630 Satin Stainless Steel	716 Aged Bronze
Passage	J10DOV	16	DX3104010	DX3107010	DX3106010	DX3114010	DX3109010
Privacy	J40DOV	16	DX3104040	DX3107040	DX3106040	DX3114040	DX3109040
Entry	J54DOV K4	24	DX3104054*	DX3107054*	DX3106054	DX3114054	DX3109054
Dummy	J170DOV	50	DX3104017	DX3107017	DX3106017	DX3114017	DX3109017
● Handleset Trim	JH59DOV	24	DX3104059	-	-	DX3114059	✱

*stocked 16 per case



LaSalle

Boxpack

Triple option latch with round corner strike (entry, handleset trim)

Dual option latch - round corner and drive-in with round corner strike (passage, privacy)

Function	Product Code	Case Qty.	605 Polished Brass	609 Antique Brass	619 Satin Nickel	716 Aged Bronze
Passage	J10LAS	24	DX3201010	DX3202010	DX3204010	DX3209010
Privacy	J40LAS	24	DX3201040	DX3202040	DX3204040	DX3209040
Entry	J54LAS K4	24	DX3201054	DX3202054	DX3204054	DX3209054
Dummy LH	J170LAS LH	50	DX3201017	DX3202017	DX3204017	DX3209017
Dummy RH	J170LAS RH	50	DX3201018	DX3202018	DX3204018	DX3209018
● Handleset Trim	JH59LAS LH	24	DX3201059	DX3202059	DX3204059	DX3209059
● Handleset Trim	JH59LAS RH	24	DX3201060	DX3202060	DX3204060	DX3209060

Retail Pack

Function	Product Code	Case Qty.	619 Satin Nickel
Passage	J10VLAS	24	DX3204510
Privacy	J40VLAS	24	DX3204540
Entry	J54VLAS K4	24	DX3204554



Marin

Boxpack

Triple option latch with round corner strike (entry, handleset trim)

Dual option latch - round corner and drive-in with round corner strike (passage, privacy)

Function	Product Code	Case Qty.	619 Satin Nickel	622 Matte Black	626 Satin Chrome	630 Satin Stainless Steel	716 Aged Bronze
Passage	J10MAR	16	DX3304010	DX3307010	DX3306010	DX3314010	DX3309010
Privacy	J40MAR	16	DX3304040	DX3307040	DX3306040	DX3314040	DX3309040
Entry	J54MAR K4	24	DX3304054*	DX3307054	DX3306054	DX3314054*	DX3309054
Dummy	J170MAR	50	DX3304017	DX3307017	DX3306017	DX3314017	DX3309017
● Handleset Trim	JH59MAR	24	DX3304059	-	-	DX3314059	-

*stocked 16 per case

Boxpack

Square corner UL-rated latch with round corner full lip strike (entry)

UL-rated latch with round corner strike (passage)

Function	Product Code	Case Qty.	630 Satin Stainless Steel
Passage	J10FMAR UL	24	DX3314011
Entry	J54FMAR K4 UL	24	DX3314055



Seville

Boxpack

Triple option latch with round corner strike (entry, handleset trim)

Dual option latch - round corner and drive-in with round corner strike (passage, privacy)

Function	Product Code	Case Qty.	619 Satin Nickel	622 Matte Black	625 Polished Chrome	716 Aged Bronze
Passage	J10SEV	16	DX3504010	DX3507010	DX3508010	DX3509010
Privacy	J40SEV	16	DX3504040	DX3507040	DX3508040	DX3509040
Entry	J54SEV K4	16	DX3504054	DX3507054	DX3508054*	DX3509054
Dummy LH	J170SEV LH	50	DX3504017	DX3507017	DX3508017	DX3509017
Dummy RH	J170SEV RH	50	DX3504018	DX3507018	DX3508018	DX3509018
● Handleset Trim	JH59SEV LH	24	DX3504059	DX3507059	DX3508059	DX3509059
● Handleset Trim	JH59SEV RH	24	DX3504060	DX3507060	DX3508060	DX3509060

*stocked 24 per case

Retail Pack

Function	Product Code	Case Qty.	619 Satin Nickel	716 Aged Bronze
Passage	J10VSEV	4	DX3504510	DX3509510
Privacy	J40VSEV	4	DX3504540	DX3509540
Entry	J54VSEV K4	4	DX3504554	DX3509554
Dummy LH	J170VSEV LH	4	DX3504517	DX3509517
Dummy RH	J170VSEV RH	4	DX3504518	DX3509518



Torino

Boxpack

Triple option latch with round corner strike (entry, handleset trim)

Dual option latch - round corner and drive-in with round corner strike (passage, privacy)

Function	Product Code	Case Qty.	619 Satin Nickel	620 Antique Pewter	625 Polished Chrome	630 Satin Stainless Steel	716 Aged Bronze
Passage	J10TOR	24	DX3404010	DX3405010	DX3408010	DX3414010	DX3409010
Privacy	J40TOR	24	DX3404040	DX3405040	DX3408040	DX3414040	DX3409040
Entry	J54TOR K4	24	DX3404054	DX3405054	DX3408054	DX3414054	DX3409054
Dummy	J170TOR	50	DX3404017	DX3405017	DX3408017	DX3414017	DX3409017
● Handleset Trim	JH59TOR	24	DX3404059	DX3405059	DX3408059	DX3414059	DX3409059

Retail Pack

Function	Product Code	Case Qty.	619 Satin Nickel	716 Aged Bronze
Passage	J10VTOR	4	DX3404510	DX3409510
Privacy	J40VTOR	4	DX3404540	DX3409540
Entry	J54VTOR K4	4	DX3404554	DX3409554



Byron

Boxpack

Triple option latch with round corner strike (entry, handleset trim)

Dual option latch - round corner and drive-in with round corner strike (passage, privacy)

Function	Product Code	Case Qty.	605 Polished Brass	630 Satin Stainless Steel
Passage	J10BYR	16	DX2101010	DX2114010
Privacy	J40BYR	16	DX2101040	DX2114040
Entry	J54BYR K4	24	DX2101054	DX2114054
Dummy	J170BYR	50	DX2101017	DX2114017
● Handleset Trim	JH59BYR	24	DX2101059	DX2114059

Retail Pack

Function	Product Code	Case Qty.	605 Polished Brass	609 Antique Brass	630 Satin Stainless Steel
Passage	J10VBYR	4	DX2101510	DX2102510	DX2114510
Privacy	J40VBYR	4	DX2101540	DX2102540	DX2114540
Entry	J54VBYR K4	4	DX2101554	DX2102554	DX2114554
Dummy	J170VBYR	4	✘	DX2102517	✘



Corona

Boxpack

Triple option latch with round corner strike (entry, handleset trim)

Dual option latch - round corner and drive-in with round corner strike (passage, privacy)

Function	Product Code	Case Qty.	605 Polished Brass	609 Antique Brass	619 Satin Nickel	620 Antique Pewter	625 Polished Chrome	630 Satin Stainless Steel	716 Aged Bronze
Passage	J10CNA	24	DX2201010	DX2202010	DX2204010	DX2205010	DX2208010	DX2214010	DX2209010
Privacy	J40CNA	16	DX2201040	DX2202040	DX2204040	DX2205040	DX2208040	DX2214040	DX2209040
Entry	J54CNA K4	24	DX2201054	DX2202054	DX2204054*	DX2205054	DX2208054	DX2214054	DX2209054
Dummy	J170CNA	50	DX2201017	DX2202017	DX2204017	DX2205017	DX2208017	DX2214017	DX2209017
● Handleset Trim	JH59CNA	24	DX2201059	DX2202059	DX2204059	DX2205059	DX2208059	DX2214059	DX2209059

*stocked 16 per case



Dublin

Boxpack

Triple option latch with round corner strike (entry, handleset trim)

Dual option latch - round corner and drive-in with round corner strike (passage, privacy)

Function	Product Code	Case Qty.	619 Satin Nickel	716 Aged Bronze
Passage	J10DUB	16	DX2404010	DX2409010
Privacy	J40DUB	16	DX2404040	DX2409040
Entry	J54DUB K4	24	DX2404054	DX2409054
Dummy	J170DUB	50	DX2404017	DX2409017
● Handleset Trim	JH59DUB	24	DX2404059	DX2409059



Stratus

Boxpack

Triple option latch with round corner strike (entry, handleset trim)

Dual option latch - round corner and drive-in with round corner strike (passage, privacy)

Function	Product Code	Case Qty.	605 Polished Brass	619 Satin Nickel	622 Matte Black	625 Polished Chrome	630 Satin Stainless Steel	716 Aged Bronze
Passage	J10STR	16	DX2301010	DX2304010	DX2307010	DX2308010	DX2314010	DX2309010
Privacy	J40STR	16	DX2301040	DX2304040	DX2307040	DX2308040	DX2314040	DX2309040
Entry	J54STR K4	24	DX2301054	DX2304054	DX2307054	DX2308054	DX2314054	DX2309054
Dummy	J170STR	50	DX2301017	DX2304017	DX2307017	DX2308017	DX2314017	DX2309017
● Handleset Trim	JH59STR	24	DX2301059	DX2304059	DX2307059	DX2308059	DX2314059	DX2309059

Retail Pack

Function	Product Code	Case Qty.	605 Polished Brass	619 Satin Nickel	716 Aged Bronze
Passage	J10VSTR	4	DX2301510	DX2304510	DX2309510
Privacy	J40VSTR	4	DX2301540	DX2304540	DX2309540
Entry	J54VSTR K4	4	DX2301554	DX2304554	DX2309554

J Series Deadbolts



Boxpack

Triple option latch with round corner strike

Function	Product Code	Case Qty.	605 Polished Brass	609 Antique Brass	619 Satin Nickel	620 Antique Pewter	622 Matte Black
1-Cyl.	JD60 K4	24	DX0101060	DX0102060	DX0104060	DX0105060	DX0107060
Single Side	JD80	24	☒	☒	DX0304080	-	-
Function	Product Code	Case Qty.	625 Polished Chrome	626 Satin Chrome	630 Satin Stainless Steel	716 Aged Bronze	
1-Cyl.	JD60 K4	24	DX0108060	DX0106060	DX0114060	DX0109060	
Single Side	JD80	24	-	-	DX0314080	DX0309080	

Retail Pack

Function	Product Code	Case Qty.	605 Polished Brass	609 Antique Brass	619 Satin Nickel	630 Satin Stainless Steel	716 Aged Bronze
1-Cyl.	JD60V K4	4	DX0101560	DX0102560	DX0104560	DX0114560	DX0109560

Boxpack

UL-rated latch with square corner strike

Function	Product Code	Case Qty.	630 Satin Stainless Steel
1-Cyl.	JD60F UL K4	24	DX0114061



Builder Basics Locks



Builder Basics Lever

Boxpack

Round corner adjustable latch with round corner full lip strike

Function	Product Code	Case Qty.	630 Satin Stainless Steel
Passage	J10BB L11	16	BB3114010
Privacy	J40BB L11	16	BB3114040
Entry	J54BB L11 K4	24	BB3114054
Dummy	J170BB L11	50	BB3114017

Builder Basics Knob

Boxpack

Round corner adjustable latch with round corner full lip strike

Function	Product Code	Case Qty.	630 Satin Stainless Steel
Passage	J10BB K11	24	BB2114010
Privacy	J40BB K11	24	BB2114040
Entry	J54BB K11 K4	24	BB2114054
Dummy	J170BB K11	50	BB2114017



Builder Basics Deadbolt

Boxpack

Round corner adjustable latch with round corner full lip strike

Function	Product Code	Case Qty.	630 Satin Stainless Steel
1-Cyl.	JD60BB K4	24	BB0114060

IVES®



Pocket Door Locks

Boxpack

Fits 1-1/8" - 1-1/2" thick doors

Description	Model No.	Case Qty.	3 Polished Brass	5 Antique Brass	14 Polished Nickel	15 / 619 Satin Nickel	643e/716 Aged Bronze	15 / 619 Satin Nickel	26D Satin Chrome	BLK Black
Passage	990B (brass)	5	☼	-	-	IV58888	IV68714	IV40539	☼	IV00017
Privacy	991B (brass)	5	☼	-	-	IV58896	IV68715	IV40541	☼	IV00018
Passage	990A (aluminum)	10	IV65747	IV65748	IV72051	IV65749	IV72052	-	IV65751	-
Privacy	991A (aluminum)	10	IV65752	IV65753	IV72053	IV65754	IV72054	-	IV65756	-

Retail Pack

Description	Model No.	Case Qty.	3 Polished Brass	5 Antique Brass	15 / 619 Satin Nickel	620 Antique Pewter	643e/716 Aged Bronze
Passage	SC990B	5	IV68126	IV68127	IV68129	IV68130	IV68128
Privacy	SC991B	5	IV68131	IV68132	IV68134	IV68135	IV68133

Pocket Door Bolts

Description	Model No.	Case Qty.	3 Polished Brass	4 Satin Brass	5 Antique Brass	10B Oil-Rbd. Bronze	15 / 619 Satin Nickel	15 / 619 Satin Nickel	26D Satin Chrome
Bolt	42B	5	IV12246	IV22124	IV12247	IV12243	IV33882	IV12244	IV12245



Stone Harbor Hardware Handleset Quick Reference Guide

Interior trim packs are listed with the locks. Look for these colors when searching for the different Stone Harbor Hardware interior trim packs.

- 15 – Fits 10 Series Handlesets (single cylinder)
- 17 – Fits 12 Series Handlesets (single cylinder)

Munich

Boxpack (Less interior pack - fits #17 handleset trims)

Function	Product Code	Case Qty.	4 Satin Brass	11P Vintage Bronze	15 Satin Nickel	19 Matte Black	26 Polished Chrome
● Exterior Handleset (KW1 Keyway)	12MU KW KD	4	HL130012	HL130912	HL130412	HL130712	HL130812
● Exterior Handleset (SC1 Keyway)	12MU SC KD	4	HL130014	HL130914	HL130414	HL130714	HL130814



Vienna w/ Rectangular Rose

Boxpack


6AL RCS (passage, privacy, entry)

4AL RCS (handleset trim)

Function	Product Code	Case Qty.	15 Satin Nickel	19 Matte Black
Passage	30VN RCT	15	HL710430	HL710730
Privacy	40VN RCT	15	HL710440	HL710740
Entry (KW1 Keyway)	50VN RCT KW K3	15	HL710450	HL710750
Entry (SC1 Keyway)	50VN RCT SC K3	15	HL710455	HL710755
Dummy	20 VN RCT	15	HL710420	HL710720
● Handleset Trim Pack	17VN RCT	12	HL710417	HL710717

Vienna w/ Square Rose

Boxpack
6AL RCS (passage, privacy, entry)
4AL RCS (handleset trim)



Privacy levers feature push-button locking in the rosette
Privacy unlocks when the inside lever is rotated

Function	Product Code	Case Qty.	4 Satin Brass	11P Vintage Bronze	15 Satin Nickel	19 Matte Black	26 Polished Chrome
Passage	30VN CS	15	HL700030	HL700930	HL700430	HL700730	HL700830
Privacy	40VN CS	15	HL700040	HL700940	HL700440	HL700740	HL700840
Entry (KW1 Keyway)	50VN CS KW K3	15	HL700050	HL700950	HL700450	HL700750	HL700850
Entry (SC1 Keyway)	50VN CS SC K3	15	HL700055	HL700955	HL700455	HL700755	HL700855
Dummy	20 VN CS	15	HL700020	HL700920	HL700420	HL700720	HL700820
● Handleset Trim Pack	17VN CS	12	HL700017	HL700917	HL700417	HL700717	HL700817

Turin

Boxpack
6AL RCS (passage, privacy)
4AL RCS (handleset trim)



Privacy levers feature push-button locking in the rosette
Privacy unlocks when the inside lever is rotated

Function	Product Code	Case Qty.	4 Satin Brass	15 Satin Nickel	19 Matte Black
Passage	30TR CS	15	HL740030	HL740430	HL740730
Privacy	40TR CS	15	HL740040	HL740440	HL740740
Dummy LH	20TR CS LH	15	HL740020	HL740420	HL740720
Dummy RH	20TR CS RH	15	HL740021	HL740421	HL740721
● Handleset Trim Pack	17TR CS LH	12	HL740017	HL740417	HL740717
● Handleset Trim Pack	17TR CS RH	12	HL740018	HL740418	HL740718

Zurich

Boxpack
6AL RCS (passage, privacy, entry)
4AL RCS (handleset trim)



Privacy levers feature push-button locking in the rosette
Privacy unlocks when the inside lever is rotated

Function	Product Code	Case Qty.	11P Vintage Bronze	15 Satin Nickel	19 Matte Black	26 Polished Chrome
Passage	30ZU CS	15	HL720930	HL720430	HL720730	HL720830
Privacy	40ZU CS	15	HL720940	HL720440	HL720740	HL720840
Entry (KW1 Keyway)	50ZU CS KW K3	15	HL720950	HL720450	HL720750	HL720850
Entry (SC1 Keyway)	50ZU CS SC K3	15	HL720955	HL720455	HL720755	HL720855
Dummy	20ZU CS	15	HL720920	HL720420	HL720720	HL720820
● Handleset Trim Pack	17ZU CS	12	HL720917	HL720417	HL720717	HL720817



Bonn w/ Square Rose

Boxpack
6AL RCS (passage, privacy)
4AL RCS (handleset trim)



Privacy levers feature push-button locking in the rosette
Privacy unlocks when the inside knob is rotated

Function	Product Code	Case Qty.	4 Satin Brass	15 Satin Nickel	19 Matte Black
Passage	30BN CS	15	HL600030	HL600430	HL600730
Privacy	40BN CS	15	HL600040	HL600440	HL600740
Dummy	20BN CS	15	HL600020	HL600420	HL600720
● Handleset Trim Pack	17BN CS	12	HL600017	HL600417	HL600717

Bonn w/ Round Rose

Boxpack
6AL RCS (passage, privacy)
4AL RCS (handleset trim)



Privacy levers feature push-button locking in the rosette
Privacy unlocks when the inside knob is rotated

Function	Product Code	Case Qty.	15 Satin Nickel	19 Matte Black
Passage	30BN CR	15	HL620430	HL620730
Privacy	40BN CR	15	HL620440	HL620740
Dummy	20BN CR	15	HL620420	HL620720
● Handleset Trim Pack	17BN CR	12	HL620417	HL620717



Contemporary Square Deadbolt

Boxpack
4AL RCS

Function	Product Code	Case Qty.	4 Satin Brass	11P Vintage Bronze	15 Satin Nickel	19 Matte Black	26 Polished Chrome
1-Cyl. (KW1 Keyway)	301CS KW	15	HL030001	HL030901	HL030401	HL030701	HL030801
1-Cyl. (SC1 Keyway)	301CS SC	15	HL030003	HL030903	HL030403	HL030703	HL030803



Contemporary Round Deadbolt

Boxpack
4AL RCS

Function	Product Code	Case Qty.	11P Vintage Bronze	15 Satin Nickel	19 Matte Black	26 Polished Chrome
1-Cyl. (KW1 Keyway)	301CR KW	15	HL050901	HL050401	HL050701	HL050801
1-Cyl. (SC1 Keyway)	301CR SC	15	HL050903	HL050403	HL050703	HL050803



Cedar Brook

Boxpack (Less interior pack - Fits #15 handleset trims)

Function	Product Code	Case Qty.	11P Vintage Bronze	15 Satin Nickel
● Exterior Handleset (KW1 Keyway)	10CB KW KD	4	HL110911	HL110411
● Exterior Handleset (SC1 Keyway)	10CB SC KD	4	HL110913	HL110413

Mill Creek

Boxpack (Less interior pack - Fits #15 handleset trims)

Function	Product Code	Case Qty.	11P Vintage Bronze	15 Satin Nickel	19 Matte Black
● Exterior Handleset (KW1 Keyway)	10MC KW KD	4	HL100911	HL100411	HL100711
● Exterior Handleset (SC1 Keyway)	10MC SC KD	4	HL100913	HL100413	HL100713

Retail Pack (Includes interior knob or lever)

Function	Product Code	Case Qty.	11P Vintage Bronze	15 Satin Nickel	19 Matte Black
Mill Creek w/ Beaverton Lever (KW1 Keyway)	10MC/BE KW KD	4	HL100950	HL100450	HL100750
Mill Creek w/ Beaverton Lever (SC1 Keyway)	10MC/BE SC KD	4	HL100951	HL100451	HL100751
Mill Creek w/ Highland Knob (KW1 Keyway)	10MC/HI KW KD	4	HL100920	HL100420	HL100720
Mill Creek w/ Highland Knob (SC1 Keyway)	10MC/HI SC KD	4	HL100921	HL100421	HL100721

Willow Park

Boxpack (Less interior pack - Fits #15 handleset trims)

Function	Product Code	Case Qty.	11P Vintage Bronze	15 Satin Nickel	19 Matte Black
● Exterior Handleset (KW1 Keyway)	10WP KW KD	4	HL120911	HL120411	HL120711
● Exterior Handleset (SC1 Keyway)	10WP SC KD	4	HL120913	HL120413	HL120713

Retail Pack (Includes interior knob or lever)

Function	Product Code	Case Qty.	19 Matte Black
Willow Park w/ Beaverton Lever (KW1 Keyway)	10WP/BE KW KD	4	HL120750
Willow Park w/ Beaverton Lever (SC1 Keyway)	10WP/BE SC KD	4	HL120751
Willow Park w/ Highland Knob (KW1 Keyway)	10WP/HI KW KD	4	HL120720
Willow Park w/ Highland Knob (SC1 Keyway)	10WP/HI SC KD	4	HL120721



Beaverton

Boxpack

6AL RCS (passage, privacy, entry)

4AL RCS (handleset trim)

Function	Product Code	Case Qty.	11P Vintage Bronze	15 Satin Nickel	19 Matte Black
Passage	30BE	20	HL500930	HL500430	HL500730
Privacy	40BE	20	HL500940	HL500440	HL500740
Entry (KW1 Keyway)	50BE KW K4	20	HL500950	HL500450	HL500750
Entry (SC1 Keyway)	50BE SC K4	20	HL500955	HL500455	HL500755
Dummy LH	20BE LH	20	HL500920	HL500420	HL500720
Dummy RH	20BE RH	20	HL500921	HL500421	HL500721
● Handleset Trim LH	15BE LH	12	HL500915	HL500415	HL500715
● Handleset Trim RH	15BE RH	12	HL500916	HL500416	HL500716

Retail Pack

6AL RCS

Function	Product Code	Case Qty.	11P Vintage Bronze	15 Satin Nickel	19 Matte Black
Passage	30BE	6	HL510930	HL510430	HL510730
Privacy	40BE	6	HL510940	HL510440	HL510740
Entry (KW1 Keyway)	50BE KW K6	6	HL510950	HL510450	HL510750
Entry (SC1 Keyway)	50BE SC K6	6	HL510955	HL510455	HL510755

Chatham

Boxpack

6AL RCS (passage, privacy, entry)

4AL RCS (handleset trim)



Function	Product Code	Case Qty.	11P Vintage Bronze
Passage	30CH	20	HL520930
Privacy	40CH	20	HL520940
Dummy LH	20CH LH	20	HL520920
Dummy RH	20CH RH	20	HL520921
● Handleset Trim LH	15CH LH	12	HL520915
● Handleset Trim RH	15CH RH	12	HL520916

WHILE SUPPLIES LAST!



Memphis

Boxpack
6AL RCS (passage, privacy, entry)
4AL RCS (handleset trim)

Function	Product Code	Case Qty.	11P Vintage Bronze	15 Satin Nickel
Passage	30ME	20	HL540930	HL540430
Privacy	40ME	20	HL540940	HL540440
Entry (KW1 Keyway)	50ME KW K4	20	HL540950	HL540450
Entry (SC1 Keyway)	50ME SC K4	20	HL540955	HL540455
Dummy	20ME	20	HL540920	HL540420
● Handleset Trim Pack	15ME	12	HL540915	HL540415



Tucson

Boxpack
6AL RCS (passage, privacy, entry)
4AL RCS (handleset trim)

Function	Product Code	Case Qty.	11P Vintage Bronze	15 Satin Nickel	26D Satin Chrome
Passage	30TN	20	HL560930	HL560430	HL560630
Privacy	40TN	20	HL560940	HL560440	HL560640
Entry (KW1 Keyway)	50TN KW K4	20	HL560950	HL560450	HL560650
Entry (SC1 Keyway)	50TN SC K4	20	-	HL560455	HL560655
Dummy	20TN	20	HL560920	HL560420	HL560620
● Handleset Trim Pack	15TN	12	HL560915	HL560415	-



Ball

Boxpack
6AL RCS (passage, privacy, entry)
4AL RCS (handleset trim)

Function	Product Code	Case Qty.	11P Vintage Bronze	15 Satin Nickel	19 Matte Black
Passage	30BA	30	HL200930	HL200430	HL200730
Privacy	40BA	30	HL200940	HL200440	HL200740
Entry (KW1 Keyway)	50BA KW K3	30	HL200950	HL200450	HL200750
Entry (SC1 Keyway)	50BA SC K3	30	HL200955	HL200455	HL200755
Combo (KW1 Keyway)	80BA KW K3	15	-	HL200481	HL200781
Combo (SC1 Keyway)	80BA SC K3	15	-	HL200482	HL200782
Dummy	20BA	30	HL200920	HL200420	HL200720
● Handleset Trim Pack	15BA	12	HL200915	HL200415	HL200715

NEW!



Highland

Boxpack

6AL RCS (passage, privacy, entry)

4AL RCS (combo pack, handleset trim)

Function	Product Code	Case Qty.	11P Vintage Bronze	15 Satin Nickel	19 Matte Black
Passage	30HI	30	HL220930	HL220430	HL220730
Privacy	40HI	30	HL220940	HL220440	HL220740
Entry (KW1 Keyway)	50HI KW K3	30	HL220950	HL220450	HL220750
Entry (SC1 Keyway)	50HI SC K3	30	HL220955	HL220455	HL220755
Entry (WR5 Keyway)	50HI WS K3	30	-	HL220453	-
Combo (KW1 Keyway)	80HI KW K3	15	HL220981	HL220481	HL220781
Combo (SC1 Keyway)	80HI SC K3	15	HL220982	HL220482	HL220782
Dummy	20HI	30	HL220920	HL220420	HL220720
● Handleset Trim Pack	15HI	12	HL220915	HL220415	HL220715

Retail Pack

6AL RCS (passage, privacy, entry)

4AL RCS (combo pack, handleset trim)

Function	Product Code	Case Qty.	11P Vintage Bronze	15 Satin Nickel	19 Matte Black
Passage	30HI	30	HL230930	HL230430	HL230730
Privacy	40HI	30	HL230940	HL230440	HL230740
Entry (KW1 Keyway)	50HI KW K3	30	HL230950	HL230450	HL230750
Entry (SC1 Keyway)	50HI SC K3	30	HL230955	HL230455	HL230755
Combo (KW1 Keyway)	80HI KW K3	15	HL230981	HL230481	HL230781
Combo (SC1 Keyway)	80HI SC K3	15	HL230982	HL230482	HL230782



Springhill

Boxpack

6AL RCS (passage, privacy, entry)

4AL RCS (handleset trim)

Function	Product Code	Case Qty.	11P Vintage Bronze	15 Satin Nickel
Passage	30SP	30	HL240930	HL240430
Privacy	40SP	30	HL240940	HL240440
Entry (KW1 Keyway)	50SP KW K3	30	HL240950	HL240450
Entry (SC1 Keyway)	50SP SC K3	30	HL240955	HL240455
Dummy	20SP	30	HL240920	HL240420
● Handleset Trim Pack	15SP	12	HL240915	HL240415



Tulip

Boxpack
6AL RCS (passage, privacy, entry)

Function	Product Code	Case Qty.	3 Polished Brass
Passage	30TL	30	HL260130
Privacy	40TL	30	HL260140
Entry (KW1 Keyway)	50TL KW K3	30	HL260150
Entry (SC1 Keyway)	50TL SC K3	30	HL260155
Entry (WR5 Keyway)	50TL WS K3	30	HL260153
Dummy	20TL	30	HL260120



Tulip Pre-Keyed Work Locks

Boxpack
RCAL RCS

Function	Product Code	Case Qty.	32D Satin Stainless Steel
Entry (KW1 Keyway)	50WL KW #55655	30	HL401451
Entry (KW1 Keyway)	50WL KW #65656	30	HL401452
Entry (KW1 Keyway)	50WL KW #76766	30	HL401453
Entry (KW1 Keyway)	50WL KW #55665	30	HL401454
Entry (KW1 Keyway)	50WL KW #65666	30	HL401455
Entry (SC1 Keyway)	50WL SC #89798	30	HL401461
Entry (SC1 Keyway)	50WL SC #99898	30	HL401462
Entry (SC1 Keyway)	50WL SC #77666	30	HL401463
Entry (SC1 Keyway)	50WL SC #98789	30	HL401464
Entry (SC1 Keyway)	50WL SC #97887	30	HL401465
Entry (SC1 Keyway)	50WL SC #54897	30	HL401466



301



302



300

Grade 3 Deadbolts

Boxpack
4AL RCS

Function	Product Code	Case Qty.	3 Polished Brass	11P Vintage Bronze	15 Satin Nickel	19 Matte Black	26 Polished Chrome
1-Cyl. (KW1 Keyway)	301 KW K3	12	HL010101	HL010901	HL010401	HL010701	HL010801
1-Cyl. (SC1 Keyway)	301 SC K3	12	HL010103	HL010903	HL010403	HL010703	HL010803
1-Cyl. (WR5 Keyway)	301 WS K3	12	HL010105	-	HL010405	-	-
2-Cyl. (KW1 Keyway)	302 KW K3	12	-	HL010902	HL010402	-	-
2-Cyl. (SC1 Keyway)	302 SC K3	12	-	HL010904	HL010404	-	-
Single Side	300	12	-	HL010900	HL010400	HL010700	-

Retail Pack
4AL RCS

Function	Product Code	Case Qty.	11P Vintage Bronze	15 Satin Nickel	19 Matte Black
1-Cyl. (KW1 Keyway)	301 KW K6	6	HL020901	HL020401	HL020701
1-Cyl. (SC1 Keyway)	301 SC K6	6	HL020903	HL020403	HL020703

Stone Harbor Hardware Finish Chart



Polished Brass (3)

Vintage Bronze (11P)

Satin Nickel (15)

Matte Black (19)

Polished Chrome (26)

Satin Chrome (26D)



Cylinder Assemblies

For use with Mill Creek, Willow Park, and Cedar Brook handlesets and 301 series deadbolts

For use with Beaverton, Chatham, Memphis, and Tucson levers



Function	Product Code	Case Qty.	3 Polished Brass	11P Vintage Bronze	15 Satin Nickel	19 Matte Black
Highland / Tulip Knob KW1	9307	25	HL930701	HL930709	HL930704	HL930707
Highland / Tulip Knob SC1	9308	25	HL930801	HL930809	HL930804	HL930807
Trad. Deadbolt / Handleset KW1	9310	25	-	HL931009	HL931004	HL931007
Trad. Deadbolt / Handleset SC1	9311	25	-	HL931109	HL931104	HL931107
Traditional Lever KW1	9312	25	-	HL931209	HL931204	HL931207
Traditional Lever SC1	9313	25	-	HL931309	HL931304	HL931307

Handleset Bottom Hole Cover Kit

Fits 1-3/8" to 2-1/4" thick doors
1" diameter



Function	Product Code	Case Qty.	11P Vintage Bronze	15 Satin Nickel	19 Matte Black	26 Polished Chrome
Square Cover	50201	25	50201-11P	50201-15	50201-19	50201-26
Round Cover	50202	25	50202-11P	50202-15	50202-19	50202-26

For use with Beaverton, Chatham, Memphis, and Tucson levers



For use with Bonn, Turin, Vienna, and Zurich locks

Set Screws

Function	Product Code	Case Qty.	Nickel	Dark Bronze
Traditional Levers	-	-	HL9110	HL9111
Contemporary Levers / Knobs	-	-	-	HL9112

Connecting Screws



Function	Product Code	Case Qty.	11P Vintage Bronze	15 Satin Nickel
For Knob / Lever	9401	25	9401-11P	9401-15
For 1-Cyl. Deadbolt	9402	25	9402-11P	9402-15
For Handleset w/ Cap	9403	25	9403-11P	9403-15

Round Pocket Door Locks

Boxpack

Door prep: 2-1/8" bore with 1" x 2-1/4" round corner latch

Fits 1-3/8" to 1-3/4" thick doors



810 /812



811 /813

Function	Product Code	Case Qty.	3 Polished Brass	4 Satin Brass	5 Antique Brass	11P Vintage Bronze	15 Satin Nickel	15A Antique Nickel
Passage (2-3/8" backset)	810	50	810-3	810-4	810-5	810-11P	810-15	810-15A
Privacy (2-3/8" backset)	811	50	811-3	811-4	811-5	811-11P	811-15	811-15A
Passage (2-3/4" backset)	812	50	812-3	812-4	812-5	812-11P	812-15	812-15A
Privacy (2-3/4" backset)	813	50	813-3	813-4	813-5	813-11P	813-15	813-15A

Function	Product Code	Case Qty.	19 Matte Black	26 Polished Chrome	26D Satin Chrome
Passage (2-3/8" backset)	810	50	810-19	810-26	810-26D
Privacy (2-3/8" backset)	811	50	811-19	811-26	811-26D
Passage (2-3/4" backset)	812	50	812-19	812-26	812-26D
Privacy (2-3/4" backset)	813	50	813-19	813-26	813-26D

Retail Pack

Door prep: 2-1/8" bore with 1" x 2-1/4" round corner latch

Fits 1-3/8" to 1-3/4" thick doors

Function	Product Code	Case Qty.	11P Vintage Bronze	15 Satin Nickel	19 Matte Black
Passage (2-3/8" backset)	C810	50	C810-11P	C810-15	C810-19
Privacy (2-3/8" backset)	C811	50	C811-11P	C811-15	C811-19



814 /816



815 /817

Contemporary Square Pocket Door Locks

Boxpack

Door prep: 2-1/8" bore with 1" x 2-1/4" round corner latch

Fits 1-3/8" to 1-3/4" thick doors

Function	Product Code	Case Qty.	4 Satin Brass	11P Vintage Bronze	15 Satin Nickel	19 Matte Black	26 Polished Chrome
Passage (2-3/8" backset)	814	50	814-4	814-11P	814-15	814-19	814-26
Privacy (2-3/8" backset)	815	50	815-4	815-11P	815-15	815-19	815-26
Passage (2-3/4" backset)	816	50	816-4	816-11P	816-15	816-19	816-26
Privacy (2-3/4" backset)	817	50	817-4	817-11P	817-15	817-19	817-26



Premium Square Pocket Door Locks

Retail Pack

Fits 1-3/8" to 1-3/4" thick doors. Measures 2-3/4" tall by 2-1/2" wide

Door cutout measures 2-1/4" tall by 1-3/4" deep

Premium finish coordinates with Stone Harbor Hardware door locks



C824



C825

Function	Product Code	Case Qty.	3 Polished Brass	4 Satin Brass	5 Antique Brass	11P Vintage Bronze	15 Satin Nickel
Passage	C824	6	C824-3	C824-4	C824-5	C824-11P	C824-15
Privacy	C825	6	C825-3	C825-4	C825-5	C825-11P	C825-15

Function	Product Code	Case Qty.	15A Antique Nickel	19 Matte Black	26 Polished Chrome	26D Satin Chrome
Passage	C824	6	C824-15A	C824-19	C824-26	C824-26D
Privacy	C825	6	C825-15A	C825-19	C825-26	C825-26D

Square Pocket Door Locks

Fits 1-3/8" - 1-3/4" thick doors. Measures 2-3/4" tall by 2-1/2" wide

Door cutout measures 2-1/4" tall by 1-3/4" deep

Function	Product Code	Case Qty.	10B Oil-Rbd. Bronze	15 Satin Nickel	19 Matte Black	26 Polished Chrome
Passage	830	10	830-10B	830-15	830-19	830-26
Privacy	831	10	831-10B	831-15	831-19	831-26



830



831

Tall Pocket Door Locks

Fits 1-3/8" thick doors only. Measures 3-1/4" tall by 2-1/4" wide

Door cutout measures 2-3/4" tall by 1-3/4" deep

Premium finish coordinates with Stone Harbor Hardware door locks

Function	Product Code	Case Qty.	11P Vintage Bronze	15 Satin Nickel
Passage	822	10	822-11P	822-15
Privacy	823	10	823-11P	823-15



822



823



SDPA325U



SDLA325U

Door thickness: 1-3/8" - 1-5/8"
Material: Solid Brass



SDAR325U

Door thickness: 1-3/8"
Material: Solid Brass

Tall Pocket Door Locks

Description	Model No.	Case Qty.	3 Polished Brass	5 Antique Brass	10B Oil-Rbd. Bronze	14 Polished Nickel	15 Satin Nickel
Tall Heavy-Duty Passage	SDPA325U	10	DT31820	DT31860	DT31720	DT31730	DT31740
Tall Heavy-Duty Privacy	SDLA325U	10	DT32000	DT32040	DT31900	DT31910	DT31920
Tall Passage for Converging Doors	SDAR325U	10	DT48172	DT48173	DT48165	DT48166	DT48167

Description	Model No.	Case Qty.	15A Antique Nickel	19 Matte Black	26 Polished Chrome	26D Satin Chrome
Tall Heavy-Duty Passage	SDPA325U	10	DT31760	DT31770	DT31780	DT31800
Tall Heavy-Duty Privacy	SDLA325U	10	DT31940	DT31950	DT31960	DT31980
Tall Passage for Converging Doors	SDAR325U	10	DT48168	DT48169	DT48170	DT48171

We offer solutions for hardware showrooms (because we know that sometimes, seeing *is* believing).



We offer a wide selection of hardware from multiple manufacturers, including Baldwin, Deltana, Kwikset, Schlage, Stone Harbor Hardware, and many more. Our extensive product offering makes it easy for you to sell the whole house package to your customer. Need displays or literature for your showroom? We'll work with our vendors to help you outfit your showroom.

Note: Half-round and deadbolt latches are universal between Kwikset, Baldwin Reserve, and Baldwin Prestige. Branding varies as noted. (KW = Kwikset; BP = Baldwin Prestige; BW = Baldwin Reserve)



6-Way Adjustable Latches for Kwikset, Baldwin Reserve, and Baldwin Prestige

Description	3 Polished Brass	5 Antique Brass	11P/112/690 Bronze	15/150 Sat-in Nickel	26/26D/260 Chrome	514/190 Black
Deadlatch / Entry	KW8182501	KW8182502	BP4303309	BP4303304	KW8182506	BW8030407
Plainlatch / Interior	KW8182601	KW8182602	BP4303409	BP4303404	KW8182606	BW8030507
Deadbolt	BW8030601	-	BW8030609	BW8030604	BW8030608	BW8030607
Deadbolt (for 258 only)	-	-	KW830233	KW830231	KW830232	KW830234



Kwikset 6AL Half-Round Latch Kits

Description	Model No.	Case Qty.	3 Polished Brass	5 Antique Brass	11P/690 Dark Bronze	15 Satin Nickel	26 Chrome	514 Matte Black	Not Finish Specific
Deadlatch Service Kit	81844	10	KW818441	KW818442	KW818443	KW818444	KW818448	KW818447	-
Exterior Core	81846	10	-	-	-	-	-	-	KW81846
Exterior Drive-in Collar	81828	10	-	-	-	-	-	-	KW81828
Interior Latch Service Kit	81845	10	KW818451	KW818452	KW818453	KW818454	KW818458	KW818457	-
Interior Core	81847	10	-	-	-	-	-	-	KW81847
Interior Drive-In Collar	81829	10	-	-	-	-	-	-	KW81829
Backplate	81827	10	-	-	-	-	-	-	KW81827



Also fits Kwikset deadbolts (158, 159, 660, 780, 785, 817, and 980)

Adjustable Deadbolt Latches

Description	Model No.	Case Qty.	11P/690 Dark Bronze	15 Satin Nickel	26 Chrome
RCAL (380/385/980/985)	43030	12	BP4303009	BP4303004	-
RCAL UL (782/817/982)	81258	10	☞	☞	KW812588
SCAL UL (782/817/982)	81257	10	KW812573	KW812574	-

Note: Half-round and deadbolt latches are universal between Kwikset, Baldwin Reserve, and Baldwin Prestige. Branding varies as noted.



Fixed Deadbolt Latches

Description	Model No.	Case Qty.	3 Polished Brass	5 Antique Brass	11P/690 Dark Bronze	26D Satin Chrome
5" SCL for 660/665/780/785/980/158/159	82730	1	KW827301	-	-	KW827308
2-3/4" RCL for 663	82732	1	KW827321	KW827322	KW827324	KW827323

Half-Round Latches

Description	Model No.	Case Qty.	3 Polished Brass	5 Antique Brass	11P/690 Dark Bronze	15 Satin Nickel	26 / 26D Chrome	190 / 514 Black
RCAL Entry	82247	1	☼	☼	KW822479	KW822474	☼	☼
5" SCL Entry	83014	1	KW830141	☼	-	-	KW830148	-
2-3/4" WFL UL Entry	84255	1	☼	☼	☼	☼	KW842558	-
2-3/8" NFL UL Entry	84297	1	☼	☼	☼	☼	KW842978	-
2-3/8" WFL UL Entry	84295	1	☼	☼	☼	☼	KW842958	-
2-3/4" WFL UL Interior	84254	1	☼	☼	☼	☼	KW842548	-
2-3/8" WFL UL Interior	84294	1	☼	☼	☼	☼	KW842948	-



83000



38480

Fits contemporary levers (Halifax, Lisbon, Milan, Montreal, and Sydney) plus Kingston and Carson



83518



85321

Fits Kingston and Carson levers

Kwikset Square Drive Latches

Description	Model No.	Case Qty.	15 Satin Nickel	26 Polished Chrome	514 Matte Black	690 Dark Bronze
6AL Entry	83000	10	KW830001	KW830002	KW830004	KW830003
RCAL UL Entry	83518	10	KW835181	KW835182	-	KW835183
6AL Interior	83480	10	KW834801	KW834802	KW834804	KW834803
RCAL UL Interior	83521	10	KW835211	KW835212	-	KW835213

Baldwin Estate Latches

Description	Model No.	Case Qty.	102 Oil-Rbd. Bronze	112 Venetian Bronze	150 / 056 Satin Nickel	190 Satin Black	260 Polished Chrome
2-3/8" Passage Knob	5510 FLS	1	☼	☼	BE90004	BE90007	☼
2-3/8" Privacy Knob	5510 PFLS	1	☼	☼	BE90204	BE90207	☼
2-3/8" Passage Lever	5513 FLS	1	☼	☼	BE91004	BE91007	☼
2-3/8" Privacy Lever	5513 PFLS	1	☼	☼	BE91204	BE91207	☼
2-3/4" Passage Knob	5520 FLS	1	☼	☼	BE92004	BE92007	☼
2-3/4" Privacy Knob	5520 PFLS	1	☼	☼	BE92204	BE92207	☼
2-3/4" Passage Lever	5523 FLS	1	BE93003	BE93009	BE93004	BE93007	BE93008
2-3/4" Privacy Lever	5523 PFLS	1	BE93203	BE93209	BE93204	BE93207	BE93208



16-211



16-210



16-080



16-126



12-287

Latches for F Series & B Series Locks

Description	Model No.	Case Qty.	605 Polished Brass	609 Antique Brass	613 / 716 Bronze	619 Satin Nickel	620 Antique Pewter	622 Matte Black	626 Satin Chrome
F Series Triple Option Entry	16-211	1	SJ96366	SJ96368	SJ96369	SJ96371	SJ96372	SJ96374	SJ96367
F Series Triple Option Interior	16-210	1	SJ96360	SJ96361	SJ96362	SJ96364	SJ96365	SJ96373	SJ96363
F Series Dual Option Interior	16-080	1	SJ96380	SJ96381	SJ96384	SJ96382	SJ96383	☒	SJ96385
F Series 5" Sqr. Corner Entry	16-126	1	SJ96350	☒	SJ96351	SJ96352	☒	☒	☒
B60 / B62 Triple Option	12-287	1	SJ9261	SJ9262	SJ9269	SJ9264	SJ9265	SJ9267	SJ9266



16-255



16-254



16-068

Latches for J Series Locks

Description	Model No.	Case Qty.	605 Polished Brass	609 Antique Brass	613 / 716 Bronze	619 / 630 Nickel
J Series Dual Option Entry	16-255	1	DX9940	DX9941	DX9943	DX9942
J Series Dual Option Interior	16-254	1	DX9930	DX9931	DX9933	DX9932
JD60 / JD62 Triple Option	16-068	1	DX9950	DX9951	DX9953	DX9952



F206-476



A510-878

Parts & Accessories

Description	Model No.	Case Qty.	605 Polished Brass	609 Antique Brass	613/622/716 Brz/Blk	619 Satin Nickel	620 Antique Pewter	625/626 Chrome	Not Finish Specific
F Series Interior Sqr. Cnr. Face	F206-476	50	SJ9370	SJ9371	SJ9372	SJ9373	SJ9374	SJ9375	-
Latch Front Adapter	A501-878	1	-	-	-	-	-	-	SJ9770
Emergency Key	9131	1	-	-	-	-	-	-	HL9131



Latches for FC Series Locks

Description	Model No.	Case Qty.	605 / 608 Brass	619 Satin Nickel	622 / 716 Bronze/Black
FC Series Triple Option Interior	16-601	1	FC91660101	FC91660104	FC91660109



Adjustable Latches


Description	Model No.	Case Qty.	3 Polished Brass	11P Vintage Bronze	15 Satin Nickel	19 Matte Black	26 Polished Chrome
4-Way for Deadbolts	9220	10	9220-3	9220-11P	9220-15	-	-
Drive-In for Deadbolts	9271	10	-	-	9271-15	-	-
6-Way for Traditional Entry	9260	10	9260-3	9260-11P	9260-15	-	-
6-Way for Traditional Interior	9210	10	9210-3	9210-11P	9210-15	-	-
Drive-In for Traditional Interior	9230	10	-	9230-11P	9230-15	-	-
6-Way for Contemporary Entry	9290	10	-	9290-11P	9290-15	9290-19	9290-26
6-Way for Contemporary Interior	9280	10	-	9280-11P	9280-15	9280-19	9280-26



Compatible with Stone Harbor Hardware and Kwikset round pocket door locks

Latches for Round Pocket Door Locks

Description	Model No.	Case Qty.	11P Vintage Bronze	15 Satin Nickel	26D Satin Chrome
Passage (2-3/8" backset)	9250	10	9250-11P	9250-15	9250-26D
Passage (2-3/4" backset)	9252	10	9252-11P	9252-15	9252-26D
Privacy (2-3/8" backset)	9251	10	9251-11P	9251-15	9251-26D
Privacy (2-3/4" backset)	9253	10	9253-11P	9253-15	9253-26D



Strike Plates for Deadbolts

Description	Model No.	Case Qty.	3 Polished Brass	4 Satin Brass	5 Antique Brass	11P Vintage Bronze	15 Satin Nickel
1-1/8" x 2-3/4" Rad. Corner	9506	10	9506-3	9506-4	9506-5	9506-11P	9506-15
1-1/8" x 2-3/4" Sqr. Corner	9507	10	9507-3	-	9507-5	9507-11P	9507-15
1-1/8" x 2-3/4" Sqr. Corner T Strike	9508	10	9508-3	-	9508-5	9508-11P	9508-15
1-1/8" x 2-3/4" Rad. Corner Blank	9512	10	-	-	-	9512-11P	9512-15
1" x 2-1/4" x Rad. Corner	9504	10	9504-3	9504-4	9504-5	9504-11P	9504-15
1" x 2-1/4" Sqr. Corner	9505	10	9505-3	-	9505-5	9505-11P	9505-15
1" x 2-1/4" Rad. Corner Blank	9511	10	-	-	-	9511-11P	9511-15
1-1/4" x 3-5/8" Rad. Corner	53223	10	53223-3	-	53223-5	53223-11P	53223-15
1-7/8" x 3-5/8" Rad. Corner Jamb Saver	53224	10	53224-3	-	53224-5	53224-11P	53224-15
2-1/4" Full Lip Rad. Corner	9503	10	9503-3	9503-4	9503-5	9503-11P	9503-15


Description	Model No.	Case Qty.	15A Antique Nickel	19 Matte Black	26 Polished Chrome	26D Satin Chrome
1-1/8" x 2-3/4" Rad. Corner	9506	10	9506-15A	9506-19	9506-26	9506-26D
1-1/8" x 2-3/4" Sqr. Corner	9507	10	9507-15A	9507-19	9507-26	9507-26D
1-1/8" x 2-3/4" Sqr. Corner T Strike	9508	10	9508-15A	9508-19	9508-26	9508-26D
1-1/8" x 2-3/4" Rad. Corner Blank	9512	10	-	9512-19	9512-26	-
1" x 2-1/4" x Rad. Corner	9504	10	9504-15A	9504-19	9504-26	9504-26D
1" x 2-1/4" Sqr. Corner	9505	10	9505-15A	9505-19	9505-26	9505-26D
1" x 2-1/4" Rad. Corner Blank	9511	10	-	9511-19	9511-26	-
1-1/4" x 3-5/8" Rad. Corner	53223	10	53223-15A	53223-19	53223-26	53223-26D
1-7/8" x 3-5/8" Rad. Corner Jamb Saver	53224	10	-	53224-19	53224-26	53224-26D
2-1/4" Full Lip Rad. Corner	9503	10	9503-15A	9503-19	9503-26	9503-26D



Strike Plates for Locks

Description	Model No.	Case Qty.	3 Polished Brass	4 Satin Brass	5 Antique Brass	11P Vintage Bronze	15 Satin Nickel
2-1/4" Full Lip Rad. Corner	9501	10	9501-3	9501-4	9501-5	9501-11P	9501-15
2-1/4" Full Lip Sqr. Corner	9502	10	9502-3	-	9502-5	9502-11P	9502-15
2-1/4" Full Lip Rad. Corner Blank	9510	10	-	-	-	9510-11P	9510-15

Description	Model No.	Case Qty.	15A Antique Nickel	19 Matte Black	26 Polished Chrome	26D Satin Chrome
2-1/4" Full Lip Rad. Corner	9501	10	9501-15A	9501-19	9501-26	9501-26D
2-1/4" Full Lip Sqr. Corner	9502	10	9502-15A	9502-19	9502-26	9502-26D
2-1/4" Full Lip Rad. Corner Blank	9510	10	-	9510-19	9510-26	-



Note: The width of extended strikes is measured from the center of the screw holes to the end of the lip.



50315

Extended Lip Strikes

Description	Model No.	Case Qty.	3 Polished Brass	5 Antique Brass	10B Oil-Rbd. Bronze	15 Satin Nickel
2-1/4" x 1-1/2" (2" OAL) Rad. Corner	50115	10	50115-3	50115-5	50115-10B	50115-15
2-1/4" x 1-3/4" (2-1/4" OAL) Rad. Corner	50175	10	50175-3	50175-5	50175-10B	50175-15
2-1/4" x 2" (2-1/2" OAL) Rad. Corner	50102	10	50102-3	50102-5	50102-10B	50102-15
2-1/4" x 2-1/2" (3" OAL) Rad. Corner	50125	10	50125-3	50125-5	50125-10B	50125-15
2-1/4" x 3" (3-1/2" OAL) Rad. Corner	50103	10	50103-3	50103-5	50103-10B	50103-15
2-1/4" x 4" (4-1/2" OAL) Rad. Corner	50104	10	50104-3	50104-5	50104-10B	50104-15
2-1/2" x 1-1/2" (2 OAL) Sqr. Corner	50315	10	-	-	50315-10B	50315-15

Description	Model No.	Case Qty.	15A Antique Nickel	19 Matte Black	26 Polished Chrome	26D Satin Chrome
2-1/4" x 1-1/2" (2" OAL) Rad. Corner	50115	10	50115-15A	50115-19	50115-26	50115-26D
2-1/4" x 1-3/4" (2-1/4" OAL) Rad. Corner	50175	10	50175-15A	50175-19	50175-26	50175-26D
2-1/4" x 2" (2-1/2" OAL) Rad. Corner	50102	10	50102-15A	50102-19	50102-26	50102-26D
2-1/4" x 2-1/2" (3" OAL) Rad. Corner	50125	10	50125-15A	50125-19	50125-26	50125-26D
2-1/4" x 3" (3-1/2" OAL) Rad. Corner	50103	10	50103-15A	50103-19	50103-26	50103-26D
2-1/4" x 4" (4-1/2" OAL) Rad. Corner	50104	10	50104-15A	50104-19	50104-26	50104-26D
2-1/2" x 1-1/2" (2 OAL) Sqr. Corner	50315	10	-	-	-	-



9509

Strike Plates for Round Pocket Door Locks

Description	Model No.	Case Qty.	11P Vintage Bronze	15 Satin Nickel
1-1/4" x 2-3/4"	9509	10	9509-11P	9509-15




9601



9602

Strike Screws

Description	Model No.	Case Qty.	11P Vintage Bronze	15 Satin Nickel
#8 x 1-1/2" 10/pk	HL9601	100	HL960109	HL960104
#8 x 2" 10/pk	HL9602	100	HL960209	HL960204



Strike Plates for Locks

Description	Model No.	Case Qty.	3 Polished Brass	5 Antique Brass	11P/690 Dark Bronze	15 Satin Nickel	26 Polished Chrome	514 Matte Black
1-3/4" Full Round	83929	10	KW839291	KW839292	KW839293	KW839294	KW839298	KW839297
2-1/4" Adjustable Rad. Corner	83534	10	KW835341	-	KW835343	KW835344	KW835348	-
2-1/4" Rad. Corner UL	83031	1	☼	☼	☼	☼	KW830316	☼

Strike Plates for Deadbolts

Description	Model No.	Case Qty.	3 Polished Brass	5 Antique Brass	11P/690 Dark Bronze	15 Satin Nickel	26 Polished Chrome	514 Matte Black
2-1/4" Full Lip Sqr. Corner	84638	10	KW846381	KW846382	KW846383	KW846384	KW846388	KW846387
1-1/4" x 3-5/8" Sqr. Corner	83222	10	KW832221	KW832222	KW832223	KW832224	KW832228	☼
2-3/4" x 1-1/8" Rad. Corner	820050	10	KW820051	KW820052	KW820059	KW820054	KW820056	-



81255



81231



81640

Dust & Strike Boxes

Description	Model No.	Case Qty.	Not Finish Specific
for 2-3/4" x 1-1/8" Deadbolts	81255	10	KW81225
for 2-3/4" T-Strikes	81231	10	KW81231
for all Deadbolt Strikes (plastic)	81640	10	KW81640
for 2-1/4" Full Lip Strikes	83288	10	KW83288



10-058



10-094



10-116



B520-283



C603-623



37-016

Strike Plates for Locks

Description	Model No.	Case Qty.	605 Polished Brass	619 Satin Nickel	626 Satin Chrome
1-3/4" Circular Strike	10-058	1	SJ9033	SJ9032	SJ9031

Strike Plates for Deadbolts

Description	Model No.	Case Qty.	605 Polished Brass	609 Antique Brass	613 Aged Bronze	619 Satin Nickel	620 Antique Pewter	626 Satin Chrome
2-3/4" x 1-1/8" Sqr. Corner	10-094	1	SJ9034	SJ90343	SJ90345	SJ90344	SJ90342	SJ90341
2-3/4" x 1-1/8" Rad. Corner	10-116	1	SJ90351	SJ90352	SJ90353	SJ90354	SJ90355	SJ90356

Strike Reinforcers, Dust & Strike Boxes

Description	Model No.	Case Qty.	Not Finish Specific
15/16" Deep for 10-094	B520-283	1	SJ9578
1/2" Deep for 2-3/4" T-Strike	C603-623	1	SJ9579
2-3/4" x 1-1/8" Reinforcer	37-016	1	SJ9605



Blue Thing 2 Door Shipper & Temporary Latch

Description	Model No.	Case Qty.	Blue
Door Shipper & Temporary Latch	01250	10	PP01250



ST-214B-RC



SHF-45



EF-160



EF-161



FS-260

Blank Strikes & Filler Plates

Description	Model No.	Case Qty.	605 Polished Brass	DU Dark Bronze	Brass Tone	CP Polished Chrome	PC Primed
2-1/4" Rad. Corner Blank	ST-214B-RC	10	EL214201	☼	-	-	-
4-1/2" x 1-1/2" Hinge Filler Plate	SHF-45	10	-	-	-	-	EL004500
2-1/4" x 1" Latch Filler Plate	EF-160	10	-	EL016003	EL016001	EL016008	EL016000
2-1/4" x 1-1/8" Latch Filler Plate	EF-161	10	-	EL016103	EL016100	EL016108	EL016100
4-7/8" x 1-1/4" Strike Filler Plate	FS-260	10	-	☼	☼	☼	EL026000

Key Blanks

Kwikset 5-Pin Key Blanks

Description	Model No.	Case Qty.	Not Finish Specific
Kwikset KW1 Blank	81063	50	KW81063
Kwikset Builder's Large Bow KW1 Blank	81695	50	KW81695
Stone Harbor Logo KW1 Blank	9001	50	HL9001
Baldwin Prestige KW1 Blank	41570	25	BP9900
Ilco KW1 Blank - Nickel	KW1-NP-250PK	250	KI9910



Kwikset 6-Pin Key Blanks

Description	Model No.	Case Qty.	Not Finish Specific
Kwikset KW11 Blank	81208	50	KW81208
Kwikset Builder's Large Bow KW11 Blank	83559	1	KW83559
Do Not Duplicate Blank	81693	50	KW81693
Ilco KW11 Blank - Nickel	A1176KT	50	KI9911



Baldwin Key Blanks

Description	Model No.	Case Qty.	Not Finish Specific
Baldwin C Keyway Blank (SC1)	8BR0100-007	1	BW9100



Schlage 5-Pin Key Blanks

Description	Model No.	Case Qty.	Not Finish Specific
Schlage SC1 Blank	35-100	50	SJ9600
Schlage Do Not Duplicate SC1 Blank	35-100 DND	50	SJ9601
Stone Harbor Logo SC1 Blank	9002	50	HL9002
Ilco SC1 Blank - Brass	SC1-BR-250PK	250	KI9920



Schlage 6-Pin Key Blanks

Description	Model No.	Case Qty.	Not Finish Specific
Schlage SC4 Blank	35-101	50	SJ9602
Schlage Do Not Duplicate SC4 Blank	35-101 DND	50	SJ9603
Ilco SC4 Blank	SC4-BR-250PK	250	KI9921



Kwikset Key Pins & Springs

Description	Model No.	Not Finish Specific
#1 Bottom Pin .172 100/pk	3100S1	LB00457
#2 Bottom Pin .195 100/pk	3101S1	LB00458
#3 Bottom Pin .218 100/pk	3103S1	LB00459
#4 Bottom Pin .241 100/pk	3105S1	LB00460
#5 Bottom Pin .264 100/pk	3106S1	LB00461
#6 Bottom Pin .287 100/pk	3107S1	LB00462
#1 Master Pin .023 100/pk	3108S1	LB00463
#2 Master Pin .046 100/pk	3110S1	LB00465
#3 Master Pin .069 100/pk	3112S1	LB00466
#4 Master Pin .092 100/pk	3113S1	LB00467
#5 Master Pin .115 100/pk	3114S1	LB00468
#6 Master Pin .138 100/pk	3125S1	LB00469
Top Pin .180 100/pk	1858S1	LB00470
Top Pin .160 100/pk	3117S1	LB00471
Pin Spring 100/pk	KWKSPGP1	LB00080

Schlage Key Pins & Springs

Description	Model No.	Not Finish Specific
#3 Top Pin 34-103 150/pk	165S4	LB00228
#0 Bottom Pin 34-300 .165 150/pk	5165S4	LB00349
#1 Bottom Pin 34-301 .180 150/pk	5180S4	LB00352
#2 Bottom Pin 34-302 .195 150/pk	5195S4	LB00355
#3 Bottom Pin 34-303 .210 150/pk	5210S4	LB00358
#4 Bottom Pin 34-304 .225 150/pk	5225S4	LB00361
#5 Bottom Pin 34-305 .240 150/pk	5240S4	LB00364
#6 Bottom Pin 34-306 .255 150/pk	5225S4	LB00367
#7 Bottom Pin 34-307 .270 150/pk	5270S4	LB00370
#8 Bottom Pin 34-308 .285 150/pk	5285S4	LB00373
#9 Bottom Pin 34-309 .300 150/pk	5300S4	LB00376
#2 Master Pin 34-202 .030-150/pk	030S43	LB00535
#3 Master Pin 34-203 .045 150/pk	045S43	LB00537
#4 Master Pin 34-204 .060 150/pk	060S43	LB00539
#5 Master Pin 34-205 .075 150/pk	075S43	LB00541
#6 Master Pin 34-206 .090 150/pk	090S43	LB00543
#7 Master Pin 34-207 .105 150/pk	105S43	LB00545
#8 Master Pin 34-208 .120 150/pk	120S43	LB00547
#9 Master Pin 34-209 .135 150/pk	135S43	LB00549
Cap Retaining Pin 100/pk	SCHCAPV1	LB0188212
Cap Spring 100/pk	SP74P1	LB00079
F Series Compressible Spring 100/pk	SPGSCHV1	LB01955



Keying Tools & Accessories

Description	Model No.	Not Finish Specific
Teflon Lube	LLT001	LB00744
Cylinder Cap Removal Tool	LCR005	LB00770
Formed End Tweezer	LZT001	LB00795
Plug Follower Set	LFT005	LB00776
Aluminum Plug Follower Set	LFTSA	LB02866
Vinyl Work Mat	LABMAT	LB01939
Strike Locator	LDS1	LB02868
Door Prep Template	DPT1	LB02869
Curved Shim 25/pk	LSM0V25	LB01780



Key Gauges

Description	Model No.	Not Finish Specific
2-N-1 Schlage/Kwikset	LKGKS	LB01936
6-N-1 Schlage/Kwikset/Medeco/Yale/Master/Sargent	LKG002	LB02878



92360



92720

Keying Kits

Description	Model No.	Not Finish Specific
Builder Key Kit	92360-001	KW92360
Complete Key Kit	92720-001	KW92720



83260



83262



83282




83283

SmartKey Tools

Description	Model No.	Not Finish Specific
Reset Cradle	83260-001	KW83260
Carded Rekey Kit	83262-001	KW83262
Steel Learn Tool	83282-001	KW83282
Plastic Learn Tool	83283-001	KW83283



83395



83382

Key Control Tools

Description	Model No.	Not Finish Specific
KCDB Rotation Tool	83395	KW83392
KCDB Key Blank	83382-002	KW83382



80152



HL9102



80049

Keying Tools & Accessories

Description	Model No.	Not Finish Specific
Knob Plug Retainer Clip 100/pk	84345-001	KW28431
Cylinder Removal Key	87615-001	KW76200
Key Gauge	80049-001	KW80049
Plug Follower	80152-001	KW80152
PK Anti-Pick Top Pin .160 100/pk	80369	KW80369
Regular Anti-Pick Top Pin .180 100/pk	80370	KW80370
Tumbler Springs 100/pk	81777-001	KW81777
PK Balls 100/pk	82208	KW82208
Spring Cover for 6-pin Cylinders 50/pk	83561	KW83561
Deadbolt Plug Retainer E-Clip 100/pk	84215-001	KW84215
Spring Cover for 5-Pin Cylinders 50/pk	85757	KW85757
Knob Control Lug (Locking Bar) 100/pk	87619	KW87619
Cylinder Core Retaining Spring 100/pk	87632	KW87632
Dbt. Control Lug (Locking Bar) 100/pk	87809	KW87809
Cylinder / Clip Removal Tool		HL9102
Privacy Emergency Key		HL9130
Privacy Emergency Key 5/pk	84285-001	KW84285



85624

Installation Tools & Parts

Description	Model No.	Not Finish Specific
Scratch-Proof Bit	85624	KW85624
130WD Wood Door Lock Installation Kit	91300-001	KW91300
138 Installation Kit	91380-001	KW91380

BALDWIN



8471



8472

Keying Kits

Description	Model No.	Not Finish Specific
Small Kit	8471.000	BW9121
Large Kit w/ Master Pins	8472.000	BW9122



Keying Kits

Description	Model No.	Not Finish Specific
Retail Key Kit Metal Case	40-132	SJ9627
Home Secure Key Kit w/ Master Pins	40-133	SJ9632
Basic Key Kit Plastic Case	40-134	SJ9630
Pin Kit Metal Box w/ Check Pins/Springs	40-119	SJ9624
J-Series Master Key Kit	J250-006	DX9900
J-Series Retail Key Kit	J250-007	DX9901

Keying Kits

Description	Model No.	Not Finish Specific
KW1 Kit w/ Master Pins	9150	HL9150
SC1 Kit w/ Master Pins	9151	HL9151

Keying Tools & Accessories

Description	Model No.	Not Finish Specific
Deadbolt Cylinder Cap Removal Tool	9100	HL9100
Plug Follower Tool	9101	HL9101
Cylinder / Clip Removal Tool	9102	HL9102
Keying Pin Tweezers	9103	HL9103
Deadbolt Cylinder Caps 5/pk	9120	HL9120
Deadbolt Cylinder Cap Pins 50/pk	9121	HL9121
Deadbolt Cylinder Cap Springs 100/pk	9122	HL9122
Cylinder Retaining C-Clips 50/pk	9123	HL9123
Top Springs for Top Pins 100/pk	9124	HL9124
Cylinder Spring Covers 50/pk	9126	HL9126

Keying Tools & Accessories

Description	Model No.	Not Finish Specific
Spanner Wrench / C-Clip Removal Tool	J250-029	DX87206
Pin Tumbler Springs 100/pk	C503-113	SJ9721
Removable Cap	R506-452	SJ9741
Tweezers	M204-200	SJ95703
Follower Bar	M540-051	SJ9584
Key Gauge - Pin Tumbler	40-104	SJ9620
Schlage Style Privacy Emergency Key	9131	HL9131
J-Series Plug Follower Tool	J750-029	DX9902
J-Series Cylinder Cap Tool	J750-030	DX9903

Keying Gauges

Description	Model No.	Not Finish Specific
KW1 Precision Key Gauge	9104	HL9104
SC1 Precision Key Gauge	9105	HL9105



Blue Punch Key Machines

Description	Model No.
Kwikset	BP201KW
Schlage Classic	BP201SC



INJIG-KJ

Installation Kits

Description	Model No.
Mortise Jig Installation Kit	INJIG-MORT
Killer Jig Installation Kit	INJIG-KJ



INJIG-100



INJIG-101



INJIG-103

Heavy-Duty Latch & Strike Markers

Description	Model No.
2-3/4" x 1-1/8" Strike Marker	INJIG-100
2-1/4" x 1" Latch Marker	INJIG-101
2-1/4" x 1-1/8" Deadbolt Marker	INJIG-102
2-1/4" x 1" Deadbolt Marker	INJIG-103
2-1/4" x 1-5/8" Lip Strike Marker	INJIG-104
Strike Locator	INJIG-116

Wood Door Cutters

Description	Model No.
1" Mortise Wood Door Cutter	INJIGC-MORT-CWB25
1-1/4" Mortise Wood Door Cutter	INJIGC-MORT-CWB32



KDKW

Key Decoders

Description	Model No.
KW1, SC1, WK1, WE1	KD01
Kwikset	KDKW
Schlage	KDSC



LT371-495



LT370



LT374

Keying Tools & Accessories

Description	Model No.
Single Plug Holder	LT350
Multiple Plug Holder (12 Plugs)	LT350-12
Master Pin Follower	LT370
Follower Set 4/pk	LT371
Small Pin and Peanut Follower	LT371-395
Standard Follower	LT371-495
Rim Cylinder Follower	LT371-500
Large Over Size Follower	LT371-555
Pin Tweezers	LT374



INJIG-118



INJIG-122

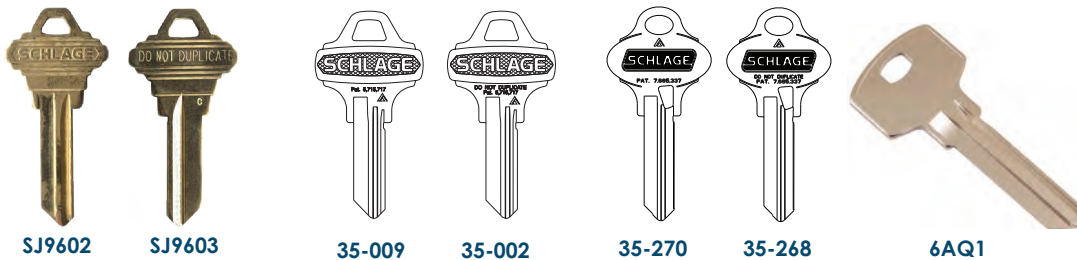


INJIG-124

Bits & Bushings

Description	Model No.
1-1/2" Multi-Spur Bit	INJIG-118
2-1/8" Multi-Spur Bit	INJIG-120
Heavy-Duty Auger Bit	INJIG-122
1-1/2" Bushing	INJIG-124
2-1/8" Bushing	INJIG-126

Commercial Cylinders & Key Blanks



Commercial Key Blanks

Description	Model No.	Not Finish Specific
SC4 6-Pin	35-101	SJ9602
SC4 6-Pin Do Not Duplicate	35-101	SJ9603
Everest C-123	35-009	SJ9640
Everest C-123 Do Not Duplicate	35-002	SJ9641
Everest 29 S123	35-270	SJ9642
Everest 29 Do Not Duplicate	35-268	SJ9643
Stanley SC1 6-Pin	6AQ1SC16	KH29041
Stanley KW1 6-Pin	6AQ1KW16	KH29039



1-1/4" Mortise Cylinders

Description	Model No.	10B Oil-Rbd. Bronze	26D Satin Chrome
Schlage / Von Duprin (C keyway; drilled for 6 pins; pinned w/ 5 pins)	3215	VD0321503	VD0321506
GMS Industries (C keyway; drilled for 6 pins; pinned w/ 5 pins)	GMSM114SC ATA2	GM105197	GM105198
GMS Industries (Everest C-123 keyway; 0-bitted w/ NO KEY)	GMSM114G23AR	GM149188	GM149189

1-1/8" Mortise Cylinders

Description	Model No.	10B Oil-Rbd. Bronze	26D Satin Chrome	29 Black
Hager w/ Dual Cams	3902	HG39020301	HG39020601	-
Ilko w/ Standard / Adams Rite Cams (Schlage C keyway)	7185SC1 KA2	✳	KI71850106	-
Ilko w/ Adams Rite Cam (Schlage C keyway)	7185SC2 KA2	✳	✳	KI71850207
Ilko w/ Standard Cam (Schlage C keyway)	7185SC1 KA2	✳	✳	KI71850107

1-1/8" Rim Cylinders

Description	Model No.	10B / 613 Oil-Rbd. Bronze	26D / 626 Satin Chrome	29 Black
Schlage / Von Duprin (C keyway; drilled for 6 pins; pinned w/ 5 pins)	3216	VD0321603	VD0321606	-
GMS Industries (C keyway; drilled for 6 pins; pinned w/ 5 pins)	GMSR118SC A2	GM105246	GM105247	-
GMS Industries (Everest C-123 keyway; 0-bitted w/ NO KEY)	GMSR118G23	GM149196	GM149197	-
Ilko (Schlage C keyway; 5 pin)	7075SC10 KA2	✳	KI70750106	KI70750107



Rekeyable Rim Cylinder

Description	Model No.	Case Qty.	4 Satin Brass
KW Keyway KD	605KW-04-51	5	KI09395
SC Keyway KD	605SC-04-51	5	KI09396




5 pin tumbler mechanism. Trim plate, mounting plate and screws included. Zinc die cast with brass or aluminum finish.

ND Series Grade 1 Heavy-Duty Cylindrical Levers



- Latch: 2-3/4" backset w/ 1-1/8" x 2-1/4" square face
- Strike: 1-1/4" x 4-7/8" ANSI
- Fits 1-3/4" thick doors
- ADA compliant; listed for 3-hour fire door
- ANSI/BHMA certified A156.2-2011

B600 Series Grade 1 Deadbolts



- Latch: Adjustable backset (2-3/8" or 2-3/4") w/ 1-1/8" x 2-1/4" square face
- Strike: 1-1/8" x 2-3/4" square corner
- Fits 1-5/8" - 2" thick doors
- ADA compliant; listed for 3-hour fire door
- ANSI/BHMA A156.5 Grade 1 certified

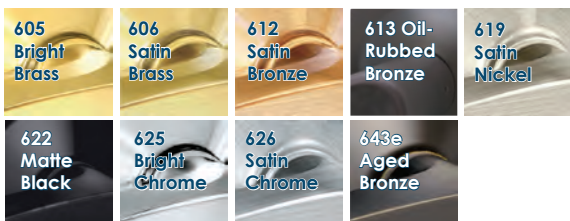
Rhodes

Description	Model No.	Case Qty.	626 Satin Chrome
Passage	ND10SRHO	6	SC5106010
Privacy	ND40SRHO	6	SC5106040
Office / Entry (C keyway) KD	ND50P6DRHO	6	SC5106050
Entry (C keyway) KD	ND53P6DRHO	6	SC5106053
Classroom (C keyway) KD	ND70P6DRHO	6	SC5106070
Storeroom (C keyway) KD	ND80P6DRHO	6	SC5106080
Office / Entry (S123 keyway) KD	ND50P6RHO	6	SC51060250
Entry (S123 keyway) KD	ND53P6RHO	6	SC51060253
Classroom (S123 keyway) KD	ND70P6RHO	6	SC51060270
Storeroom (S123 keyway) KD	ND80P6RHO	6	SC51060280
Entry (less SFIC)	ND53BDRHO	6	SC51060053

660 Deadbolts

Description	Model No.	Case Qty.	626 Satin Chrome
1-Cyl. (C keyway) KD	B660P	20	SC0306060
1-Cyl. (S123 keyway) KD	B660P6	20	SC03060260
1-Cyl. (less SFIC)	B660B	20	SC03060060

Additional styles and finishes available by special order. Contact our commercial department for details.



Schlage ND Series Functions

ND50 Entrance/office lock

Push-button locking. Push-button locks outside lever until unlocked with key or by turning inside lever. Inside lever is always free for immediate egress.

ND53 Entrance lock

Turn/push-button locking; pushing and turning button locks outside lever, requiring use of key until button is manually unlocked. Push-button locking; pushing button locks outside lever until unlocked by key or by turning inside lever. Inside lever is always free for immediate egress.

ND70 Classroom lock

Outside lever locked and unlocked by key. Inside lever always unlocked for immediate egress.


ND80 Storeroom lock

Outside lever fixed. Entrance by key only. Inside lever always unlocked for immediate egress.


ALX Series Grade 2 Heavy-Duty Cylindrical Commercial Levers



Athens



Rhodes



Saturn

- Latch: 2-3/4" backset w/ 1-1/8" x 2-1/4" square face
- Strike: 1-1/4" x 4-7/8" ANSI
- Fits 1-3/8" - 1-3/4" thick doors
- ANSI/BHMA Certified A156.2-2011
- UL Listed for 3-hour fire door; ADA compliant

- Field selectable Vandlgard® feature available on 40, 44, 50, 53, 70, and 80 functions. Vandlgard® trim is specifically designed for highly abusive environments. The outside lever rotates freely up and down when locked, limiting the ability of vandals to apply excessive force to the chassis.

Saturn

Description	Model No.	Case Qty.	619 Satin Nickel	626 Satin Chrome	643e Aged Bronze
Dummy	ALX170SAT	6	SC31040001	SC31060001	SC31090001
Passage	ALX10SAT	6	SC31040010	SC31060010	SC31090010
Privacy	ALX40SAT	6	SC31040040	SC31060040	SC31090040
Office / Entry (C keyway) KD	ALX50P6SAT	6	SC31040150	SC31060150	SC31090150
Entry (C keyway) KD	ALX53P6SAT	6	SC31040153	SC31060153	SC31090153
Classroom (C keyway) KD	ALX70P6SAT	6	SC31040170	SC31060170	SC31090170
Storeroom (C keyway) KD	ALX80P6SAT	6	SC31040180	SC31060180	SC31090180

Athens

Description	Model No.	Case Qty.	626 Satin Chrome
Dummy	ALX170ATH	6	SC33060001
Passage	ALX10ATH	6	SC33060010
Privacy	ALX40ATH	6	SC33060040
Office / Entry (S123 keyway) KD	ALX50P6ATH	6	SC33060250
Entry (S123 keyway) KD	ALX53P6ATH	6	SC33060253
Classroom (S123 keyway) KD	ALX70P6ATH	6	SC33060270
Storeroom (S123 keyway) KD	ALX80P6ATH	6	SC33060280

Rhodes

Description	Model No.	Case Qty.	626 Satin Chrome
Dummy	ALX170RHO	6	SC32060001
Passage	ALX10RHO	6	SC32060010
Privacy	ALX40RHO	6	SC32060040
Office / Entry (S123 keyway) KD	ALX50P6RHO	6	SC32060250
Entry (S123 keyway) KD	ALX53P6RHO	6	SC32060253
Classroom (S123 keyway) KD	ALX70P6RHO	6	SC32060270
Storeroom (S123 keyway) KD	ALX80P6RHO	6	SC32060280
Entry (less SFIC)	ALX53BRHO	6	SC32060053

ALX Series Parts & Accessories

Description	Model No.	Case Qty.	626 Satin Chrome	643e Aged Bronze	Not Finish Specific
2-3/8" Spring Latch	47273620	1	SC91063818	SC91093818	-
2-3/8" Dead Latch	47273623	1	SC92063818	SC92093818	-
5" Backset Extension for 2-3/4"	43-005	1	-	-	SC9943005
C cylinder for ALX 50/53/80	CYL.21-020-5	1	-	-	SC97366

Additional styles and finishes available by special order. Contact your Jeske account manager for details.



Boardwalk



Broadway



Latitude



Longitude



Omega



Sparta



Tubular

B500 Series Grade 2 Commercial Deadbolts



- B560 Latch: Adjustable backset (2-3/8" or 2-3/4") with 1" x 2-1/4" square face
- B560 Strike: 1-1/8" x 2-3/4" square corner

- B560 is UL listed for 3-hour fire door
- B571 Latch: Six-way adjustable backset (2-3/8" or 2-3/4")
- B571 Strike: 1-1/8" x 2-3/4" square corner

Deadbolts

Description	Model No.	Case Qty.	619 Satin Nickel	626 Satin Chrome	643e Aged Bronze
B560 1-Cyl. (C keyway) KD	B560 P6 F	20	SC01040160	SC0106060	SC0109060
B560 1-Cyl. (S123 keyway) KD	B560 P6 F	20	☼	SC01060260	☼
B5601-Cyl. (Less SFIC)	B560 B F	20	☼	SC01060060	☼
B571 Indicator	B571	20	SC0104071	SC0106071	SC0109071

B500 / B600 Series Parts & Accessories

Description	Model No.	Case Qty.	605 Polished Brass	619 Satin Nickel	613 / 716 Aged Bronze	626 Satin Chrome
5" Square Face	12-633	1	SJ9251	SJ9252	SJ9253	☼
2-1/8" Door Adapter	38-031	1	SJ9754	☼	☼	SJ9755



F Series Grade 2 Tubular Light-Duty Commercial Locks



Elan



Orbit



Plymouth



FE595 Keypad

- Knob & Lever Latches: Adjustable w/ 1" x 2-1/4" square face
- Knob & Lever Strikes: 1-1/8" x 2-3/4" t-strike
- 3-hour UL listed
- Elan is ADA compliant

- Keypad Latch: Adjustable w/ round and square corner faces
- Keypad Strike: Round corner and square corner full lip
- Passage (F10) or storeroom (F80) functionality
- Fits standard door prep

Elan

Retail Pack

Description	Model No.	Case Qty.	626 Satin Chrome
Passage	F10CSVELA	4	SJ5206810
Privacy	F40CSVELA	4	SJ5206840
Entry K4	F51CSVELA	4	SJ5206851
Storeroom K4	F80CSVELA	4	SJ5206880

Box Pack

Description	Model No.	Case Qty.	626 Satin Chrome
Entry K4	F51ACFELA	4	SJ5206751
Storeroom K4	F80CFELA	4	SJ5206780

FE595 Keypad Lever

Box Pack

Description	Model No.	Case Qty.	626 Satin Chrome
Plymouth / Elan	FE595PLY/ELA	1	SJ89000

Plymouth

Retail Pack

Description	Model No.	Case Qty.	626 Satin Chrome
Passage	F10CSVPLY	4	SJ3306810
Privacy	F40CSVPLY	4	SJ3306840
Entry K4	F51CSVPLY	4	SJ3306851

Box Pack

Description	Model No.	Case Qty.	626 Satin Chrome
Entry K4	F51ACFPLY	4	SJ3306751
Storeroom K4	F80CFPLY	4	SJ3306780

Orbit

Retail Pack

Description	Model No.	Case Qty.	626 Satin Chrome
Passage	F10CSVORB	4	SJ3206810
Privacy	F40CSVORB	4	SJ3206840
Entry K4	F51CSVORB	4	SJ3206851
Storeroom K4	F80CSVORB	4	SJ3206880



UL-Rated Grade 1 Deadbolts

Retail Pack

Description	Model No.	Case Qty.	626 Satin Chrome
1-Cyl. K4	B60CSV	4	SJ0106860

Box Pack

Description	Model No.	Case Qty.	626 Satin Chrome	716 Aged Bronze
1-Cyl. K4	B60F	4	SJ0106760	SJ0109760

C1000 Series Grade 1 Cylindrical Levers



- Latch: 2 3/4" backset with 1-1/8" x 2-1/4" square face
- Strike: 1-1/4" x 4-7/8" ANSI curved lip strike
- Keyway: 6-pin Schlage C

- Grade 1, UL listed 3 hour
- Fits 1-3/8" to 2" thick doors

Curved

Description	Model No.	613 Oil-Rbd. Bronze	626 Satin Chrome
Passage	C1000-PASS-C	DC53472	DC53471
Privacy	C1000-PRIV-C	DC53476	DC53475
Entry Clutching KD	C1000-ENTR-C	DC53484	DC53483
Classroom Clutching KD	C1000-CLRM-C	DC53492	DC53491
Storeroom Clutching KD	C1000-STRM-C	DC53508	DC53507

Regular

Description	Model No.	613 Oil-Rbd. Bronze	626 Satin Chrome
Passage	C1000-PASS-R	DC53470	DC53469
Privacy	C1000-PRIV-R	DC53474	DC53473
Entry Clutching KD	C1000-ENTR-R	DC53480	DC53479
Classroom Clutching KD	C1000-CLRM-R	DC53488	DC53487
Storeroom Clutching KD	C1000-STRM-R	DC53504	DC53503
Asylum Clutching KD	C1000-ASYL-R	-	DC53477

Replacement Latches for C1000 Series

Description	Model No.	630 Satin Stainless Steel
2-3/8" Spring Latch	C1000-SL	DC53803
2-3/8" Dead Latch	C1000-DL	DC53804

DB1000 Series Grade 1 Deadbolts



- Latch: 2-3/8" - 2 3/4" adjustable backset with 1-1/8" x 2-1/4" square face
- Strike: 1-1/8" x 2-3/4" square corner lipless strike
- Keyway: 6-pin Schlage C
- Grade 1, UL listed 3 hour
- Fits 1-3/8" to 1-7/8" thick doors

DB2000 Series Grade 2 Deadbolts



- Latch: 2-3/8" - 2 3/4" adjustable backset with 1-1/8" x 2-1/4" square face
- Strike: 1-1/8" x 2-3/4" square corner lipless strike
- Keyway: 6-pin Schlage C
- Grade 2, UL listed 3 hour
- Fits 1-3/8" - 1-3/4" thick doors

Description	Model No.	613 Oil-Rbd. Bronze	626 Satin Chrome
1-Cyl. KD	DB1000-SCT	DC53566	DC53565
2-Cyl. KD	DB1000-DCT	DC53570	DC53569

Description	Model No.	613 Oil-Rbd. Bronze	626 Satin Chrome
1-Cyl. KD	DB2000-SCT	DC53574	DC53573
2-Cyl. KD	DB2000-DCT	DC53578	DC53577

C2000 Series Grade 2 Cylindrical Levers



- Latch: 2 3/4" backset with 1-1/8" x 2-1/4" square face
- Strike: 1-1/4" x 4-7/8" ANSI curved lip strike
- Keyway: 6-pin Schlage C

- Grade 2, UL listed 3 hour
- Fits 1-3/8" to 1-3/4" thick doors

Curved

Description	Model No.	613 Oil-Rbd. Bronze	626 Satin Chrome
Dummy	C2000-SDUM-C	DC53514	DC53513
Passage	C2000-PASS-C	DC53520	DC53519
Privacy	C2000-PRIV-C	DC53526	DC53525
Entry Clutching KD	C2000-CL-ENTR-C	DC64295	DC64294
Classroom KD	C2000-CLRM-C	DC53546	DC53545
Storeroom KD	C2000-STRM-C	DC53557	DC64309

Replacement Latches for C2000 Series

Description	Model No.	630 Satin Stainless Steel
2-3/8" Spring Latch	C2000-SL	DC53808
2-3/8" Dead Latch	C2000-DL	DC53809

Regular

Description	Model No.	613 Oil-Rbd. Bronze	626 Satin Chrome
Dummy	C2000-SDUM-R	DC53512	DC53511
Passage	C2000-PASS-R	DC53518	DC53517
Privacy	C2000-PRIV-R	DC53524	DC53523
Entry KD	C2000-ENTR-R	⊕	DC53529
Entry Clutching KD	C2000-CL-ENTR-R	DC64291	DC64290
Classroom KD	C2000-CLRM-R	DC53542	DC53541
Classroom Clutching KD	C2000-CL-CLRM-R	⊕	DC64298
Storeroom KD	C2000-STRM-R	DC53554	DC53553
Storeroom Clutching KD	C2000-CL-STRM-R	⊕	DC64306

QCL200 Grade 2 Cylindrical Levers



- Latch: 2-3/4" w/ 1-1/8" x 2-1/4" square faceplate
- Strike: 4-7/8" ANSI
- Keyway: SC (other keyways available via special order)
- Fits 1-3/8" - 2" thick doors
- Tested to meet Grade 2 specification of 400,000 cycles

- Thru-bolt design and heavy-duty spring tension provides longer performance life and prevents lever sag
- Standard clutching mechanism provides resistance to damage caused by physical force


Sierra

Description	Model No.	Case Qty.	613 Oil-Rbd. Bronze	619 Satin Nickel	626 Satin Chrome
Dummy	QCL220E	12	KH213220	KH214220	KH216220
Passage	QCL230E	6	KH213230	KH214230	KH216230
Communicating	QCL235E	6	☼	☼	KH216235
Privacy	QCL240E	6	KH213240	KH214240	KH216240
Entry KD	QCL250E	6	KH213250	KH214250	KH216250
Classroom KD	QCL260E	6	KH213260	KH214260	KH216260
Storeroom KD	QCL270E	6	KH213270	KH214270	KH216270

Summit

Description	Model No.	Case Qty.	626 Satin Chrome
Dummy	QCL220M	12	KH206220
Passage	QCL230M	6	KH206230
Communicating	QCL235M	6	KH206235
Privacy	QCL240M	6	KH206240
Entry KD	QCL250M	6	KH206250
Classroom KD	QCL260M	6	KH206260
Storeroom KD	QCL270M	6	KH206270

Slate Lever



Additional finishes and lever styles are available via special order. Contact your Jeske account manager for details.



8Q00187



8Q00230



8Q00189



6EQ36KW2



8Q00075

QCL200 Parts & Accessories

Description	Model No.	Case Qty.	613 Oil-Rbd. Bronze	619/626 Nickel / Chrome	Not Finish Specific
2-3/4" Deadlatch w/ 1-1/8" x 2-1/4" Sqr. Cor.	8Q00187	1	KH291873	KH291876	-
2-3/4" Deadlatch w/ 1" x 2-1/4" Rnd. Cor.	8Q00230	1	☼	KH292306	-
2-3/8" Deadlatch w/ 1-1/8" x 2-1/4" Sqr. Cor.	8Q00189	1	KH291893	KH291896	-
KW Cylinder for Office / Entry / Storeroom	6EQL6KW2	1	☼	KH290076	-
SC Cylinder for Office / Entry / Storeroom	6EQL6SC2	1	☼	KH290096	-
KW Cylinder for Classroom	6EQL6KW2	1	☼	KH290106	-
QCL Installation Jig	8Q00075	1	-	-	KH29075

QTL200 Grade 2 Tubular Levers



- Latch: Adjustable w/ 1" x 2-1/4" square faceplate
- Strike: Full lip radius corner
- Keyway: SC (other keyways available via special order)
- Fits 1-3/8" - 1-3/4" thick doors
- Tested to meet Grade 2 specification of 400,000 cycles

- Heavy-duty spring tension provide longer performance life and prevent lever sag
- "Anti-Lockout" feature: Entry function has a free interior. If the door is locked from the inside, it will unlock with the push of the interior side of the lever only or the turn of the button


Sierra

Description	Model No.	Case Qty.	613 Oil-Rbd. Bronze	619 Satin Nickel	626 Satin Chrome
Dummy	QTL220E	12	KH223220	KH224220	KH226220
Passage	QTL230E	10	KH223230	KH224230	KH226230
Privacy	QTL240E	10	KH223240	KH224240	KH226240
Entry KD	QTL250E	10	KH223250	KH224250	KH226250
Classroom KD	QTL260E	10	KH223260	KH224260	KH226260
Storeroom KD	QTL270E	10	KH223270	KH224270	KH226270

Summit

Description	Model No.	Case Qty.	626 Satin Chrome
Dummy	QTL220M	12	KH236220
Passage	QTL230M	10	KH236230
Privacy	QTL240M	10	KH236240
Entry KD	QTL250M	10	KH236250
Classroom KD	QTL260M	10	KH236260
Storeroom KD	QTL270M	10	KH236270

Slate Lever



Additional finishes and lever styles are available via special order. Contact your Jeske account manager for details.



8Q00162



8Q00204



8Q00063



6EQL6KW2

QTL200 Parts & Accessories

Description	Model No.	Case Qty.	613 Oil-Rbd. Bronze	619/626 Nickel / Chrome
1" x 2-1/4" Adjustable Sqr. Cor. Deadlatch	8Q00162	1	KH291623	KH291626
1" x 2-1/4" Adjustable Rnd. Cor. Deadlatch	8Q00204	1	KH292043	KH292046
QTL Thick Door Kit (up to 2")	8Q00063	1	KH290633	KH290636
KW Cylinder for Entry/Classroom/Storeroom	6EQL6KW2	1	☼	KH290136
SC Cylinder for Entry/Classroom/Storeroom	6EQL6SC2	1	☼	KH290156

QDB200 Grade 2 Deadbolts



- Latch: 2-3/4" w/ 1-1/8" x 2-1/4" square faceplate
- Strike: 1-1/8" x 2-3/4"
- Keyway: SC (other keyways available via special order)
- Fits 1-3/8" - 2" thick doors
- ADA thumbturn
- Tested to meet Grade 2 specification of 150,000 cycles

QCI200 Interconnects



- Latch: 2-3/4" w/ 1-1/8" x 2-3/4" square faceplate
- Strike: 2-3/4" t-strike
- Keyway: SC (other keyways available via special order)
- Fits 1-3/8" - 1-3/4" thick doors
- 4" centers (commercial door prep)
- Tested to meet Grade 2 specification of 400,000 cycles

Sierra

Description	Model No.	Case Qty.	613 Oil-Rbd. Bronze	619 Satin Nickel	626 Satin Chrome
1-Cyl.	QDB280	12	KH253280	KH254280	KH256280

Description	Model No.	Case Qty.	626 Satin Chrome
Passage	QCI230E	6	KH306230



8Q00168



8Q00170



8Q00237



6EQD6KW2



8Q00081



8Q00084

QDB200 Parts & Accessories

Description	Model No.	Case Qty.	613 Oil-Rbd. Bronze	619/626 Nickel / Chrome	Not Finish Specific
2-3/8" Latch w/ 1-1/8" x 2-1/4" Sqr. Cor.	8Q00168	1	KH291683	KH291686	-
2-3/8" Latch w/ 1" x 2-1/4" Sqr. Cor.	8Q00235	1	☼	KH292356	-
2-3/4" Latch w/ 1-1/8" x 2-1/4" Sqr. Cor.	8Q00170	1	KH291703	KH291706	-
2-3/4" Latch w/ 1" x 2-1/4" Sqr. Cor.	8Q00237	1	KH292373	KH292376	-
KW Cylinder	6EQD6KW2	1	☼	KH290166	-
SC Cylinder	6EQD6SC2	1	☼	KH290186	-
Thick Door Kit (up to 2-1/4")	8Q00081	1	KH290813	KH290816	-
Thick Door Tailpiece / Washer (up to 2-1/4")	8Q00084	1	-	-	KH29084



8Q00164



8Q00165



8Q00166



8Q00240



8Q00241



8Q00161

Strikes

Description	Model No.	Case Qty.	605 Polished Brass	613 Oil-Rbd. Bronze	619/626 Nickel / Chrome	Not Finish Specific
2-3/4" x 1-1/8" DQB Strike & Reinforcer	8Q00164	1	KH291641	KH291643	KH291646	-
2-3/4" x 1-1/8" QCL / QTL T-Strike	8Q00165	1	KH291651	KH291653	KH291656	-
4-7/8" x 1-1/4" ANSI / ASA Strike	8Q00166	1	KH291661	KH291663	KH291666	-
2-1/4" QCL / QTL Sqr. Corner Full Lip Strike	8Q00240	1	KH293301	KH293303	KH293306	-
2-1/4" QCL / QTL Rnd. Corner Full Lip Strike	8Q00241	1	KH293311	KH293313	KH293316	-
QDB200 Plastic Strike Box	8Q00161	1	-	-	-	KH291611

Kwikset

Grade 2 Locks



Kingston

- Grade 2; 3-hour UL listed; ADA compliant
- Latch: Round corner adjustable latch
- Strike: 2-1/4" round corner
- Push button privacy locking

Kingston

Description	Model No.	11P Venetian Bronze	15 Satin Nickel	26D Satin Chrome
Passage	721KNL	KW5509020	KW5504020	KW5506020
Privacy	733KNL	KW5509030	KW5504030	KW5506030
Entry (SMT)	756KNL SMT K4	KW5509041	KW5504041	KW5506041
Entry (P&T)	756KNL K4	KW5509040	KW5504040	KW5506040
Storeroom (SMT)	781KNL SMT K4	KW5509047	KW5504047	KW5506047
Storeroom (P&T)	781KNL K4	KW5509046	KW5504046	KW5506046
Dummy	788KNL	KW5509010	KW5504010	KW5506010



Hancock

- Grade 2; 3-hour UL listed
- Latch: 2-3/4" backset with 1" x 2-1/4" square face
- Strike: 1-1/8" x 2-3/4" square corner

Hancock

Description	Model No.	26D Satin Chrome
Passage	725H	KW32540
Privacy	735H	KW32541
Entry	745H K3	KW32542
Entry (free inside)	746H K3	KW32543
Storeroom	755H K3	KW32545

Grade 3 Locks



Carson

- Grade 3; 3-hour UL listed; ADA compliant
- Latch: Round corner adjustable latch
- Strike: 2-1/4" round corner

- Push button privacy locking

Carson

Description	Model No.	11P Venetian Bronze	15 Satin Nickel	26D Satin Chrome
Passage	407CNL	KW6209020	KW6204020	KW6206020
Privacy	408CNL	KW6209030	KW6204030	KW6206030
Entry (SMT)	438CNL SMT K4	KW6209041	KW6204041	KW6206041
Entry (P&T)	438CNL K4	KW6209040	KW6204040	KW6206040
Storeroom (SMT)	439CNL SMT K4	KW6209047	KW6204047	KW6206047
Storeroom (P&T)	439CNL KD	KW6209046	KW6204046	KW6206046
Dummy	488CNL	KW6209010	KW6204010	KW6206010

Kwikset

UL-Rated Deadbolts



782 Single Cylinder



Key Control

- Grade 3; 3-hour UL listed
- Latch: Adjustable latch w/ 1" x 2-1/4" square face
- Strike: 1-1/8" x 2-3/4" square corner

- Fits 1-3/4" thick doors
- Top concealed cylinder provides one-key control for property manager; rekey the lock without removing it from the door

Description	Model No.	11P Venetian Bronze	15 Satin Nickel	26D Satin Chrome
1-Cyl. (P&T)	782 UL K3	KW4609070	KW4604070	KW4606070
Key Control (SMT)	817 UL KD	KW68172	KW68173	KW68174

Kwikset KEY CONTROL DEADBOLT

SMARTKEY
REKEY TECHNOLOGY

*Cylinder cover removed to show both cylinders

PROVIDING ONE-KEY CONTROL FOR MULTI-FAMILY APPLICATIONS

- Top concealed cylinder provides one-key control for the property manager.
- Lower exposed cylinder allows unique user keys for the tenant.
- Re-key your User or Key Control cylinders at any time in seconds.

HOW TO USE THE KEY CONTROL DEADBOLT

- 1 Insert the SmartKey tool into the slot below the cylinder.
- 2 Rotate cover clockwise to expose the Key Control cylinder.
- 3 Access to Key Control cylinder. Use tool to rotate counter clockwise back to user cylinder.



ALARM LOCK

- Grade 1 standalone digital cylindrical door lock
- Backset: 2-3/4" standard. 2-3/8" available via special order
- Strike: 1-1/8" x 2-3/4" t-strike & 1-1/4" x 4-7/8" ASA strike
- Fits 1-3/4" thick doors
- Door Prep: Standard ANSI 161 series prep; modified by adding additional thru-bolt holes

- Up to 100 three to six digit codes
- Latchbolt: UL listed, 3-hour fire-rated, 1/2" throw, solid brass, deadlocking
- ADA-compliant levers feature clutch mechanism for longer life

Trilogy Standalone Digital Locks


Description	Model No.	26D Satin Chrome
T2 Outdoor Lock	DL2700WP	AL27002
T2 Indoor Lock	DL2700	AL27001

3500 Series Grade 2 Cylindrical Locks



- Latch: 2-3/4" backset w/ 1-1/8" x 2-1/4" square corner faceplate
- Strike: ASA strike
- Keyway: Schlage C
- Fits 1-3/8" - 2" thick doors
- 3-11/32" rose diameter
- BHMA Certified ANSI A156.2, Series 4000, Grade 2
- ADA Compliant ANSI A117.1 Accessibility Code

3200 Series Grade 2 Deadbolts



- BHMA Certified ANSI A156.5 Grade 2
- UL/cUL Listed for all functions up to 3 hours for "A" label single doors
- Latch: 2-3/4" backsets w/ 1-1/8" x 2-1/4" square corner face
- Keyway: Schlage C
- Fits 1-3/8" - 1-3/4" thick doors
- ADA thumbturn

Withnell

Description	Model No.	Case Qty.	10B Oil-Rbd. Bronze	26D Satin Chrome
Passage	3510 SC WTN	6	HG00262	HG00256
Privacy	3540 SC WTN	6	HG00254	HG00247
Entry KD	3553 SC WTN	6	HG00096	HG00091
Classroom KD	3570 SC WTN	6	HG00129	HG00097
Storeroom KD	3580 SC WTN	6	HG00160	HG00143

3200 Series

Description	Model No.	Case Qty.	10B Oil-Rbd. Bronze	26D Satin Chrome
1-Cyl. KD	3215 SC	12	HG12652	HG98341

3600 Series Grade 2 Tubular Locks



- Latch: 2-3/8" - 2-3/4" adjustable backset with 1" x 2-1/4" square corner faceplate BHMA Certified ANSI A156.2, Series 4000, Grade 2
- Keyway: Schlage C
- Fits 1 3/8" - 1 3/4" thick doors
- 2-15/16" rose diameter

- ADA Compliant ANSI A117.1 Accessibility Code
- UL/cUL Listed for all functions up to 3 hours for "A" label single doors
- Deadlocking latchbolt prevents manipulation when door is closed; keyed functions only

Withnell

Description	Model No.	Case Qty.	10B Oil-Rbd. Bronze	26D Satin Chrome
Passage	3610 WTN	6	HG92403	HG92410
Privacy	3640 WTN	6	HG92424	HG92430
Entry KD	3653 WTN	6	HG92452	HG92449
Classroom KD	3670 WTN	6	HG27296	HG27284
Storeroom KD	3680 WTN	6	HG27302	HG27290



4600 Series Grade 2 Cylindrical Locks



Augusta

- NSI/BHMA: A156.2, Series 4000 Grade 2
- UL-cUL: UL-cUL fire rated up to 3 hours
- Backset: 2-3/4" standard with 1-1/8" x 2-1/4" face; 2-3/8" to order
- Latchbolt: 1/2" stainless steel throw
- Keyway: SC1

Augusta

Description	Model No.	Case Qty.	Satin Chrome	Black Suede
Passage	AU4601LN	10	YC10060001	YC10070001
Privacy	AU4602LN	10	YC10060002	YC10070002
Entry KD	AU4605LN	10	YC10061007	YC10071007
Storeroom KD	AU4607LN	10	YC10061005	YC10071005
Classroom KD	AU4608LN	10	YC10061008	YC10071008
Dummy	AU4655LN	10	YC10060055	YC10070055



TB

- Door Thickness: Adjustable from 1-3/8" to 1-3/4"
- Reversibility: Non-handed
- Strike: 1-1/4" curved lip for 1-3/4" door standard
- Warranty: 3-year mechanical

Reflection TB

Description	Model No.	Case Qty.	Satin Chrome	Black Suede
Passage	TB4601LN	10	YC15060001	YC15070001
Privacy	TB4602LN	10	YC15060002	YC15070002
Entry KD	TB4605LN	10	YC15061005	YC15071005
Storeroom KD	TB4607LN	10	YC15061007	YC15071007
Classroom KD	TB4608LN	10	YC15061008	YC15071008
Dummy	TB4655LN	10	YC15060055	YC15070055

YPL Series Cylindrical Indicator Locks

- ANSI/BHMA Certified Grade 1
- UL/cUL listed for 3 hour doors
- Backset: 2-3/4" with 1-1/8" x 2-1/4" face
- Door Thickness: 1-3/4" thick doors
- ADA compliant
- Reversibility: Non-handed
- Strike: 4-7/8" ANSI



Augusta

Description	Model No.	Case Qty.	Satin Chrome
Privacy	YPL02 693A	6	YC20060092

D Series Grade 2 Deadbolts



- ANSI/BHMA Certified Grade 2
- Latch: 2-3/4" backset with 1-1/8" x 2-1/4" face
- Keyway: SC1
- 1" throw solid steel deadbolt with hardened, free spinning steel pin insert

D200 Series

Description	Model No.	Case Qty.	Satin Chrome	Black Suede
1-Cyl. KD	D212 D34	12	YC02061012	YC02071012
Indicator	D292 D34	12	YC03060092	YC03070092



- Visual occupancy indicators "In Use" or "Vacant" display current status of the deadbolt
- Indicators standard on both sides of the door for D292



4700 Series Grade 1 Cylindrical Locks



Augusta

- ANSI/BHMA: A156.2, Series 4000 Grade 1
- UL-cUL: UL-cUL fire-rated up to 3 hours
- Backset: 2-3/4" standard
- Latchbolt: 1/2" stainless steel throw standard
- Keyway: SC1

- Door Thickness: Adjustable from 1-3/8" to 1-3/4"
- Reversibility: Non-handed
- Strike: ANSI strike 4-7/8" x 1-1/4" x 1-1/4" lip to center standard
- Warranty: 5-year mechanical

Augusta

Description	Model No.	Case Qty.	Satin Chrome
Passage	AU4701LN	10	YC20060001
Privacy	AU4702LN	10	YC20060002
Entry KD	AU4707LN	10	YC20061007
Storeroom KD	AU4705LN	10	YC20061005
Classroom KD	AU4708LN	10	YC20061008

Grade 1 Keypad Locks



Keypad Locks

- ANSI/BHMA: A156.2, Series 4000 Grade 1
- UL/cUL: UL/cUL fire-rated up to 3 hours
- Backset: 2-3/4"
- Latchbolt: 1/2" stainless steel throw standard
- Door Thickness: Adjustable from 1-3/8" to 1-3/4"
- Keyway: SC1

- Reversibility: Non-handed, field reversible
- Strikes: 4-7/8" ANSI strike standard
- Warranty: 3 year limited warranty on mechanical and electrical components; one year limited warranty on the finish

nexTouch Cylindrical Keypad Locks

Description	Model No.	Case Qty.	Satin Chrome	Black Suede
Touchscreen Electronic Lock	AUNTB622-NR	1	YC60061022	YC60071022

ASSA ABLOY


- For aluminum storefront doors
- 1-1/8" backset
- Stocked with a C keyway
- Complete bundle includes: mortise cylinder, 4550 lever trim, and mortise body

Deadlocks

Description	Model No.	Satin Aluminum	Dark Bronze	Black Anodized
Storefront Deadbolt 1-1/8" Backset RH	MS1850S 310 4550 R01 C2	AR185018212	AR185018209	AR185018207
Storefront Deadbolt 1-1/8" Backset LH	MS1850S 310 4550 L01 C2	AR185018112	AR185018109	AR185018107


PAMEX

Grade 3 Door Locks



- ANSI/BHMA A156.2, Grade 3; ADA compliant
- Not UL listed
- Latch: 1" face, 1/4" radius corner, adjustable
- Strike: 2-1/4" x 1-3/4" full-lip, 1/4" radius corner
- Keyway: Schlage C



- ANSI/BHMA A156.5, Grade 3
- Door Prep: 2-1/8" Cross Bore: 1" Edge
- Latch: 1" face, 1/4" radius corner, adjustable
- Strike: 2-1/4" x 1-3/4" full-lip, 1/4" radius corner
- Keyway: Schlage C

Calypto

Description	Model No.	Case Qty.	15 Satin Nickel
Passage	FLU603	24	PA84711
Privacy (push button)	FLU608C	24	PA12629
Entry (push button)	FLU607C SC K4	24	PA12628
Dummy	FLU604	50	PA12604

FD3 Series Deadbolt

Description	Model No.	Case Qty.	15 Satin Nickel
1-Cyl.	FD3P1 SC K4	24	PA81951

Commercial Strike Plates


8Q00166

021164

Description	Model No.	Case Qty.	605 Polished Brass	606 Satin Brass	613 Oil-Rbd. Bronze	619/626 Nickel/Chrome
4-7/8" x 1-1/4" ASA (w/o screws)	8Q00166	1	KH291661	-	KH291663	KH291666
12-24 x 1" Combo ANSI Screws	021164	1	-	FL2116419	FL2116403	FL2116406

Grade 2 Heavy-Duty Cylindrical Locks



Cortland

- Grade 2 heavy-duty; 400,000 cycles
- UL/ULC listed for 3-hour fire door
- American Disabilities Act (ADA) ANSI A117.1
- ANSI A156.2, Series 400

- Latch: 2-3/4" backset with 1-1/8" x 2-1/4" square corner faceplate
- Strike: 2-3/4" x 1-1/8" t-strike
- Keyway: SCC Standard, C keyway, 6 pin
- Fits 1-3/8" - 2" thick doors

Cortland

Boxpack

Description	Model No.	Case Qty.	26D Satin Chrome
Passage	LC2475CTL	6	TM440093
Privacy	LC2476CTL	6	TM400141
Entry KD	LC2481CTL	6	TM440092
Classroom KD	LC2484CTL	6	TM400163
Storeroom KD	LC2486CTL	6	TM400169

Retail Pack



Description	Model No.	Case Qty.	19 Matte Black	26D Satin Chrome
Passage	LC2475CTL	6	TM83122	TM440064
Privacy	LC2476CTL	6	TM83123	TM440065
Entry KD	LC2481CTL	6	TM83121	TM411687
Classroom KD	LC2484CTL	6	-	TM424840
Storeroom KD	LC2486CTL	6	TM83124	TM424864



Empire

- Grade 2; 400,000 cycles
- UL/ULC listed for 3 hour fire door
- Complies with ANSI A156.2, Series 4000
- Latch: 2-3/4" backset with 1-1/8" x 2-1/4" square corner faceplate

- Strike: 2-3/4" x 1-1/8" t-strike
- Keyway: SCC Standard, C keyway, 6 pin
- Fits 1-3/8" - 1-3/4" thick doors

Empire

Boxpack

Description	Model No.	Case Qty.	32D Satin Stainless Steel
Passage	KC2375EMP	6	TM440089
Privacy	KC2376EMP	6	TM440090
Entry KD	KC2381EMP	6	TM440088
Classroom KD	KC2384EMP	6	TM400039
Storeroom KD	KC2386EMP	6	TM440091

Retail Pack

Description	Model No.	Case Qty.	32D Satin Stainless Steel
Passage	KC2375EMP	6	TM440062
Privacy	KC2376EMP	6	TM440098
Entry KD	KC2381EMP	6	TM465642
Classroom KD	KC2384EMP	6	TM423840
Storeroom KD	KC2386EMP	6	TM465645

Grade 2 Standard-Duty Cylindrical Levers



Corland

- Grade 2 standard duty; 400,000 cycles
- UL/ULC listed for 3-hour fire door
- American Disabilities Act (ADA) ANSI A117.1
- Latch: 2-3/4" Backset with 1-1/8" x 2-1/4" square corner faceplate
- Strike: ASA Strike 1-1/4" x 4-7/8" or 1-1/8" x 2-3/4" T-Strike Features removable thru-bolts
- Keyway: SCC Standard, C keyway, 6 pin
- Fits 1-3/8" - 2" thick doors

Corland

ASA Strike

Description	Model No.	Case Qty.	26D Satin Chrome
Passage	LC2675CTL	6	TM400985
Privacy	LC2676CTL	6	TM400984
Connecting	86499	6	HA86499
Entry KD	LC2681CTL	6	TM401918
Classroom KD	86504 FW	6	HA86504
Storeroom KD	LC2686CTL	6	TM401959
Dummy	LC2601CTL	6	TM401028

T-Strike

Description	Model No.	Case Qty.	26D Satin Chrome
Passage	LC2675CTL	6	TM410105
Privacy	LC2676CTL	6	TM410104
Entry KD	LC2681CTL	6	TM410103
Storeroom KD	LC2686CTL	6	TM410288

Grade 2 Light-Duty Tubular Levers



Corland

- Grade 2 light duty; 400,000 cycles
- UL/ULC listed for 3 hour fire door
- ANSI A117.1 American Disabilities Act (ADA)
- ANSI A156.2, Series 400
- Latch: 2-3/4" or 2-3/8" adjustable backset with 1" x 2-1/4" square corner faceplate
- Strike: 2-3/4" x 1-1/8" t-strike
- Keyway: SCC - C keyway, 6 pin
- Fits 1-3/8" - 2" thick doors

Corland

Boxpack

Description	Model No.	Case Qty.	26D Satin Chrome
Passage	LT2075CTL	10	TM400196
Privacy	LT2076CTL	10	TM400198
Entry KD	LT2081CTL	10	TM400200
Storeroom KD	LT2086CTL	10	TM410622

Retail Pack

Description	Model No.	Case Qty.	26D Satin Chrome
Passage	LT2075CTL	6	TM422750
Privacy	LT2076CTL	6	TM422760
Entry KD	LT2081CTL	6	TM422810
Storeroom KD	LT2086CTL	6	TM440131

Grade 2 Deadbolts



- Latch: Adjustable backset with 1-1/8" x 2-1/4" square corner faceplate
- 1" latch throw
- Strike: 1-1/8" x 2-3/4" square corner

- Keyway: 6-pin SC
- Fits 1-3/8" - 1-3/4" thick doors; standard 161 door prep
- Roller bar for adding security from hacksaw or reciprocating blade cutting

DB2000

Boxpack

Description	Model No.	Case Qty.	32D Satin Stainless Steel
1-Cyl. KD	DB2051	10	TM410180
2-Cyl. KD	DB2041	10	TM440096

Retail Pack

Description	Model No.	Case Qty.	19 Matte Black	32D Satin Stainless Steel
1-Cyl. KD	DB2051	6	TM83125	TM465658
2-Cyl. KD	DB2041	6	-	TM465660



Grade 2 Light-Duty Tubular Knobs



Empire

- Grade 2, 400,000 cycles
- UL/ULC Listed for 3 hour fire door
- Complies with ANSI A156.2, Series 4000
- Latch: 2-3/4" or 2-3/8" adjustable backset with 1" x 2-1/4" square corner faceplate

- Strike: 2-3/4" x 1-1/8" t-strike
- Keyway: SCC - C keyway
- Fits 1"-3/8" to 1-3/4" thick doors

Empire

Boxpack

Description	Model No.	Case Qty.	32D Satin Stainless Steel
Passage	KT2175EMP	10	TM400294
Privacy	KT2176EMP	10	TM400295
Entry KD	KT2181EMP	10	TM401537
Storeroom KD	KT2186EMP	10	TM401705



Empire

Retail Pack

Description	Model No.	Case Qty.	32D Satin Stainless Steel
Passage	KT2175EMP	6	TM429750
Privacy	KT2176EMP	6	TM429760
Entry KD	KT2181EMP	6	TM429810
Storeroom KD	KT2186EMP	6	TM401704



UL-Rated Latches for LC2400 & KC2300 Series Locks

Retail Pack

Description	Model No.	Case Qty.	32D Satin Stainless Steel
2-3/8" Deadlatch	CL100184	10	TM421901
2-3/8" Spring Latch	CL100185	10	TM440107
2-3/4" Deadlatch	CL100213	10	TM440102
2-3/4" Spring Latch	CL100183	10	TM421902

Polybag

Description	Model No.	Case Qty.	32D Satin Stainless Steel
2-3/8" Deadlatch	CL100212	1	TM400212
2-3/8" Spring Latch	CL102013	1	TM402013



Includes screws

ASA Strikes

Description	Model No.	Case Qty.	19 Matte Black	32D Satin Stainless Steel
1-1/4" x 4-7/8" (polybag)	CL100186	10	-	TM400186
1-1/4" x 4-7/8" (retail pack)	CL100218 / CL102907	10	TM83128	TM456648

Electric Strikes



CS Series

- For use with cylindrical locksets
- Field selectable fail-safe/fail-secure
- Field selectable 12/24 VDC
- Includes two faceplates and trim piece




NC Series

- No frame cutting required (fits ASA strike)
- Low profile
- Field selectable fail-safe and fail-secure
- Includes two faceplates
- Field selectable 12/24 VDC
- Includes voltage spike suppressor



MDS Series

- For use with heavy-duty mortise locksets
- Field selectable fail-safe/fail-secure, non-fire rated models
- Field selectable 12/24 VDC
- Includes five faceplates and trim piece



CS Series Electric Strikes & Accessories

Description	Model No.	613 Oil-Rbd. Bronze	630 Satin Stainless Steel	Not Finish Specific
CS450 Strike 9/16" depth	CS450	-	LT64589	-
CS450 Strike 9/16" depth w/ Latchbolt Monitoring	CS450-LBM	-	LT64590	-
CS750 Strike 3/4" depth	CS750	-	LT64596	-
CS750 Strike 3/4" depth w/ Latchbolt Monitoring	CS750-LBM	-	LT64597	-
4-7/8" x 1-1/4" Faceplate Kit for CS Strikes (sqr. & rnd.)	CSFP-KIT	LT64591	-	-
7-15/16" x 1-7/16" Faceplate Kit for CS Strikes, Wood Application (sqr. & rnd.)	CWFP-KIT	LT64593	LT64592	-
6-7/8" x 1-1/4" Round Corner Faceplate Kit	CCFP-KIT	LT08735	LT08736	-
1" Lip Extension for CS Strikes	CSLE-1	-	-	LT64594
2" Lip Extension for CS Strikes	CSLE-2	-	-	LT64595

NC Electric Strikes & Accessories

Description	Model No.	613 Oil-Rbd. Bronze	630 Satin Stainless Steel
NC450 Strike 9/16" depth (no cut)	NC450	-	LT08738
NC450 Strike 9/16" depth (no cut) w/ Latchbolt Monitoring	NC450-LBM	-	LT10489
7-15/16" x 1-7/16" Rnd. Cor. Faceplate Kit for NC Strikes (wood applications)	NCWFP-KIT	LT08740	LT08741
4-7/8" x 1-1/4" Round Corner Faceplate Kit for NC Strikes	NCFP-KIT	LT08739	-
6-7/8" x 1-1/4" Round Corner Faceplate Kit for NC Strikes	NCCFP-KIT	LT08744	LT08745
Removable Ramps Replacement	NC-RAMPS	-	LT08742

MDS Electric Strikes & Accessories

Description	Model No.	613 Oil-Rbd. Bronze	630 Satin Stainless Steel
MDS100 1" depth	MDS100	-	LT64598
MDS100 1" depth Fire Rated	MDS100-F	-	LT64607
MDS100 1" depth Fire Rated w/ Latchbolt Monitoring	MDS100-F-LBM	-	LT64608
MDS100 1" depth w/ Latchbolt Monitoring	MDS100-LBM	-	LT64599
5-Piece Faceplate Kit for MS Strikes	MDSFP-KIT	LT64600	-

LOCKNETICS™

Electric Strikes



RS Series

- Surface mounted for rim exit devices
- Field selectable fail-safe/fail-secure, non-fire rated models
- Field selectable 12/24 VDC
- Built-in voltage spike suppressor

RS Electric Strikes & Accessories

Description	Model No.	613 Oil-Rbd. Bronze	630 Satin Stainless Steel
RS200 1/2" depth, w/ spacers	RS200	LT64603	LT64602
RS300 3/4" depth, w/ spacers	RS300	LT64606	LT64605
RS300 3/4" depth, Fire Rated, w/ spacers	RS300-F	LT00156	LT00155
RS200 Rim Strike, 1/2" depth w/ spacers & Latchbolt Monitoring	RS200-LBM	LT00149	LT00148
RS300 Rim Strike, 3/4" depth w/ spacers & Latchbolt Monitoring	RS300-LBM	LT00153	LT00152
RS300 Fire Rated Rim Strike, 3/4" depth w/ spacers & Latchbolt Monitoring	RS300-F-LBM	LT00159	LT00158
Rim Strike Spacer	RS SPACER	LT09633	LT08743



TBR-100



EMS-100



WT-2



WRT-K

Parts & Accessories for Electric Strikes

Description	Model No.	Not Finish Specific
Metal Template Kit for CS, MDS, & RS	ESTK-100	LT07284
Timer-Buzzer Rectifier for Strikes	TBR-100	LT65174
Exit Motion Sensor	EMS-100	LT65153
Wireless Receiver and Transmitter Kit	WRT-K	LT08116
Wireless Transmitter	WT-2	LT08117

Electromagnetic Locks



WMG Series



MG Series



- Stainless steel housing
- Sealed with fire-rated epoxy for weather and tamper-resistant applications
- Magnetic bond sensor included
- Built-in voltage spike suppressor
- Field selectable 12/24 VDC
- Suitable for outdoor use

- Bi-colored LED sensor provides easy lock status identification
- Adjustable mounting plate for quick, simple installation
- Removable PCB for easy installation
- Built-in voltage spike suppressor
- Field selectable 12/24 VDC

Weather-Resistant Mag Locks & Accessories

Description	Model No.	US32D Satin Stainless Steel	US28 Aluminum
WMG 600 Mag Lock (600 lbs.)	WMG600	LT64609	-
WMG 1200 Mag Lock (1,200 lbs.)	WMG1200	LT64614	-
Z Bracket for WMG600 (inswing doors)	WZBK600	-	LT64610
L Bracket for WMG600 (narrow frame & outswing doors)	WLBK600	-	LT64611
Z Bracket for WMG1200 (inswing doors)	WZBK1200	-	LT64615
L Bracket for WMG1200 (narrow frame & outswing doors)	WLBK1200	-	LT64616
1/2" x 3/4" x 10-1/2" Filler Plate	WFP50	-	LT64612
5/8" x 3/4" x 10-1/2" Filler Plate	WFP63	-	LT64613

Interior Mag Locks & Accessories

Description	Model No.	US32D Satin Stainless Steel	US28 Aluminum
MG600 Mag Lock w/ LED Bond Sensor (600 lbs.)	MG600	LT64617	-
MG600 Mag Lock w/ LED Bond Sensor, Door Status Sensor & Timer (600 lbs.)	MG600DT	LT64618	-
MG1200 Mag Lock w/ LED Bond Sensor (1,200 lbs.)	MG1200	LT64624	-
MG1200 Mag Lock w/ LED Bond Sensor, Door Status Sensor & Timer (1200 lbs.)	MG1200DT	LT64625	-
Z Bracket for MG600 (inswing doors)	MZBK600	-	LT64619
L Bracket for MG600 (narrow frame & outswing doors)	MLBK600	-	LT64621
Z Bracket for MG1200 (inswing doors)	MZBK1200	-	LT64626
L Bracket for MG1200 (narrow frame & outswing doors)	MLBK1200	-	LT64628
U Bracket for MG600 & MG1200 (interior glass doors)	MUBK	-	LT64620
1/2" Filler Plate for MG600 & MG1200	MFP50	-	LT64623
5/8" Filler Plate for MG600 & MG1200	MFP63	-	LT64622

Pushbuttons & Accessories



IPB-100



IPB-300



IPB-300-N



MPB-100



MPB-100-N



PPH-100-PL



PPH-100-AL



PPH-200-LED



PPH-50

IPB Buttons

- 12/24 VDC, switch contact rated at 5A /125 VAC
- Includes 3 lenses: Red/Green - "Push to Exit"; Blue - Handicap logo
- Switch mounted on stainless steel single gang or narrow stile plate
- Momentary action switch
- Includes S.P.D.T. & D.P.D.T. switches

MPB Buttons

- Vandal resistant brass nickel plated push button
- Labeled "PUSH TO EXIT"
- Momentary action switch
- 12/24 VDC, S.P.D.T. switch contact rated at 5A/125VAC
- Aluminum single gang and narrow stile plate available

PPH Plates

- Stainless steel faceplate with engraved text and anodized finish
- Tamper-resistant mounting
- Designed for use in high traffic areas
- Mounts on a standard double gang electrical box (except PPH-50)

LED Illuminated Pushbuttons

Description	Model No.	Not Finish Specific
2" Button, 3 Lenses	IPB-100	LT65135
1-1/2" Button, Narrow Plate, 3 Lenses	IPB-100-N	LT00164
Mushroom-Style Round Button, Dual Lenses	IPB-300	LT65137
Mushroom-Style Round Button, Narrow Plate, Dual Lenses	IPB-300-N	LT65138

Metal Pushbuttons

Description	Model No.	Not Finish Specific
"Push to Exit Plate" w/ Metal Button, SPDT Switch	MPB-100	LT65140
Narrow "Push to Exit Plate" w/ Metal Button, SPDT Switch	MPB-100-N	LT65139

Push Plates

Description	Model No.	Not Finish Specific
Round Plate, Black Box, DPDT Switch	PPH-100-PL	LT65141
Round Plate, Aluminum Box, DPDT Switch	PPH-100-AL	LT65142
Illuminated Square Plate, Black Box, SPDT Switch	PPH-200-LED	LT65144
Narrow Plate, Black Box, SPDT Switch	PPH-50	LT65145



CSW-100

CSW-200

Made from PVC material
S.P.D.T. switch
Momentary toggle action

Concealed Switches

Description	Model No.	Not Finish Specific
Desk / Counter Flush Mount SPDT Switch	CSW-100	LT65154
Narrow Desk / Counter Flush Mount SPDT Switch	CSW-200	LT00163

LOCKNETICS™

Pushbuttons & Accessories



WS-200 **WS-200-MB**



TS-100 **TS-100-B**

- Infrared sensor technology for no contact switch activation
- Sensor detection range up to approximately 4"
- Dual LED (Red/Green) indicates inactive/active status
- Time delay settable for 0.5, 5, 10 or 20 seconds
- 12/24 VDC, S.P.D.T. switch contacts rated @ 2A/30VAC
- Single gang stainless steel, weather resistant and vandal-resistant faceplate
- Operating temperature range is -10° F to +130° F
- Available in flush or surface mount with metal box

- Dual LED (Red/Green) indicates inactive/active status
- 12/24 VDC, S.P.D.T. switch contacts rated @ 2A/30VAC
- Programmable timer output 1-40 sec, adjustable
- Available in stainless steel single gang or narrow stile plate
- Narrow stile model includes narrow black plastic electrical box

Wave Switches

Description	Model No.	Not Finish Specific
Dual LED SPDT Wave Switch	WS-200	LT65151
Dual LED SPDT Wave Switch w/ Box	WS-200-MB	LT65152

Touch Switches

Description	Model No.	Not Finish Specific
Dual LED SPDT Touch Switch	TS-100	LT65149
Narrow Dual LED SPDT Touch Switch	TS-100-B	LT65150



DKP-NS



DKP-165



DKP-165S



DKP-165-FM



TB

- For outdoor use (DKP-NS)
- Up to 1010 user codes (zone 1: 1000 users, zone 2: 10 users)
- 12/24 VAC/VDC
- Tamper alarm feature
- Relock time 0-99 s
- Two-zone feature provides 2 relays and 2 exit button outputs for two-zone applications
- Backlit numbers (Blue keypad illumination)
- Operating temperature -22°F – 158°F

- For interior use (DKP-165s)
- Fully programmable with up to 480 users with 1 to 6 digit user codes
- Back-lit keys with audible and visual key press feedback
- 12/24 VDC, switch contacts rated @ 2A/30VAC/VDC
- Timed anti-pass back
- 302 stainless steel gang plate
- Operating temperature range is -10° F to +130° F
- Includes tamper resistant screws for faceplate (DKP-165-S only)
- Low operating force, minimal bar travel
- Non-latching
- 12/24 VDC, includes two S.P.D.T. switches for

- positive redundant operation
- Field reversible; easily installed on all types of doors
- Heavy-duty clear anodized satin aluminum construction
- Includes 'Push to Exit' sticker

Digital Keypads

Description	Model No.	Not Finish Specific
Outdoor Keypad	DKP-NS	LT08118
Interior Keypad	DKP-165	LT65163
Surface Mount Keypad	DKP-165-S	LT65164
Flush Mount Keypad	DKP-165-FM	LT65165

Touch Bars

Description	Model No.	628 Aluminum
36" Door	TB-36	LT65146
42" Door	TB-42	LT65147
48" Door	TB-48	LT65148

LOCKNETICS™

Pushbuttons & Accessories



EGB-100-G

- 12/24 VDC, D.P.D.T. switch contacts rated at 5A/125VAC
- Detachable terminal block for easy installation
- Built-in 80db buzzer
- Blue back light
- Non-glass, durable plastic unit, making it suitable for high traffic areas



- Door loops available in 12", 16" and 20" in length
- Stainless steel cable resists abrasion and damage
- Silver and brown (DC-BR-20 and DC-HD-16-10B) finish available to match doors and frames
- Surface mount
- Mounting hardware included

Emergency Breaks

Description	Model No.	Not Finish Specific
Green Box w/ Blue Backlight & Buzzer	EGB-100-G	LT65159
Red Box w/ Blue Backlight & Buzzer	EGB-100-R	LT65160
Resettable Key	EGB-KEY	LT65161
Clear Plastic Cover	EGB-COV	LT65162

Door Cords

Description	Model No.	613 Oil-Rbd. Bronze	Brown	Aluminum
16" Heavy-Duty Aluminum Boxes & SS Cable	DC-HD-16	LT08109	-	LT65155
20" Medium-Duty Aluminum End Caps	DC-BR-20	-	LT00165	-
20" Medium Duty Aluminum End Caps	DC-AL-20	-	-	LT65156
12" Light-Duty Silver Plastic End Caps	DC-PL-12	-	-	LT65157
20" Light-Duty Silver Plastic End Caps	DC-PL-20	-	-	LT65158

Power Supplies

- Input voltage: 120 VAC / 60Hz
- Field selectable output voltage 12/24 VDC
- Battery backup circuitry included
- Designed with fire alarm integration, if desired
- Visual LED indicators: AC input status, DC output status, battery back up status
- Protective cover over the AC components

LP Series & Accessories

Description	Model No.	Not Finish Specific
1.5 AMP w/ Enclosure	LP150	LT08574
2.5 AMP w/ Enclosure	LP250	LT08575
2.5 AMP w/ 4 Output Relay w/ Enclosure	LP250RDB4	LT08576
1.5 AMP Board Only	LP150B	LT08578
2.5 AMP Board Only	LP250B	LT08579
4 Output Relay Distribution Option Board	RDB4	LT08577




Electric Strikes



4211

- Traffic control up to 500,000 cycles, 1,000 lbs. static strength
- Field configure power failure mode without disassembling the strike
- Cylindrical lockset applications



5100

- Medium duty; up to 1,000,000 cycles; 1,300 lbs. static strength
- Three faceplates standard
- Cylindrical lockset applications



6211

- Heavy-duty, up to 1,000,000 cycles; 1,500 lbs. static strength
- Fire rated, fail secure
- Mortise or cylindrical lockset applications

Electric Strikes

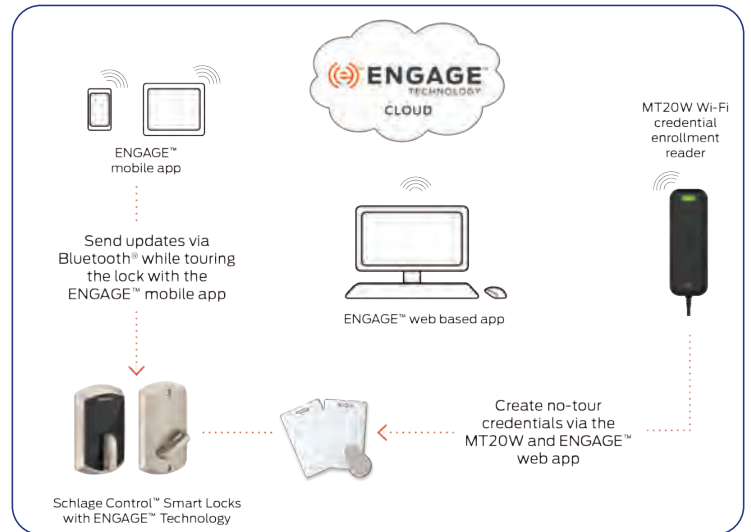
Description	Model No.	Case Qty.	630 Satin Stainless Steel	689 Aluminum
4211 12/24 VDC	4211	1	VD994400	-
5100 Medium-Duty 12/24 VDC	5100	1	-	VD994401
6211 Heavy-Duty 12/24 VDC	6211	1	VD994402	-

ENGAGE™ TECHNOLOGY

ENGAGE™ Technology cloud-based, wireless, offline security solutions simplify the ability to connect people, openings and access management to deliver cost effective intelligence and efficiency to any facility. With the ENGAGE cloud based web and mobile apps, it's easy to configure lock settings, manage users with basic access privileges, and view lock audits from virtually anywhere. When paired with Schlage Control™ Smart Locks, updates to basic access privileges can be sent at the lock with the ENGAGE mobile app.



Schlage Control BE467F Greenwich smart lock in satin nickel.



Contact our commercial department for more information about stand-alone access control solutions for your multi-family projects.

Construction fobs available. Contact our commercial department for details.





5000

- Installs in metal or wood frames
- Field selectable fail secure/ fail safe
- Accommodates 1/2" - 5/8" latchbolt (5/8" with 1/8" door gap)
- Dual voltage 12 or 24 VDC/VAC
- Tamper-resistant
- Trim enhancer included
- Plug-in connector



5200

- Installs in metal or wood frames
- Field selectable fail secure/fail safe
- Accommodates 5/8" - 3/4" latchbolt (3/4" with 1/8" door gap)
- Plug-in connector
- Tamper-resistant
- Trim enhancer included
- Dual voltage 12 or 24 VDC/VAC



9500

- Installs in metal or wood frames
- Field selectable fail secure/fail safe
- Accommodates up to 3/4" Pullman latch
- 9500 Stainless steel construction
- Horizontal adjustability
- Dual voltage 12 or 24 VDC
- Tamper-resistant

Electric Strikes

Description	Model No.	Satin Stainless Steel
5000 Series Strike Kit for Latchbolt Locks	5000C 630	HS500030
5200 Series Strike Kit for Latchbolt Locks	5200C 630	HS520030
9500 Series Strike Kit for Rim Exit Devices	9500 630	HS950030



Electric Strikes

Description	Model No.	Satin Stainless Steel
Ultraline Electric Strike 3/4" Latchbolt	741R 130	AR00741130



EPT-H Power Transfer Hinge

- UL (10B) Listed for 3 hour fire-rated
- EPT-H10 - 10 conductors
- 1 Amp @ 12/24V per pair
- 4-1/2' cable standard
- Material: Steel material with steel barrel

E4000 Series

Description	Model No.	Satin Chrome	Satin Aluminum
Square Power Transfer Hinge 1 Amp 10 Coordinator	EPT-H10SC	PA80064	-
Power Transfer Loop Heavy-Duty Mortise	EPT-M10AL	-	PA80074




EPT-M Power Transfer Device

- UL (10B) Listed for 3 hours fire-rated
- EPT-M10 - Ten 24 ga. wires, 1 Amp @ 12/24V
- All metal design with stainless steel tubular wire transfer and heavy cast housing with steel back boxes
- Dimensions: 9"H x 1-1/4"W x 1-5/8"D



Vienna

Description	Model No.	Case Qty.	4 Satin Brass	11P Vintage Bronze	15 Satin Nickel	19 Matte Black	26 Polished Chrome
Towel Ring	4570	50	4570-4	4570-11P	4570-15	4570-19	4570-26
Robe Hook	4571	50	4571-4	4571-11P	4571-15	4571-19	4571-26
Paper Holder	4572	50	4572-4	4572-11P	4572-15	4572-19	4572-26
European Paper Holder	4573	50	4573-4	4573-11P	4573-15	4573-19	4573-26
Post Paper Holder	4577	50	4577-4	4577-11P	4577-15	4577-19	4577-26
18" Towel Bar	4575	20	4575-4	4575-11P	4575-15	4575-19	4575-26
24" Towel Bar	4574	20	4574-4	4574-11P	4574-15	4574-19	4574-26
30" Towel Bar	4576	20	4576-4	4576-11P	4576-15	4576-19	4576-26
4-Piece Set	4579	10	4579-4	-	4579-15	4579-19	-



Vienna

*4-piece set includes a 24" towel bar, towel ring, robe hook, and post paper holder.

Coordinates with Stone Harbor Hardware's Vienna, Turin, and Bonn door locks (page SHH-2 to page SHH-3) and the Contemporary Square cabinet hardware collection (page F-3).

Zurich

Description	Model No.	Case Qty.	4 Satin Brass	11P Vintage Bronze	15 Satin Nickel	19 Matte Black	26 Polished Chrome
Towel Ring	4580	50	4580-4	4580-11P	4580-15	4580-19	4580-26
Robe Hook	4581	50	4581-4	4581-11P	4581-15	4581-19	4581-26
Paper Holder	4582	50	4582-4	4582-11P	4582-15	4582-19	4582-26
European Paper Holder	4583	50	4583-4	4583-11P	4583-15	4583-19	4583-26
Post Paper Holder	4587	50	4587-4	4587-11P	4587-15	4587-19	4587-26
18" Towel Bar	4585	20	4585-4	4585-11P	4585-15	4585-19	4585-26
24" Towel Bar	4584	20	4584-4	4584-11P	4584-15	4584-19	4584-26
30" Towel Bar	4586	20	4586-4	4586-11P	4586-15	4586-19	4586-26
4-Piece Set	4589	10	4589-4	-	4589-15	4589-19	-



Zurich

*4-piece set includes a 24" towel bar, towel ring, robe hook, and post paper holder.

Coordinates with Stone Harbor Hardware's Zurich and Bonn door locks (page SHH-2 to page SHH-3) and the Contemporary Round cabinet hardware collection (page F-3).

Charlotte

Description	Model No.	Case Qty.	11P Vintage Bronze	15 Satin Nickel	19 Matte Black	26 Polished Chrome
Towel Ring	4300	50	4300-11P	4300-15	4300-19	4300-26
Robe Hook	4302	50	4302-11P	4302-15	4302-19	4302-26
Paper Holder	4306	50	4306-11P	4306-15	4306-19	4306-26
European Paper Holder	4308	50	4308-11P	4308-15	4308-19	4308-26
18" Towel Bar	4318	20	4318-11P	4318-15	4318-19	4318-26
24" Towel Bar	4324	20	4324-11P	4324-15	4324-19	4324-26
30" Towel Bar	4330	20	4330-11P	4330-15	4330-19	4330-26
4-Piece Set*	4399	10	-	4399-15	4399-19	-



Charlotte

*4-piece set includes a 24" towel bar, towel ring, robe hook, and European paper holder.

Coordinates with Stone Harbor Hardware's Charlotte cabinet hardware collection (page F-6).

Barrington

Description	Model No.	Case Qty.	11P Vintage Bronze	15 Satin Nickel
Towel Ring	4530	50	4530-11P	4530-15
Robe Hook	4531	50	4531-11P	4531-15
Paper Holder	4532	50	4532-11P	4532-15
European Paper Holder	4533	50	4533-11P	4533-15
18" Towel Bar	4535	20	4535-11P	4535-15
24" Towel Bar	4534	20	4534-11P	4534-15
30" Towel Bar	4536	20	4536-11P	4536-15



Barrington

Cambridge


Description	Model No.	Case Qty.	11P Vintage Bronze	15 Satin Nickel
Towel Ring	4540	50	4540-11P	4540-15
Robe Hook	4541	50	4541-11P	4541-15
Paper Holder	4542	50	4542-11P	4542-15
European Paper Holder	4543	50	4543-11P	4543-15
18" Towel Bar	4545	20	4545-11P	4545-15
24" Towel Bar	4544	20	4544-11P	4544-15
30" Towel Bar	4546	20	4546-11P	4546-15



Cambridge

Westwood

Description	Model No.	Case Qty.	11P Vintage Bronze	15 Satin Nickel
Towel Ring	4550	50	4550-11P	4550-15
Robe Hook	4551	50	4551-11P	4551-15
Paper Holder	4552	50	4552-11P	4552-15
European Paper Holder	4553	50	4553-11P	4553-15
18" Towel Bar	4555	20	4555-11P	4555-15
24" Towel Bar	4554	20	4554-11P	4554-15
30" Towel Bar	4556	20	4556-11P	4556-15



Westwood

Laredo

Description	Model No.	Case Qty.	19 Matte Black
Towel Ring	4590	50	4590-19
Robe Hook	4591	50	4591-19
Paper Holder	4592	50	4592-19
European Paper Holder	4593	50	4593-19
18" Towel Bar	4595	20	4595-19
24" Towel Bar	4594	20	4594-19
30" Towel Bar	4596	20	4596-19



Laredo



WHILE SUPPLIES LAST!

Portland

Description	Model No.	Case Qty.	11P Vintage Bronze	15 Satin Nickel	26 Polished Chrome
Towel Ring	4520	50	4520-11P	4520-15	4520-26
Robe Hook	4521	50	4521-11P	4521-15	4521-26
Paper Holder	4522	50	4522-11P	4522-15	4522-26
European Paper Holder	4523	50	4523-11P	4523-15	4523-26
18" Towel Bar	4525	20	4525-11P	4525-15	4525-26
24" Towel Bar	4524	20	4524-11P	4524-15	4524-26
30" Towel Bar	4526	20	4526-11P	4526-15	4526-26



Portland

Coastal


Description	Model No.	Case Qty.	11P Vintage Bronze	15 Satin Nickel	26 Polished Chrome
Towel Ring	4400	50	4400-11P	4400-15	4400-26
Robe Hook	4402	50	4402-11P	4402-15	4402-26
Paper Holder	4406	50	4406-11P	4406-15	4406-26
European Paper Holder	4408	50	4408-11P	4408-15	4408-26
18" Towel Bar	4418	20	4418-11P	4418-15	4418-26
24" Towel Bar	4424	20	4424-11P	4424-15	4424-26
30" Towel Bar	4430	20	4430-11P	4430-15	4430-26



Coastal

Harbor Mist

Description	Model No.	Case Qty.	11P Vintage Bronze	15 Satin Nickel	26 Polished Chrome
Towel Ring	4510	50	4510-11P	4510-15	4510-26
Robe Hook	4511	50	4511-11P	4511-15	4511-26
Paper Holder	4512	50	4512-11P	4512-15	4512-26
European Paper Holder	4513	50	4513-11P	4513-15	4513-26
18" Towel Bar	4515	20	4515-11P	4515-15	4515-26
24" Towel Bar	4514	20	4514-11P	4514-15	4514-26
30" Towel Bar	4516	20	4516-11P	4516-15	-



Harbor Mist

WHILE SUPPLIES LAST!

Lakewood

Description	Model No.	Case Qty.	11P Vintage Bronze	15 Satin Nickel	19 Matte Black	26 Polished Chrome
Towel Ring	4200	50	4200-11P	4200-15	4200-19	4200-26
Robe Hook	4202	50	4202-11P	4202-15	4202-19	4202-26
Paper Holder	4206	50	4206-11P	4206-15	4206-19	4206-26
18" Towel Bar	4218	20	4218-11P	4218-15	4218-19	4218-26
24" Towel Bar	4224	20	4224-11P	4224-15	4224-19	4224-26
30" Towel Bar	4230	20	4230-11P	4230-15	4230-19	4230-26
4-Piece Set	4299	10	-	4299-15	4299-19	-



Lakewood

*4-piece set includes a 24" towel bar, towel ring, robe hook, and paper holder.

WHILE SUPPLIES LAST!

Madison

Description	Model No.	Case Qty.	11P Vintage Bronze	15 Satin Nickel	26 Polished Chrome
Towel Ring	4560	50	4560-11P	4560-15	4560-26
Robe Hook	4561	50	4561-11P	4561-15	4561-26
Paper Holder	4562	50	4562-11P	4562-15	4562-26
18" Towel Bar	4565	20	4565-11P	4565-15	-
24" Towel Bar	4564	20	4564-11P	4564-15	-
30" Towel Bar	4566	20	4566-11P	4566-15	4566-26



Madison

Builders Series

Description	Model No.	Case Qty.	26 Polished Chrome	WH White
Robe Hook	4901	25	4901-26	-
Paper Spring Tube	4902	25	4902-26	4902-WH
Posts (pair)	4904	25	4904-26	-



Builders Series

Available in bulk (full cases) only



Paper Holders

Description	Model No.	Case Qty.	11P Vintage Bronze	15 Satin Nickel	19 Matte Black	26 Polished Chrome	WH White
Recessed Paper Holder	4500	50	4500-11P	4500-15	4500-19	4500-26	-
Plastic Spring Tube	4902	25	4902-11P	4902-15	-	4902-26	4902-WH



4071

- Concealed screws
- Includes 6 mounting screws/anchors and a hex wrench for adjustment
- 3" diameter rose
- Coordinates with the Charlotte bath hardware (page E-1) and grab bars (page E-7)



4072

- Includes 4 mounting screws/anchors and a hex wrench for adjustment



4070

- Includes 4 mounting screws/anchors and a hex wrench for adjustment
- 3" diameter rose
- Exposed screws


Curved Shower Rods

Description	Model No.	Case Qty.	DB Dark Bronze	32D Satin Stainless Steel	19 Matte Black	32 Polished Stainless Steel
Charlotte Curved Rod	4071	12	4071-DB	4071-32D	-	-
Standard Curved Rod	4072	12	4072-DB	4072-32D	4072-19	4072-32
Basic Curved Rod	4070	12	4070-DB	4070-32D	4070-19	4070-32

Adjusts from 43" - 72"
1-3/8" diameter end



4040



4050

Straight Shower Rods

Description	Model No.	Case Qty.	DB Dark Bronze	32D Satin Stainless Steel	19 Matte Black	26 Polished Chrome	WH White
Adjustable Rod	4040	25	4040-DB	4040-32D	-	-	4040-WH
5' Straight Rod (less flanges)	4050	10	4050-DB	4050-32D	4050-19	-	-
5' Economy Rod	4020	50	-	-	-	4020-26	-



4055



4028



4025

Flanges for Shower Rods


Description	Model No.	Case Qty.	DB Dark Bronze	32D Satin Stainless Steel	19 Matte Black	26 Polished Chrome
Fits 4050 Rod (concealed screws)	4055	10	4055-DB	4055-32D	4055-19	-
Fits 4020 Rod (adjustable ABS chrome)	4028	10	-	-	-	4028-26
Fits 4020 Rod (concealed screws)	4025	10	-	-	-	4025-26
Fits 4020 Rod (exposed screws)	4026	10	-	-	-	4026-26
Fits 4020 Rod (adjustable metal)	4027	10	-	-	-	4027-26

Grab Bars

Description	Model No.	Case Qty.	32D Satin Stainless Steel	DB Dark Bronze	WH White
12" Smooth	48012	12	48012-32D	48012-DB	48012-WH
16" Smooth	48016	12	48016-32D	48016-DB	-
18" Smooth	48018	12	48018-32D	48018-DB	48018-WH
24" Smooth	48024	12	48024-32D	48024-DB	48024-WH
30" Smooth	48030	12	48030-32D	48030-DB	-
32" Smooth	48032	12	48032-32D	48032-DB	-
36" Smooth	48036	12	48036-32D	48036-DB	48036-WH
42" Smooth	48042	12	48042-32D	48042-DB	48042-WH
48" Smooth	48048	12	48048-32D	48048-DB	-
54" Smooth	48054	12	48054-32D	-	-



Description	Model No.	Case Qty.	32D Satin Stainless Steel	DB Dark Bronze	WH White
12" Knurled	48112	12	48112-32D	48112-DB	48112-WH
16" Knurled	48116	12	48116-32D	48116-DB	-
18" Knurled	48118	12	48118-32D	48118-DB	48118-WH
24" Knurled	48124	12	48124-32D	48124-DB	48124-WH
30" Knurled	48130	12	48130-32D	48130-DB	-
32" Knurled	48132	12	48132-32D	48132-DB	-
36" Knurled	48136	12	48136-32D	48136-DB	48136-WH
42" Knurled	48142	12	48142-32D	48142-DB	-
48" Knurled	48148	12	48148-32D	48148-DB	-
54" Knurled	48154	12	48154-32D	-	-



Description	Model No.	Case Qty.	32D Satin Stainless Steel
12" Peened	48212	12	48212-32D
16" Peened	48216	12	48216-32D
18" Peened	48218	12	48218-32D
24" Peened	48224	12	48224-32D
30" Peened	48230	12	48230-32D
32" Peened	48232	12	48232-32D
36" Peened	48236	12	48236-32D
42" Peened	48242	12	48242-32D
48" Peened	48248	12	48248-32D



- 1-1/2" diameter
- 18 gauge stainless steel
- 1-1/2" wall clearance
- Includes six #10 x 2" screws

- Tested to withstand 500 pounds of pull when properly installed
- Knurled and peened options for anti-slip grip

- Concealed screws



Decorative Grab Bars

Description	Model No.	Case Qty.	32D Satin Stainless Steel	DB Dark Bronze
12" Barrington	47112	12	47112-32D	47112-DB
18" Barrington	47118	12	47118-32D	47118-DB
24" Barrington	47124	12	47124-32D	47124-DB
36" Barrington	47136	12	47136-32D	47136-DB
12" Charlotte	47012	12	47012-32D	47012-DB
18" Charlotte	47018	12	47018-32D	47018-DB
24" Charlotte	47024	12	47024-32D	47024-DB
36" Charlotte	47036	12	47036-32D	47036-DB
42" Charlotte	47042	12	47042-32D	-



Barrington



Charlotte

PAMEX



- 1-1/2" diameter
- Concealed screws



- 304 stainless steel bar with .05" wall thickness (18 gauge)
- 1-1/4" diameter tube bar
- Operates with less than 5 pounds of force
- 300 pound weight limit
- Back plate: 3-1/6" wide x 10-3/16" tall x 3/16" thick
- Down dimension: 30" wide x 10-3/16" tall

Grab Bars

Description	Model No.	Case Qty.	Matte Black
12" Smooth	BGBBL-1212C	12	PA46122
18" Smooth	BGBBL-1218C	12	PA46182
24" Smooth	BGBBL-1224C	12	PA46242
36" Smooth	BGBBL-1236C	12	PA46362
42" Smooth	BGBBL-1242C	12	PA46422
48" Smooth	BGBBL-1248C	12	PA46482

Swing-Up Grab Bar

Description	Model No.	Case Qty.	Stainless Steel
30" Peened	BGBSS-1430SWP	12	PA49501

Taymor®

Toilet Paper Dispensers



01-F1015

- Exposed surface mount application
- Includes #10 x 1" (25 mm) mounting screws



01-F1030

- Exposed surface mount application
- Includes #10 x 1" (25 mm) mounting screws
- Drilled holes 8-1/8" (206mm) CTC
- Locking device prevents removal of roll until paper is used



01-TW301S

- Spring tension arms control paper flow
- Exposed surface mount application
- Includes #10 x 1" (25mm) mounting screws
- For screw-in application

Surface Mount Fixed Rod Paper Holder

Description	Model No.	Case Qty.	26 Polished Chrome
Single	01-F1015	20	TA03394
Double	01-F1030	5	TA03395

Surface Mount Twin Paper Holder

Description	Model No.	Case Qty.	26 Polished Chrome
Double	01-TW301S	20	TA05769



Urban

Description	Model No.	Case Qty.	4 Satin Brass	4/19 Satin Brass w/ Matte Black	15 Satin Nickel	15/19 Satin Nickel w/ Matte Black
3" Pull	9390	20	9390-4	9390-419	9390-15	9390-1519
96mm Pull	9391	20	9391-4	9391-419	9391-15	9391-1519
128mm Pull	9392	20	9392-4	9392-419	9392-15	9392-1519
160mm Pull	9393	20	9393-4	9393-419	9393-15	9393-1519
192mm Pull	9394	10	9394-4	9394-419	9394-15	9394-1519
224mm Pull	9395	10	9395-4	9395-419	9395-15	9395-1519
256mm Pull	9396	10	9396-4	9396-419	9396-15	9396-1519


Description	Model No.	Case Qty.	19 Matte Black	19/4 Matte Black w/ Satin Brass	19/15 Matte Black w/ Satin Nickel	26 Polished Chrome
3" Pull	9390	20	9390-19	9390-194	9390-1915	9390-26
96mm Pull	9391	20	9391-19	9391-194	9391-1915	9391-26
128mm Pull	9392	20	9392-19	9392-194	9392-1915	9392-26
160mm Pull	9393	20	9393-19	9393-194	9393-1915	9393-26
192mm Pull	9394	10	9394-19	9394-194	9394-1915	9394-26
224mm Pull	9395	10	9395-19	9395-194	9395-1915	9395-26
256mm Pull	9396	10	9396-19	9396-194	9396-1915	9396-26



Plateau

Description	Model No.	Case Qty.	11P Vintage Bronze	15 Satin Nickel	19 Matte Black
96mm Pull	9801	10	9801-11P	9801-15	9801-19
128mm Pull	9802	10	9802-11P	9802-15	9802-19
160mm Pull	9803	10	9803-11P	9803-15	9803-19
192mm Pull	9804	10	9804-11P	9804-15	9804-19
224mm Pull	9805	10	9805-11P	9805-15	9805-19
256mm Pull	9806	10	9806-11P	9806-15	9806-19


Stone Harbor Hardware Cabinet Finish Chart





Zephyr

Description	Model No.	Case Qty.	15 Satin Nickel	19 Matte Black	26 Polished Chrome
96mm Pull	9821	10	9821-15	9821-19	9821-26
128mm Pull	9822	10	9822-15	9822-19	9822-26
160mm Pull	9823	10	9823-15	9823-19	9823-26
192mm Pull	9824	10	9824-15	9824-19	9824-26
224mm Pull	9825	10	9825-15	9825-19	9825-26
256mm Pull	9826	10	9826-15	9826-19	9826-26



9691

Mesa

Description	Model No.	Case Qty.	4 Satin Brass	11P Vintage Bronze	15 Satin Nickel	19 Matte Black	26 Polished Chrome
Mini Pull	9691	25	9691-4	9691-11P	9691-15	9691-19	9691-26
3" / 96mm Pull	9692	10	9692-4	9692-11P	9692-15	9692-19	9692-26
128mm Pull	9693	10	9693-4	9693-11P	9693-15	9693-19	9693-26
160mm Pull	9694	10	9694-4	9694-11P	9694-15	9694-19	9694-26
192mm Pull	9695	10	9695-4	9695-11P	9695-15	9695-19	9695-26
224mm Pull	9696	10	9696-4	9696-11P	9696-15	9696-19	9696-26
256mm Pull	9697	10	9697-4	9697-11P	9697-15	9697-19	9697-26

Jetstream

Description	Model No.	Case Qty.	15 Satin Nickel	19 Matte Black	26 Polished Chrome
32mm Pull	9671	10	9671-15	9671-19	9671-26
96mm Pull	9672	10	9672-15	9672-19	9672-26
128mm Pull	9673	10	9673-15	9673-19	9673-26
160mm Pull	9674	10	9674-15	9674-19	9674-26
192mm Pull	9675	10	9675-15	9675-19	9675-26
256mm Pull	9676	10	9676-15	9676-19	9676-26
320mm Pull	9677	10	9677-15	9677-19	9677-26



32mm ≈ 1-1/4"

38mm ≈ 1-1/2"

96mm ≈ 3-3/4"

128mm ≈ 5-1/32"

160mm ≈ 6-9/32"

192mm ≈ 7-9/16"

224mm ≈ 8-13/16"

256mm ≈ 10-1/16"

320mm ≈ 12-19/32"

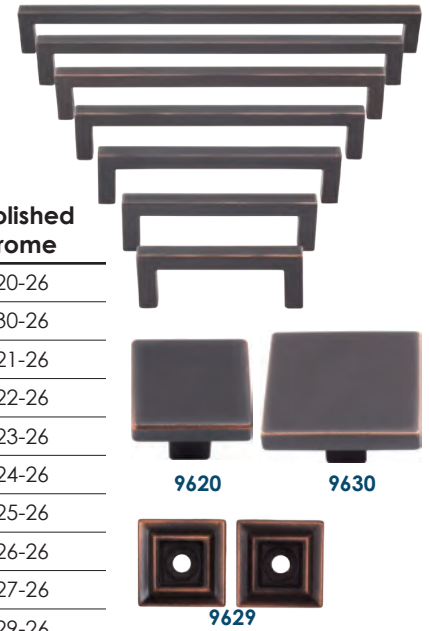
Millimeters to Inches



Contemporary Square

Zinc

Description	Model No.	Case Qty.	11P Vintage Bronze	15 Satin Nickel	19 Matte Black	26 Polished Chrome
1-1/8" Knob	9620	25	9620-11P	9620-15	9620-19	9620-26
1-1/2" Knob	9630	25	9630-11P	9630-15	9630-19	9630-26
3" Pull	9621	10	9621-11P	9621-15	9621-19	9621-26
96mm Pull	9622	10	9622-11P	9622-15	9622-19	9622-26
128mm Pull	9623	10	9623-11P	9623-15	9623-19	9623-26
160mm Pull	9624	10	9624-11P	9624-15	9624-19	9624-26
192mm Pull	9625	10	9625-11P	9625-15	9625-19	9625-26
224mm Pull	9626	10	9626-11P	9626-15	9626-19	9626-26
256mm Pull	9627	10	9627-11P	9627-15	9627-19	9627-26
Backplates (2/pk)	9629	25	9629-11P	9629-15	9629-19	9629-26



Stainless steel

Description	Model No.	Case Qty.	4 Satin Brass	19 Matte Black	32D Satin Stainless Steel
96mm Pull	9771	25	9771-4	9771-19	9771-32D
128mm Pull	9772	25	9772-4	9772-19	9772-32D
160mm Pull	9773	25	9773-4	9773-19	9773-32D



Contemporary Round

Zinc

Description	Model No.	Case Qty.	11P Vintage Bronze	15 Satin Nickel	19 Matte Black	26 Polished Chrome
15/16" Knob	9330	25	9330-11P	9330-15	9330-19	9330-26
1" Knob	9600	25	9600-11P	9600-15	9600-19	9600-26
1-1/2" Knob	9610	25	9610-11P	9610-15	9610-19	9610-26
3" Pull	9601	10	9601-11P	9601-15	9601-19	9601-26
96mm Pull	9602	10	9602-11P	9602-15	9602-19	9602-26
128mm Pull	9603	10	9603-11P	9603-15	9603-19	9603-26
160mm Pull	9604	10	9604-11P	9604-15	9604-19	9604-26
192mm Pull	9605	10	9605-11P	9605-15	9605-19	9605-26
224mm Pull	9606	10	9606-11P	9606-15	9606-19	9606-26
256mm Pull	9607	10	9607-11P	9607-15	9607-19	9607-26




Stainless steel

Description	Model No.	Case Qty.	4 Satin Brass	19 Matte Black	32D Satin Stainless Steel
96mm Pull	9781	25	9781-4	9781-19	9781-32D
128mm Pull	9782	25	9782-4	9782-19	9782-32D
160mm Pull	9783	25	9783-4	9783-19	9783-32D




Curtiss

Description	Model No.	Case Qty.	11P Vintage Bronze	15 Satin Nickel	19 Matte Black	26 Polished Chrome
96mm Pull	9481	25	9481-11P	9481-15	9481-19	9481-26
128mm Pull	9482	25	9482-11P	9482-15	9482-19	9482-26
160mm Pull	9483	25	9483-11P	9483-15	9483-19	9483-26
Knob	9480	25	9480-11P	9480-15	9480-19	9480-26



Douglas

Description	Model No.	Case Qty.	11P Vintage Bronze	15 Satin Nickel	19 Matte Black	26 Polished Chrome
Knob	9700	25	9700-11P	9700-15	9700-19	9700-26
96mm Pull	9701	25	9701-11P	9701-15	9701-19	9701-26
128mm Pull	9702	25	9702-11P	9702-15	9702-19	9702-26
160mm Pull	9703	25	9703-11P	9703-15	9703-19	9703-26



Edge Pull

Description	Model No.	Case Qty.	15 Satin Nickel	19 Matte Black
1-1/2" (1" CTC)	9661	25	9661-15	9661-19
3-1/4" (2" CTC)	9662	25	9662-15	9662-19
4-1/4" (3" CTC)	9663	25	9663-15	9663-19
5-1/4" (4" CTC)	9664	10	9664-15	9664-19
7-1/4" (6" CTC)	9665	10	9665-15	9665-19
9-1/4" (8" CTC)	9666	10	9666-15	9666-19
11-1/4" (10" CTC)	9667	10	9667-15	9667-19
13-1/4" (12" CTC)	9668	10	9668-15	9668-19



Livingstone

Description	Model No.	Case Qty.	15 Satin Nickel	19 Matte Black
Knob	9471	25	9471-15	9471-19
3" / 96mm Pull	9470	25	9470-15	9470-19
128mm Pull	9472	10	9472-15	9472-19
160mm Pull	9473	10	9473-15	9473-19
192mm Pull	9474	10	9474-15	9474-19





NEW!

Rubicon


Description	Model No.	Case Qty.	15 Satin Nickel	19 Matte Black
96mm Pull	9791	10	9791-15	9791-19
128mm Pull	9792	10	9792-15	9792-19
160mm Pull	9793	10	9793-15	9793-19
192mm Pull	9794	10	9794-15	9794-19
224mm Pull	9795	10	9795-15	9795-19
256mm Pull	9796	10	9796-15	9796-19



NEW!

Metropolis

Description	Model No.	Case Qty.	11P Vintage Bronze	15 Satin Nickel	19 Matte Black
96mm Pull	9811	10	9811-11P	9811-15	9811-19
128mm Pull	9812	10	9812-11P	9812-15	9812-19
160mm Pull	9813	10	9813-11P	9813-15	9813-19
192mm Pull	9814	10	9814-11P	9814-15	9814-19
224mm Pull	9815	10	9815-11P	9815-15	9815-19
Knob	9810	10	9810-11P	9810-15	9810-19



Sherwood

Description	Model No.	Case Qty.	11P Vintage Bronze	15 Satin Nickel	19 Matte Black
3" Pull	9491	25	9491-11P	9491-15	9491-19
96mm Pull	9492	25	9492-11P	9492-15	9492-19
128mm Pull	9493	25	9493-11P	9493-15	9493-19
160mm Pull	9494	25	9494-11P	9494-15	9494-19
192mm Pull	9495	25	9495-11P	9495-15	9495-19
Knob	9490	25	9490-11P	9490-15	9490-19




Alesund

Description	Model No.	Case Qty.	11P Vintage Bronze	15 Satin Nickel	19 Matte Black
3" Pull	9420	25	9420-11P	9420-15	9420-19
96mm Pull	9421	25	9421-11P	9421-15	9421-19
128mm Pull	9423	25	9423-11P	9423-15	9423-19
1-1/4" Knob	9422	25	9422-11P	9422-15	9422-19



Arts & Crafts

Description	Model No.	Case Qty.	11P Vintage Bronze	15 Satin Nickel	19 Matte Black	WN Weathered Nickel
3" Pull	9412	25	9412-11P	9412-15	9412-19	-
3" / 96mm Pull	9410	25	9410-11P	9410-15	9410-19	-
Knob Pull	9415	25	9415-11P	9415-15	9415-19	9415-WN
Round Knob	9411	25	9411-11P	9411-15	9411-19	9411-WN
Square Knob	9416	25	9416-11P	9416-15	9416-19	9416-WN
Backplate for 9411	9413	25	9413-11P	9413-15	9413-19	9413-WN
Backplate for 9412	9414	25	9414-11P	9414-15	9414-19	-



WHILE SUPPLIES LAST!

Charlotte

Description	Model No.	Case Qty.	11P Vintage Bronze	15 Satin Nickel	19 Matte Black
3" Pull	954	25	954-11P	954-15	954-19
1-3/8" Knob	971	25	971-11P	971-15	971-19
1-3/4" Bi-fold Knob	30115	25	30115-11P	30115-15	30115-19



Coordinates with Stone Harbor Hardware's Charlotte bath collection (page E-1).

Telluride

Description	Model No.	Case Qty.	11P Vintage Bronze	15 Satin Nickel	19 Matte Black	WN Weathered Nickel
3" Pull	9681	10	9681-11P	9681-15	9681-19	-
4" Pull	9682	10	9682-11P	9682-15	9682-19	9682-WN
5" Pull	9683	10	9683-11P	9683-15	9683-19	9683-WN
6" Pull	9684	10	9684-11P	9684-15	9684-19	9684-WN
8" Pull	9685	10	9685-11P	9685-15	9685-19	-
10" Pull	9686	10	9686-11P	9686-15	9686-19	-
1-1/2" Knob	30052	25	30052-11P	30052-15	30052-19	30052-WN



WHILE SUPPLIES LAST!

Estate

Description	Model No.	Case Qty.	11P Vintage Bronze	15 Satin Nickel	19 Matte Black
Cup Pull (3" CTC)	953	25	953-11P	953-15	953-19
1-1/4" Knob	973	25	973-11P	973-15	973-19
3" Pull	918	25	-	918-15	-

WHILE SUPPLIES LAST!



Texas Star

Description	Model No.	Case Qty.	11P Vintage Bronze	15 Satin Nickel
3" / 96mm Pull	9371	25	9371-11P	9371-15
1-1/4" Knob	9370	25	9370-11P	9370-15





Bar Pulls

Plated Steel
Includes screws



Description	Model No.	Case Qty.	4 Satin Brass	11P Vintage Bronze	15 Satin Nickel	19 Matte Black	26 Polished Chrome	32D Satin Stainless Steel
3" Pull	9641	10	9641-4	9641-11P	9641-15	9641-19	9641-26	9641-32D
96mm Pull	9642	10	9642-4	9642-11P	9642-15	9642-19	9642-26	9642-32D
128mm Pull	9643	10	9643-4	9643-11P	9643-15	9643-19	9643-26	9643-32D
160mm Pull	9644	10	9644-4	9644-11P	9644-15	9644-19	9644-26	9644-32D
192mm Pull	9645	10	9645-4	9645-11P	9645-15	9645-19	9645-26	9645-32D
224mm Pull	9646	10	9646-4	9646-11P	9646-15	9646-19	9646-26	9646-32D
256mm Pull	9647	10	9647-4	9647-11P	9647-15	9647-19	9647-26	9647-32D
T-Knob	9640	25	9640-4	9640-11P	9640-15	9640-19	9640-26	9640-32D

Gateway

Description	Model No.	Case Qty.	15 Satin Nickel	19 Matte Black
96mm Pull	9060	10	9060-15	9060-19
128mm Pull	9061	10	9061-15	9061-19



Wire Pulls

Description	Model No.	Case Qty.	10B Oil-Rbd. Bronze	11P Vintage Bronze	15 Satin Nickel	26 Polished Chrome	26D Satin Chrome
3" Pull	9360	10	9353-10B	9360-11P	9360-15	9360-19	9360-26D
96mm Pull	9362	10	-	9362-11P	9362-15	9362-19	9362-26D
4" Pull	9361	10	-	9361-11P	9361-15	9361-19	9361-26D

Essential Series

Description	Model No.	Case Qty.	11P Vintage Bronze	15 Satin Nickel	19 Matte Black
3" Pull	9116	25	9116-11P	9116-15	9116-19
3" Spoon Pull	93167	25	93167-11P	93167-15	93167-19
Cup Pull (3" CTC)	9055	25	9055-11P	9055-15	9055-19
1-1/4" Round Knob	928	25	928-11P	928-15	928-19
1-3/8" Knob	9148	25	9148-11P	9148-15	9148-19



Knobs

Description	Model No.	Case Qty.	11P Vintage Bronze	15 Satin Nickel	19 Matte Black	26 Polished Chrome
Tower	9310	25	9310-11P	9310-15	9310-19	9310-26
1-1/8" Universal	9340	25	9340-11P	9340-15	9340-19	9340-26
1-1/8" Classic	9320	25	9320-11P	9320-15	9320-19	9320-26



Wood Knobs

Description	Model No.	Case Qty.	Not Finish Specific
3/4" 4/pk	9040	12	9040-WD
1" 2/pk	9041	12	9041-WD
1-1/4" 2/pk	9042	12	9042-WD
1-1/2" 2/pk	9043	12	9043-WD
1-3/4" 2/pk	9044	12	9044-WD
2" 2/pk	9045	12	9045-WD



Shelf Supports & Tabs

Metal-finished supports have 1/4" diameter
Clear supports 3/16" pin diameter

Description	Model No.	Case Qty.	10B	15 Satin Nickel	19 Matte Black	ZC Zinc
Support w/ 1/4" Pin 100/pk	9346	10	9346-10B	-	9346-19	9346-ZC
Tab w/ 1/4" Pin 100/pk	9348	10	9348-10B	9348-15	-	-



Cabinet Hinges

Includes 10-1/2" mounting screws & 2 felt pads

Description	Model No.	Case Qty.	11P Vintage Bronze	15 Satin Nickel	19 Matte Black	26 Polished Chrome
3/8" Inset Self-Closing 2/pk	97628	25	97628-11P	97628-15	97628-19	97628-26
Flush Self-Closing 2/pk	97629	25	97629-11P	97629-15	97629-19	97629-26



Ball Friction Catches



Includes mounting screws

Description	Model No.	Case Qty.	3 Polished Brass	5 Antique Brass	10B Oil-Rbd. Bronze	15 Satin Nickel	15A Antique Nickel	26D Satin Chrome
1-15/16" x 3/8"	31718	50	31718-3	31718-5	31718-10B	31718-15	31718-15A	31718-26D

Cabinet Screws

Description	Model No.	Case Qty.	Zinc Plated
#8-32 x 1" 100/pk	978027	10	978027
#8-32 x 1-1/4" 100/pk	978029	10	978029
#8-32 x 1-1/2" 100/pk	978030	10	978030
#8-32 x 1-5/8" 100/pk	979063	10	979063
#8-32 x 1-3/4" 100/pk	978031	10	978031
#8-32 x 2" 100/pk	977300	10	977300
#8-32 x 1-3/4" Snap-Off	978034	10	978034



DELTA



Material: Solid Brass

Cabinet Knobs

Description	Model No.	Case Qty.	4 Satin Brass	10B Oil-Rbd. Bronze	14 Polished Nickel	15 Satin Nickel	19 Matte Black
1-1/4" Modern Square	KS125U	1	DT49339	DT49340	DT49341	DT49342	DT49343
Description	Model No.	Case Qty.	26 Polished Chrome	26D Satin Chrome			
1-1/4" Modern Square	KS125U	1	DT49344	DT49345			

Cabinet Locks

Description	Model No.	Case Qty.	10B Oil-Rbd. Bronze	15 Satin Nickel
1-1/2" x 1-3/4"	CL1532U	20	DT47465	DT47466
1-5/8" x 2-1/4"	CL1580U	10	DT47491	DT47492

Secure cabinet doors
Size: 1-1/2" x 1-3/4"
Material: Solid Brass

Secure cabinet doors
Size: 1-5/8" x 2-1/4"
Material: Solid Brass



Ball Tension Catches: For use on cabinet doors and closets
Material: Solid Brass

Material: Steel

Ball Tension & Magnetic Catches

Description	Model No.	Case Qty.	3 Polished Brass	5 Antique Brass	10B Oil-Rbd. Bronze	15 Satin Nickel	15A Antique Nickel
1-7/8" x 5/16" Ball Tension	BTC10U	40	DT45360	DT45380	DT45240	DT45260	DT45280
2-1/4" x 1/2" Ball Tension	BTC20U	50	DT45540	DT45560	DT45420	DT45440	DT45460
3" x 3/4" Ball Tension	BTC30U	25	DT45720	DT45740	DT45600	DT45620	DT45640
2-1/6" x 1-3/8" x 5/8" Magnetic	MC325	25	-	-	-	-	-
3-1/8" x 1" x 9/16" Magnetic	MC326	50	-	-	-	-	-
3-1/8" x 1" x 3/4" Magnetic	MC327	25	-	-	-	-	-

Description	Model No.	Case Qty.	19 Matte Black	26 Polished Chrome	26D Satin Chrome	32D Satin Stainless Steel
1-7/8" x 5/16" Ball Tension	BTC10U	40	DT45300	DT45320	DT45340	-
2-1/4" x 1/2" Ball Tension	BTC20U	50	DT45480	DT45500	DT45520	-
3" x 3/4" Ball Tension	BTC30U	25	DT45660	DT45680	DT45700	-
2-1/6" x 1-3/8" x 5/8" Magnetic	MC325	25	-	-	-	DT30720
3-1/8" x 1" x 9/16" Magnetic	MC326	50	-	-	-	DT30740
3-1/8" x 1" x 3/4" Magnetic	MC327	25	-	-	-	DT30760

IVES®



Magnetic Catches

Description	Model No.	Case Qty.	3 Polished Brass	92 Aluminum
Heavy-Duty w/ Strike	326A	10	IV11588	IV07482

- Withstand loads up to 9lbs.
- Included: sheet metal screws, 2 short strikes, and 1 long strike
- Case: 1" x 3-1/8" x 9/16"

- Load: 100 lb; height: 1.79"
- Lever disconnect
- Telescopic action
- Ball-bearing rollers
- Direct access mounting holes



8450 Soft-Close Full Extension Ball Bearing Drawer Slides

Description	Model No.	Case Qty.	Zinc Plated
12" Heavy-Duty 2/pk	8450FMP	10	KV31633
14" Heavy-Duty 2/pk	8450FMP	10	KV31634
16" Heavy-Duty 2/pk	8450FMRP	10	KV35424
18" Heavy-Duty 2/pk	8450FMRP	10	KV35425
20" Heavy-Duty 2/pk	8450FMRP	10	KV35426
22" Heavy-Duty 2/pk	8450FMRP	10	KV35427
24" Heavy-Duty 2/pk	8450FMP	10	KV31639
26" Heavy-Duty 2/pk	8450FMP	10	KV31640
28" Heavy-Duty 2/pk	8450FMP	10	KV31565



Side-Mount Tru-Trac Drawer Slides

Description	Model No.	Case Qty.	Zinc Plated
250mm / 10" 2/pk	TT100P 250	10	KV34807
300mm / 12" 2/pk	TT100P 300	10	KV34516
350mm / 14" 2/pk	TT100P 350	10	KV34517
400mm / 16" 2/pk	TT100P 400	10	KV34518
450mm / 18" 2/pk	TT100P 450	10	KV34519
500mm / 20" 2/pk	TT100P 500	10	KV34520
550mm / 22" 2/pk	TT100P 550	10	KV34521
600mm / 24" 2/pk	TT100P 600	10	KV34522
650mm / 26" 2/pk	TT100P 650	10	KV34523
700mm / 28" 2/pk	TT100P 700	10	KV34525



8400



8400 EB

Traditional and 32mm hole pattern supports industry standards

8400 Soft-Close Full Extension Ball Bearing Drawer Slides

Description	Model No.	Case Qty.	Zinc Plated	Ebony Black
8" 2/pk	8400P 8	10	KV23445	-
10" 2/pk	8400P 10	10	KV10986	-
12" 2/pk	8400P 12	10	KV10987	-
14" 2/pk	8400P 14	10	KV10988	-
16" 2/pk	8400P 16	10	KV10989	KV12951
18" 2/pk	8400P 18	10	KV10990	KV12952
20" 2/pk	8400P 20	10	KV10991	KV12953
22" 2/pk	8400P 22	10	KV10992	KV12954
24" 2/pk	8400P 24	10	KV10993	KV13694
26" 2/pk	8400P 26	10	KV10994	-
28" 2/pk	8400P 28	10	KV10995	-

Mounting Brackets for Drawer Slides

Description	Model No.	Case Qty.	Zinc Plated	Ebony Black
Front Bracket	8404	20	KV24232	KV24229
Rear Bracket	8401	20	KV24320	-
Rear Bracket	8402	20	KV11129	-
Bracket Kit	8404B	20	KV24233	-
Rear Bracket	8403P	20	KV34530	-



8403P



8404

Front mounting bracket for face-frame applications



8402

Rear mounting bracket for face-frame applications



- 75 lb. class 3/4 extension
- 1/2" required on either side

1300 Series Nylon Ball Bearing Roller Drawer Slides

Description	Model No.	Case Qty.	Zinc Plated
12" x 3/4" 2/pk	1300P ZC 12	10	KV00157
14" x 3/4" 2/pk	1300P ZC 14	10	KV00158
16" x 3/4" 2/pk	1300P ZC 16	10	KV00159
18" x 3/4" 2/pk	1300P ZC 18	10	KV00160
20" x 3/4" 2/pk	1300P ZC 20	10	KV00161
22" x 3/4" 2/pk	1300P ZC 22	10	KV00162
24" x 3/4" 2/pk	1300P ZC 24	10	KV00163
26" x 3/4" 2/pk	1300P ZC 26	10	KV00164
28" x 3/4" 2/pk	1300P ZC 28	10	KV00165



Tite-Joint Fastener

Description	Model No.	Case Qty.	Zinc Plated
516/100 ZC 100/pk	516/100 ZC	1	KV08383



Metal shelf designed for 1/4" holes
Pin Length: 3/8"
Shelf Rest: 1/2"W x 11/16"D

346P



Metal shelf designed for 1/4" holes
Pin Length: 7/16"
Shelf Rest: 1/2"W x 17/32"D

338P

Shelf Supports

Description	Model No.	Case Qty.	Brass Tone	Anachrome	Walnut	Clear
Metal (1/4" Pin) 12/pk	346P	10	KV00095	KV00096	KV00097	-
Plastic (5mm Pin) 12/pk	338P	10	-	-	-	KV15343

CompX NATIONAL



C8053



C8060

Cam Locks

Description	Model No.	Case Qty.	3 Brass	4G Antique Brass	14 Nickel	Y21 Black
Fits up to 7/8" (KA25)	C8053	25	NL0153	NL0253	NL0053	NL0753
Fits up to 1-1/2" (KA25)	C8060	25	NL0640	NL0650	NL0600	NL0760

Furniture Hardware



Countersunk screw holes
Manufactured from cold-rolled steel

Chair Braces

Retail Pack

Description	Model No.	Case Qty.	Brass	Nickel	Antique Bronze
4/pk	V120	5	N226-233	N229-112	N176-347



Manufactured from steel

Chest Handles

Retail Pack

Description	Model No.	Case Qty.	2-3/4"	3-1/2"	4"
Zinc Plated Steel	V175	5	N203-760	N117-002	N117-077

Polybagged

Description	Model No.	Case Qty.	2-3/4"	3-1/2"
Zinc Plated Steel	SPB175	20	N237-347	N226-886



- Supports table legs, shelves and chest lids
- Prevents lids from slamming shut
- Includes fasteners
- Steel material

Folding Supports

Retail Pack

Description	Model No.	Case Qty.	3 Polished Brass
Left	V1890L	5	N208-611
Right	V1890R	5	N208-629




Manufactured from solid brass

Decorative Corners

Retail Pack

Description	Model No.	Case Qty.	3 Polished Brass
5/8" x 1-3/4" 4/pk	V1851	5	N213-447
9/16" x 1-1/4" 4/pk	V1851	5	N213-454



- Manufactured from steel
- Bracket mounts on the wall while the cable connects to furniture
- For interior or exterior applications

Anti-Tip Kit

Retail Pack

Description	Model No.	Case Qty.	Not Finish Specific
Furniture Anti-Tip Kit	V2581	6	N260-160



- Recessed handle for total flush mounting
- Includes four screws
- Manufactured from steel

Flush Ring Pulls

Retail Pack

Description	Model No.	Case Qty.	Zinc Plated
3" x 3-1/2"	V177	5	N203-752



Drop Leaf Supports

Retail Pack

Description	Model No.	Case Qty.	Brown
10" (70 lb. SWL)	V1896	5	N249-250



- Used to support lids on boxes, chests, etc.
- Universal, can be mounted to left or right side
- Tension can be adjusted to hold lid in any position
- Mounting screws included
- Fits chests 3-1/4 inch or deeper
- Manufactured from steel

Friction Lid Supports

Retail Pack

Description	Model No.	Case Qty.	3 Polished Brass
Steel	V1891	5	N208-637



Decorative Hasps

Retail Pack

Description	Model No.	Case Qty.	3 Polished Brass
5/8" x 1-7/8"	V1824	5	N211-466



For 3/4" drawers

Keyed Drawer Locks

Retail Pack

Description	Model No.	Case Qty.	Brass
3/4"	VKA826	5	N185-298



518

519

Non-Removable Pin Narrow Hinges

Retail Pack

Description	Model No.	Case Qty.	3 Polished Brass	Zinc Plated	Stainless Steel
1" 2/pk	V518	5	N145-946	N145-920	-
1-1/2" 2/pk	V518	5	N146-068	N146-043	-
2" 2/pk	V518	5	N146-175	N146-159	-
2-1/2" 2/pk	V518	5	N146-290	N146-258	-
3" 2/pk	V518	5	N146-399	N146-373	-
3" 1/pk	518	20	-	N146-365	-
1-1/2" 2/pk	V519	3	-	-	N348-979
2" 2/pk	V519	3	-	-	N348-987
3" 2/pk	V519	3	-	-	N348-995



Swaged for mortise installations
Manufactured with cold rolled steel
Five knuckle, full mortise design

Loose Pin Narrow Hinges

Retail Pack

Description	Model No.	Case Qty.	Zinc Plated
1" 2/pk	V508	5	N141-606
1-1/2" 2/pk	V508	5	N141-739
2" 2/pk	V508	5	N141-838
2-1/2" 2/pk	V508	5	N141-945
3" 2/pk	V508	5	N142-034



Chest Hinges

Retail Pack

Description	Model No.	Case Qty.	3 Polished Brass	Zinc
1-1/2" x 3/4" 2/pk	V550	5	N147-181	N147-165



- For use on cabinets, boxes and chests
- For right or left hand applications
- Surface mount for easy installation
- Fasteners included

Hooks & Staples

Retail Pack

Description	Model No.	Case Qty.	3 Polished Brass	10B Oil-Rbd. Bronze	15 Satin Nickel
2/pk	V1841	5	N211-938	N211-023	N211-017



N189-597



N224-683

Shelf Supports & Tabs

Retail Pack

Description	Model No.	Case Qty.	Zinc Plated	Brown	White
Metal 1/4" Pin	V159	5	N189-597	-	-
Plastic 1/4" Pin	V159	5	-	N224-683	N266-205



- Tight pin for more secure applications
- Surface mount for easy installation
- Manufactured with hot-rolled steel

Back Flap Hinges

Retail Pack

Description	Model No.	Case Qty.	Zinc
1-1/2" 2/pk	V552	5	N147-348
2" 2/pk	V552	5	N147-405



- Designed for desks, lids, chests, cabinets, table leaves, etc.
- Surface or flush mount
- Solid brass screws included
- Manufactured of solid brass, with clear lacquer protective coating

Desk Hinges

Retail Pack

Description	Model No.	Case Qty.	3 Polished Brass
1-1/2" x 2" 2/pk	V1805	5	N211-870
2" x 3-1/16" 2/pk	V1805	5	N211-888



Decorative Hinges

Retail Pack

Description	Model No.	Case Qty.	3 Polished Brass	5 Antique Brass	10B Oil-Rbd. Bronze	15 Satin Nickel
1-11/16" x 3-1/16" 2/pk	V1814	5	N211-847	N211-854	-	-
1-1/2" x 1-1/4" Ball Tip 2/pk	V1806	5	-	N213-538	-	-
1" x 3/4" Narrow 2/pk	V1800	5	☼	N211-185	-	-
3/4" x 5/8" 4/pk	V1800	5	N211-193	-	-	-
1-1/2" x 7/8" Narrow 2/pk	V1800	5	N211-219	N211-227	-	-
2" x 1" 2/pk	V1800	5	☼	N211-243	-	-
2-1/2" x 1-1/8" Narrow 2/pk	V1800	5	N211-250	-	-	-
3/4" x 11/16" 4/pk	V1801	5	N211-276	-	-	-
1" x 13/16" 4/pk	V1801	5	N211-284	-	-	-
1-1/2" x 1" 2/pk	V1801	5	N211-292	-	-	-
2" x 1-3/16" 2/pk	V1801	5	N211-300	-	-	-
2-1/2" x 1-9/16" 2/pk	V1801	5	N211-318	-	-	-
3/4" x 1" 4/pk	V1802	5	N211-326	-	-	-
1" x 1" 4/pk	V1802	5	N211-334	-	N211-019	N211-013
1-1/2" x 1-1/4" 2/pk	V1802	5	N211-359	N211-367	N211-020	N211-014
2" x 1-3/8" 2/pk	V1802	5	N211-375	N211-383	N211-021	N211-015
2-1/2" x 1-3/4" 2/pk	V1802	5	N211-391	☼	-	-



V1719

V1710

Mount to wall to prevent damage
Easy to install

Self-Adhesive Pads & Bumpers

Description	Model No.	Case Qty.	Natural	Clear
1/2" Round 8/pk	V1710	5	-	N225-466
3/4" Round 24/pk	V1716	5	-	-
3-1/2" x 4" 2/pk	V1719	5	N237-131	-



- For locking wood or metal cabinet doors and drawers
- Bar, face plate and parts made of steel for durability
- Easy installation
- For interior and exterior applications

Door / Drawer Utility Locks

Description	Model No.	Case Qty.	Polished Chrome 26
1/4"	V825	5	N183-756




Max Duty Closet System



- Snap-in pole support
- Holds 500 lb. each
- Bracket measures 11-1/4" (top piece) by 8" (back piece)
- Screws not included

Max Duty Shelf Brackets

Description	Model No.	Case Qty.	15 Satin Nickel	19 Matte Black	DB Dark Bronze	26 Polished Chrome	WH White
Shelf & Pole (3" drop)	74305	10	74305-15	74305-19	74305-DB	74305-26	74305-WH
10"-3/4" x 8-1/2"	74005	10	-	74005-19	-	-	74005-WH
14-1/2" x 10-1/2"	74009	10	-	74009-19	-	-	74009-WH
16" x 10-1/2"	74006	10	-	-	-	-	74006-WH
19-1/2" x 13"	74007	10	-	74007-19	-	-	74007-WH
Slide Thru Shelf & Pole	RP-0052	20	-	-	-	-	ST00520



Walls are two times thicker than regular duty closet poles

Max Duty Steel Closet Poles

Description	Model No.	Case Qty.	15 Satin Nickel	19 Matte Black	DB Dark Bronze	26 Polished Chrome	WH White
6' (1-5/16" dia.)	75706	4	75706-15 ★	75706-19 ★	75706-DB ★	75706-26 ★	75706-WH ★
8' (1-5/16" dia.)	75708	4	75708-15 ★	75708-19 ★	75708-DB ★	75708-26 ★	75708-WH ★
10' (1-5/16" dia.)	75710	4	75710-15 ★	75710-19 ★	75710-DB ★	75710-26 ★	75710-WH ★

10' closet poles require a 20-piece (5 case) minimum order due to shipping requirements.



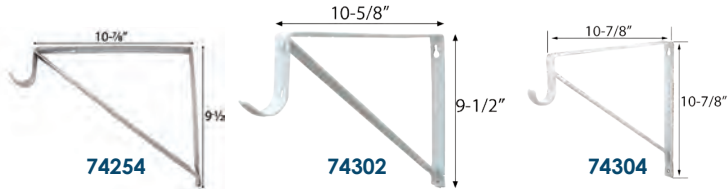
Use with up to a 1-5/6" diameter closet pole
Mounting hardware included



Set screw holds cap in place on the end of the pole
Keeps hangers from sliding off the pole

Max Duty Closet Pole Sockets & End Caps (fits up to 1-5/16")

Description	Model No.	Case Qty.	15 Satin Nickel	19 Matte Black	DB Dark Bronze	26 Polished Chrome	WH White
Pole Sockets	7505	10	7505-15	7505-19	7505-DB	7505-26	7505-WH
End Caps 2/pkg	7507	10	7507-15	7507-19	7507-DB	7507-26	7507-WH



Heavy-Duty Shelf Brackets

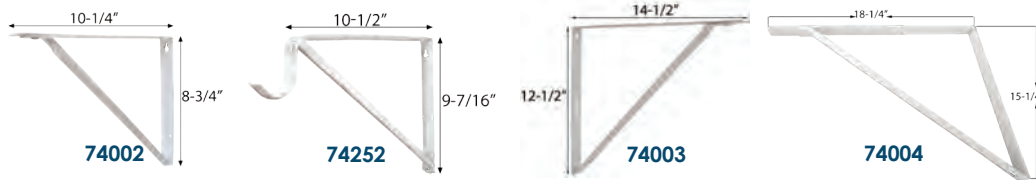
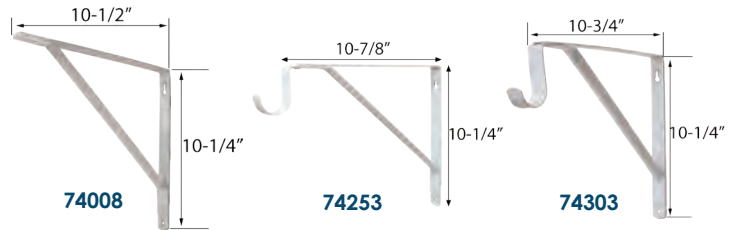
Screws not included

Description	Model No.	Case Qty.	DB Dark Bronze	PM Platinum	WH White
2-1/2" Drop	74254	20	74254-DB	74254-PM	74254-WH
3" Drop	74302	20	74302-DB	74302-PM	74302-WH
3" Drop Round Bar	74304	20	-	-	74304-WH

Flat Back Brackets

Screws not included

Description	Model No.	Case Qty.	WH White
10-1/2" (no hook)	74008	20	74008-WH
2-1/2" Drop Flat Back	74253	20	74253-WH
3" Drop Flat Back	74303	20	74303-WH



Standard Duty Shelf Brackets

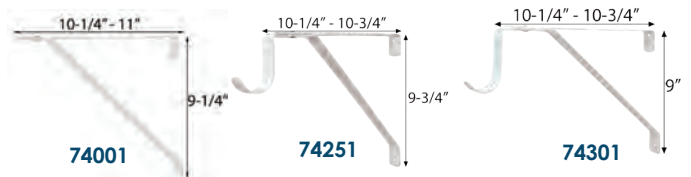
Screws not included

Description	Model No.	Case Qty.	DB Dark Bronze	PM Platinum	WH White
10-1/4" (no hook)	74002	20	74002-DB	74002-PM	74002-WH
2-1/2" Drop	74252	20	-	-	74252-WH
14-1/2" (no hook)	74003	20	-	-	74003-WH
18-1/4" x 15-1/4" (no hook)	74004	20	-	-	74004-WH

Adjustable Open Back Brackets

Screws not included

Description	Model No.	Case Qty.	WH White
10-1/4" - 11" No Drop	74001	20	74001-WH
10-1/4" - 10-3/4" w/ 2-1/2" Drop	74251	20	74251-WH
10-1/4" - 10-3/4" w/ 3" Drop	74301	20	74301-WH



Not for use with particle board shelving
For use with pine, plywood or other solid wood shelving

Shelf Bracket Screws



Includes two 1-1/2" screws and two 1/2" screws per pack



Includes four 1-1/2" screws, four 3/4" screws, and matching caps

Description	Model No.	Case Qty.	DB Dark Bronze	26 Polished Chrome	WH White
1-1/2" & 1/2" Screws 4/pk (2 ea.)	74920	20	74920-DB	74920-26	74920-WH
Screws w/ Caps	74921	20	-	-	74921-WH



Double Track Closet System



Heavy-Duty Wall Standards

Description	Model No.	Case Qty.	WH White
25" (1" deep)	76001	6	76001-WH ★
48" (1" deep)	76002	6	76002-WH ★
78" (1" deep)	76003	6	76003-WH ★

Standard-Duty Wall Standards

Description	Model No.	Case Qty.	WH White
25" (5/8" deep)	76011	10	76011-WH ★
39" (5/8" deep)	76012	10	76012-WH ★
48" (5/8" deep)	76013	10	76013-WH ★
63" (5/8" deep)	76014	10	76014-WH ★
70" (5/8" deep)	76015	10	76015-WH ★
78" (5/8" deep)	76016	10	76016-WH ★



Wall Standards

Description	Model No.	Case Qty.	WH White
24"	76201	10	76201-WH ★
36"	76202	10	76202-WH ★
48"	76203	10	76203-WH ★
60"	76204	10	76204-WH ★
72"	76205	10	76205-WH ★



Fasteners for Standards and Brackets

Description	Model No.	Case Qty.	WH White	Zinc
Hollow Wall Anchors 5/pk	74922	20	74922-WH	-
2-1/2" Double Track Screws 14/pk	74923	20	74923-WH	-
1-1/8" & 2" Double Track Screws (10 ea.) 20/pk	74924	20	74924-WH	-
1/2" Single Track Screws 50/pk	80-80	10	KV08844	KV08845



76031



76042

Shelf Brackets

Description	Model No.	Case Qty.	WH White
7" for Wood	76031	20	76031-WH
9" for Wood	76032	20	76032-WH
11" for Wood	76033	20	76033-WH
14" for Wood	76034	20	76034-WH
19" for Wood	76035	20	76035-WH
12" for Wire	76041	20	76041-WH
16" for Wire	76042	20	76042-WH
20" for Wire	76043	20	76043-WH



Horizontal Hang Tracks

Description	Model No.	Case Qty.	WH White
40"	76021	10	76021-WH ★
80"	76022	10	76022-WH ★

Single Track Closet System



Shelf Brackets

Description	Model No.	Case Qty.	WH White
8"	76211	10	76211-WH
10"	76212	10	76212-WH
12"	76213	10	76213-WH
14"	76214	10	76214-WH
16"	76215	10	76215-WH
18"	76216	10	76216-WH
20"	76217	10	76217-WH



Includes screws
Easily adjustable
Polybagged

Adjustable Closet Rods

Description	Model No.	Case Qty.	BZ Bright Zinc	WH White
18" - 30"	7221	10	7221-BZ ★	7221-WH ★
30" - 48"	7222	10	7222-BZ ★	7222-WH ★
48" - 72"	7223	10	7223-BZ ★	7223-WH ★
72" - 96"	7224	10	7224-BZ ★	7224-WH ★
72" - 120"	7225	10	7225-BZ ★	7225-WH ★
96" - 150"	7226	10	7226-BZ ★	7226-WH ★



0018-Elbow

Metal Closet Rods & Parts

Description	Model No.	Case Qty.	DB Dark Bronze	PM Platinum	WH White
4' (1-1/4" dia.)	75804	8	75804-DB ★	75804-PM ★	75804-WH ★
6' (1-1/4" dia.)	75806	8	75806-DB ★	75806-PM ★	75806-WH ★
8' (1-1/4" dia.)	75808	8	75808-DB ★	75808-PM ★	75808-WH ★
Corner Elbow	0018-ELBOW	8	-	-	ST00182



Wood Closet Poles & Sockets

Description	Model No.	Case Qty.	Hardwood	Pine	Birch
4' (1-1/4" dia.)	UPCR11448	8	WS11448	-	-
8' (1-1/4" dia.)	233-S	4	-	WS23352 ★	-
Sockets (fits 1-3/8" dia.)	XF40-138	40	-	-	WS01198
Heavy-Duty Sockets (fits 1-3/8")	XS12-138	12	WS01202	-	-
Heavy-Duty Sockets (fits 1-5/8")	XS12-158	12	WS01203	-	-



Closet Pole Sockets & End Caps (fits up to 1-3/8" dia.)

Description	Model No.	Case Qty.	3 Polished Brass	15 Satin Nickel	DB Dark Bronze	19 Matte Black	26 Polished Chrome	PM Platinum	WH White
Heavy-Duty Metal Sockets	7537	25	7537-3	7537-15	7537-DB	7537-19	7537-26	7537-PM	7537-WH
Metal Sockets	7539	25	7539-3	7539-15	7539-DB	7539-19	-	-	7539-WH
Nylon Sockets	7536	25	-	-	-	-	-	-	7536-WH
Plastic Sockets	RP-0037-100	100	-	-	-	-	-	-	ST00375
Plastic End Caps	7519	25	-	-	7519-DB	-	-	7519-PM	7519-WH



Includes installation screws
Overall size: 2-7/16" x 3/4"

Pole Sockets

Description	Model No.	Case Qty.	3 Polished Brass	15 Satin Nickel	10B Oil-Rbd. Bronze	19 Matte Black	WH White
For 1-1/2" Closet Rods	DD06-42	10	PA06422	PA06424	PA06426	PA06428	PA06427



Tilt Bins

Description	Model No.	Case Qty.	White	Description	Model No.	Case Qty.	Black
3 Compartment	20303B	4	DF02284	3 Compartment	20304B	4	DF02307
4 Compartment	20403B	6	DF02287	4 Compartment	20404B	6	DF02308
5 Compartment	20503B	6	DF02290	5 Compartment	20504B	6	DF02309
6 Compartment	20603B	12	DF02294	6 Compartment	20604B	12	DF02310
9 Compartment	20903B	12	DF02298	9 Compartment	20904B	12	DF02311



- Includes hang rail(s), standards, hang rail covers, shelf brackets, closet poles, closet pole hooks, and installation hardware
- Wood and wire shelves, accessories and fascia sold separately
- Adjustable for multiple configurations

Closet Culture Hardware Kits

Description	Model No.	Case Qty.	Champagne Nickel	Satin Gold
4'	0300-KITA-4	2	KV39867	KV40601
6'	0300-KITA-6	2	KV39868	KV40602
8'	0300-KITA-8	2	KV39869	KV40603

Closet Culture Accessory Kits

Description	Model No.	Case Qty.	Champagne Nickel	Satin Gold
Shoe Rack Kit	0335-SRK	2	KV39880	KV40598
Pants Rack Kit	0335-PRK	2	KV39879	KV40599
Basket Surround Kit	0335-SRND	6	KV39881	KV40597
Wire Mesh Basket	0335-BSKT-7	5	KV39878	KV40596



0335-PRK
Includes pants rack and two brackets



0335-SRK
Includes shoe rack, two brackets, and fascia mounting screws



0335-SRND



0335-BSKT-7
Used with basket surround kit (0335-SRND, not included)



KNAPE & VOGT



ClosetCulture™

Strong. Flexible. Elegant.



0119

Adjustable in 1-1/4" increments
Mounts on hang rail
Heavy-duty steel construction



0321-CVR-22

- Neatly covers hang rail mounting hardware
- Use 22" cover to ensure standards are properly spaced along hang rail for fast installation of components and accessories



0321-48

- Hang rail required for system installation
- Holds 800 lbs. (200 lb. per screw) installed on wall studs
- Holds 400 lb. (100 lb. per screw) installed into drywall with anchors

Heavy-Duty Standards & Hang Rails

Description	Model No.	Case Qty.	Champagne Nickel	Satin Gold
48" Standard	0119-48	6	KV39864	KV40588
78" Standard	0119-78	6	KV39865	KV40589
29" Standard Extension Kit	KT-0119-29	6	KV40326	-
48" Hang Rail	0321-48	6	KV39871	KV40586
22" Hang Rail Cover	0321-CVR-22	20	KV39872	KV40587
Hardware for Standards / Hang Rails	CD-0300-HDWR	10	KV39886	KV40594



CD-0300-HDWR



0323-16



0312-23



CD-0123-HOOK

Shelf Brackets, Closet Poles, & Accessories

Description	Model No.	Case Qty.	Champagne Nickel	Satin Gold
16" Bracket	0323-16	20	KV39873	KV40591
23" Pole w/ End Caps	0312-23	8	KV39870	KV40593
Snap-In Closet Hook	CD-0123-HOOK	20	KV39885	KV40592



0331-1623



0330-1623



0339-23



CD-0330-HDWR

Shelves

Description	Model No.	Case Qty.	Champagne Nickel	Satin Gold	Driftwood	Espresso	White Oak	Zinc Plated
16" x 23" x 3/4" Wire Shelf	0331-1623	6	KV39877	KV40600	-	-	-	-
16" x 23" x 3/4" Wood Shelf	0330-1623	5	-	-	KV39875	KV39874	KV39876	-
23" x 1-3/4" x 5/8" Wood Fascia	0339-23	6	-	-	KV39883	KV39882	KV39884	-
Shelf Clips for 6 Shelves	CD-0330- HDWR	10	-	-	-	-	-	KV39887

FAST-MOUNT Shelving System



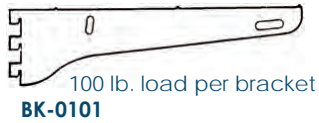
- Flush or surface mounting
- Flat surface and square edge
- 5/8" wide, 3/16" depth
- Adjustable at 1/2" increments
- Numbered at every inch for alignment
- No nails

Wall Standards

Description	Model No.	Case Qty.	Galvanized
4' x 1" x 1"	BK-0100-4	6	ST01004 ★
6' x 1" x 1"	BK-0100-6	6	ST01006 ★

255 Adjustable Shelf Standards

Description	Model No.	Case Qty.	Zinc	White on Steel
36"	PK255 36	20	KV00656 ★	KV00795 ★
48"	PK255 48	20	KV00657 ★	KV00794 ★
60"	PK255 60	20	KV00658 ★	KV00793 ★
72"	PK255 72	20	KV00659 ★	KV00792 ★


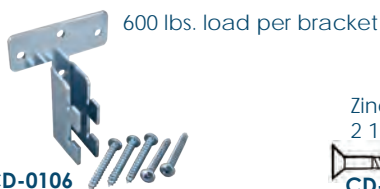


Shelf Brackets

Description	Model No.	Case Qty.	Galvanized
11" Single	BK-0101	50	ST01010
10" Double	BK-0102	10	ST01020
14" Double	BK-0102-14	10	ST01024
10" Double w/ Support	BK-0103-11	10	ST01030
13" Double w/ Support	BK-0103-14	10	ST01031
20" Double w/ Support	BK-0103-22	10	ST01032

Shelf Supports for Standards

Description	Model No.	Case Qty.	Zinc	White
for 233 / 255 100/pk	239	10	KV00091	-
for 255 100/pk	256 / 256S	10	KV00093	KV00900
for 233 100/pk	237	10	KV00735	-



Nails for Standards

Description	Model No.	Case Qty.	Zinc	White
for 255 650/pk	255-81N	5	KV00938	KV06818



FAST-MOUNT Brackets & Fasteners

Description	Model No.	Case Qty.	Galvanized
Bracket w/ screws	CD-0106	10	ST01060
#8 x 2-1/2" 14/pk	CD-0105	10	ST01050



Adjustable Closet Rods

Description	Model No.	Case Qty.	Brushed Nickel	Dark Bronze	Polished Chrome	White
30" - 48"	RP0020-30/48	6	KV36092	KV36093	KV36094	KV36095
48" - 72"	RP0020-48/72	6	KV35108	KV35117	KV35105	KV35102

Folding 'L' Brackets

Description	Model No.	Case Qty.	White
12"	206 WH 12	10	KV22518
16"	206 WH 16	10	KV22519



- Adjustable to 90°, 80°, 70° and 0° (closed)
- Supports up to 750 lb./ pair
- Zinc-coated steel
- Spring loaded release lever
- Brackets with UPC labels and installation instructions

- Heavy-duty construction
- 1-1/4" outside diameter
- 1.25mm material wall thickness
- Coordinates with Max Duty Shelf Brackets (see page 190)
- Includes all mounting hardware
- Easy to install



KNAPE & VOGT



HEAVYWEIGHT™



- Heavyweight Diamond Plate Steel Pegboard
- Heavy-duty, long-lasting system
- Built to withstand high-use working environments
- Steel shelf edge strengthens the shelf and prevents sagging
- Holds up to 2,000 lb.



Holds up to 2,000 lb.

0221-40PM

Wall Standards

Description	Model No.	Case Qty.	Platinum
45"	0201-45PM	6	ST00085
75"	0201-75PM	6	ST00086



Rust-resistant, galvanized finish
Fits all standard peg hook accessories

Pegboard

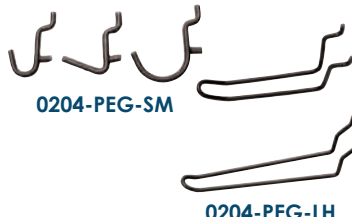
Description	Model No.	Case Qty.	Platinum
16" x 16"	0204-1616	5	ST00020
16" x 32"	0204-1632	5	ST00021
16" x 48"	0204-1648	4	ST00022



0204-PEG-SH



0204-PEG-DH



0204-PEG-SM

0204-PEG-LH

Pegboard Hooks

Description	Model No.	Case Qty.	Black
Single Hook 4/pk	0204-PEG-SH	12	KV38818
Double Hook 4/pk	0204-PEG-DH	12	KV38816
Small Hook 6/pk	0204-PEG-SM	12	KV38822
Loop Hook 4/pk	0204-PEG-LH	12	KV38817

Hang Trak & Accessories

Description	Model No.	Case Qty.	Platinum
40"	0221-40PM	6	ST00092
2-1/2" Screws for Hang Trak 14/pk	CD-0242-PM	6	ST00091



Strengthens shelves and prevents sagging
Use with 3/4" shelving

Shelf Edge

Description	Model No.	Case Qty.	Platinum
40"	0220-48PM	6	ST00000



0203

Holds up to 250 lb each



0202

Holds up to 500 lb each

Shelf Brackets

Description	Model No.	Case Qty.	Platinum
14" (supported)	0203-14PM	8	ST00089
20" (supported)	0203-20PM	8	ST00090
10"	0202-10PM	10	ST00087
14"	0202-14PM	10	ST00088

Sports Ball Rack



- Holds 7 full-size sports balls on sturdy wire racks
- Space-saving design fits easily between garage doors
- Install vertically in a 5' tall configuration or attach the rack in three separate segments for a side-by-side configuration that puts balls at a low level for easy access by kids
- Display in or out of the provided master carton tray
- Eye-catching full-color packaging
- Balls not included

Description	Model No.	Case Qty.	Platinum
Holds 7 Balls	0027-PM	4	KV38859



01000

- Telescoping chrome tubes expand to allow for mounting widths from 34" - 58"
- Master Rail™ attaches to studs and allows support rails to slide left to right for simple width adjustability
- Easily accommodates 4 or more standard size seasonal tires, RV tires, ATV tires and more
- Strong, durable steel construction



01012

- Easy installation; two steel end frames attach directly to the wall studs on finished or unfinished walls
- Made entirely of strong, powder coated steel
- Accommodates up to four large tires
- Can be mounted at adjustable widths of 36" or 48"
- Red finish with silver support tubes
- Weight load capacity up to 375 lb.



01031

- Folds up against the wall when not in use – perfect for storing seasonal tires, RV tires, ATV tires, and more
- Adjustable mounting width of 32" - 48"
- Easily accommodates four standard vehicle tires
- Scratch-resistant, powder-coated finish Holds up to 300 lb.

Tire Racks

Description	Case Qty.	Black	Silver	Red
Heavy-Duty Wall Mounted	10	HY01000	-	-
Wall Mounted	1	-	-	HY01012
Foldable	1	-	HY01031	-



50175-10

- 45" x 45" unit is height adjustable from 17" - 28" and holds up to 250 lbs. when evenly distributed
- 45" x 60" unit is height adjustable from 31" - 41" and holds up to 300 lbs. when evenly distributed
- Fits almost any joist space
- Rigid, all-steel construction with scratch-resistant, powder-coated finish



80842-10

- Holds up to 200 lbs. per pair of racks
- Width adjustable from 24" - 34"
- Height adjustable from 17" - 26"
- Can be used with or without a platform
- Provides easy out-of-the-way storage for long-handled tools, lumber, kayaks, and more
- With the unique ceiling mount, the rack can also be attached below and on to an existing Hyloft® ceiling storage unit, creating a second storage tier



00212

Ceiling Storage Units & Accessories

Description	Case Qty.	White	Hammertone
45" x 45"	1	HY00540	HY00625
45" x 60"	1	HY00550	-
34" x 26" Adjustable	4	HY08003	-
Add-On Storage Hook 4/pk	1	HY00212	HY00682

Wall Storage Systems

Description	Case Qty.	White	Hammertone
36" x 18" 2/pk	4	HY00777	-
48" x 24"	1	HY00630	-
45" x 15" Heavy-Duty	1	HY00967	HY00651



00777

- Makes the most of unused wall space in garages, closets, basements, laundry rooms, sheds, and more
- Can be installed stacked or side-by-side on finished or unfinished walls
- Low-profile brackets increase storage area
- Removable clothing rod adds versatility
- Rigid, all-steel construction for superior durability
- Scratch-resistant, powder-coated finish
- Includes two shelves and four mounting brackets
- Holds up to 150 lb.



- Tubes are made with lock seam construction for strength
- Ends align for easy installation
- Manufactured from steel

Adjustable Closet Rods

Retail Pack


Description	Model No.	Case Qty.	Bright Zinc
18" - 30"	V209	5	N189-621
30" - 48"	V209	5	N189-639
48" - 72"	V209	5	N189-647
72" - 120"	V209	5	N189-654

- Rod mounts on 3" drop for easy hanger use
- Mount to stud for optimal load capacity
- Punched for #12 wood screws



108BC

- Mount to stud for optimal load capacity
- Punched for #12 wood screws
- Manufactured from steel



207BC

Shelf Brackets

Bulk Pack

Description	Model No.	Case Qty.	White	Gray	Black
Shelf / Rod Bracket (125 lb. SWL)	108BC	20	N224-428	-	-
Shelf Bracket (150 lb. SWL)	207BC	20	N234-401	-	-
5" x 6" (100 lb. SWL)	211BC	20	✳	N171-060	✳
6" x 8" (100 lb. SWL)	211BC	20	✳	N171-066	✳
8" x 10" (100 lb. SWL)	211BC	20	✳	N171-074	✳
10" x 12" (100 lb. SWL)	211BC	20	✳	N171-082	✳
12" x 14" (100 lb. SWL)	211BC	20	✳	N172-619	✳

Retail Pack

Description	Model No.	Case Qty.	WH White
12" Folding (35 lb. SWL)	V215	2	N210-864



V8601

- Four 1-1/2" pan head screws for mounting brackets to the wall
- Four 3/4" pan head screws for mounting shelf to the brackets
- For best use, stall wall studs
- For use with 108 shelf & rod bracket



V211

Six #7 x 1-1/4" and six #7 x 1/2" per pack



V152S

Four #7 x 1-1/2" and four #7 x 1/2" per pack

Shelf Bracket Screws

Retail Pack

Description	Model No.	Case Qty.	10B Oil-Rbd. Bronze	26 Polished Chrome	White
1-1/2" & 3/4" 8/pk (4 of ea.)	V8601	6	S822-086	S822-084	S822-085
#7 x 1-1/4" & #7 x 1/2" 12/pk (6 of ea.)	V211	5	-	-	N218-990
#7 x 1/2" & #7 x 1-1/2" 8/pk (4 of ea.)	V152S	10	-	-	N206-128



Made from zinc for durability
Once installed, screws are concealed
For interior applications

Utility Hooks

Retail Pack

Description	Model No.	Case Qty.	15 Satin Nickel	White	19 Matte Black
Heavy-Duty Snap Hook (50 lb. SWL)	V2580	6	N260-156	N260-159	N260-155



- Holds patio furniture, bikes and other equipment
- Easy installation
- Steel material
- Measures 5-3/4"
- 40 lb. SWL

2219BC



- Hang a variety of items from a rafter
- Easy installation
- Steel material
- Measures 6" overall
- 40 lb. SWL

2213BC



- Hang a variety of tools in a garage
- Easy installation
- Steel material
- Measures 2-7/8"
- 25 lb. SWL

2159BC



- Hang a variety of tools in a garage
- Easy installation
- Steel material
- 12 lb. SWL

2210BC



- Hold ladders, equipment and various other items in a garage
- Easy installation
- Steel material
- 15 lb. SWL

2157BC



- Hang bicycles and various other items in a garage
- Red vinyl coated
- Easy installation
- Measures 5-7/8" overall
- Steel material
- 40 lb. SWL

2158BC



- Hang a variety of items in a garage
- Red vinyl coated
- Easy installation
- Steel material
- 15 lb. SWL

2211BC



- Hang ladders, bicycles and tools
- Red vinyl coated
- Easy installation
- Steel material
- 15 lb. SWL

2155BC

Vinyl Hooks

Bulk Pack

Description	Model No.	Case Qty.	Red	Black
Rafter Hook (40 lb. SWL)	2219BC	25	N271-009	-
Rafter Screw Hook (40 lb. SWL)	2213BC	25	N271-018	-
Double Hook (25 lb. SWL)	2159BC	25	N271-017	-
Double Screw Hook (12 lb. SWL)	2210BC	25	N271-012	-
Screw Hook (50 lb. SWL)	2211BC	25	N271-014	-
Large Storage Screw Hook (15 lb. SWL)	2155BC	25	N271-013	-
4" Ladder Hook (15 lb. SWL)	2157BC	25	N271-010	-
6" Ladder Hook (15 lb. SWL)	2157BC	25	N271-011	-
Bike Hook (40 lb. SWL)	2158BC	25	N271-015	-
3-15/16" Large Bike Hook (50 lb. SWL)	2125BC	25	-	N112-028
6-7/8" Large Rafter Hook (50 lb. SWL)	2126BC	25	-	N112-030

Retail Pack

Description	Model No.	Case Qty.	Red
2-1/2" Broom / Tool Holder (15 lb. SWL)	V2216	6	N112-020
Coat & Hat Hook (15 lb. SWL)	V2215	2	N188-008
2-3/4" Double Hook (25 lb. SWL)	V2159	2	N188-009



8518



8519

Tool Storage Clips

Retail Pack

Description	Model No.	Case Qty.	White	Zinc Plated
Tool Storage Clips (5 lb. SWL)	V8518	6	N112-040	-
17" Storage Clips (10 lb. SWL)	V8519	6	-	N112-076



2234BC

- Hold a variety of tools and equipment in a garage or other storage area
- Mounting hardware included for quick and easy installation
- Steel material
- 40 lb. SWL



2226BC

- Used to hang extension cords and golf bags
- Easy installation
- Steel material
- 30 lb. SWL



2228BC

- Designed to hold a variety of tools and items
- Tubular galvanized steel
- Easy installation
- Steel material
- 10 lb. SWL

Storage Hooks

Bulk Pack

Description	Model No.	Case Qty.	Black	Gray	Galvanized	Zinc Plated
Multi-Tool Hanger (40 lb. SWL)	2234BC	2	N112-054	-	-	
Handy Hook (30 lb. SWL)	2226BC	1	-	N112-048	-	
Utility Storage Hook (10 lb. SWL)	2228BC	6	-	-	N245-002	
11" Hook (15 lb. SWL)	2229BC	6	-	-	-	N112-012



Designed for installing clotheslines, tie-downs for tarps, etc. Manufactured from hot-rolled steel plate and steel wire for durability. For interior and exterior applications.

Clothesline Hooks

Bulk Pack

Description	Model No.	Case Qty.	Zinc Plated
5/16" Hook (140 lb. SWL)	2048	5	N121-087



2422

- Designed to hold long handled tools or various other storage items
- Mounting hardware
- Vinyl coated hooks
- Plastic material



8309

Storage Organizers & Hooks

Retail Pack

Description	Model No.	Case Qty.	White	Zinc Plated
16" Adjustable Organizer (12 lb. SWL)	V2422	6	N112-088	-
Heavy-Duty Hooks 2/pk	V8309	5	-	N236-202



2230



2232

Flip-Up Hangers

Bulk Pack

Description	Model No.	Case Qty.	Gray
Bike Hanger (30 lb. SWL)	2230BC	6	N112-050
Tool Hanger (20 lb. SWL)	2232BC	6	N112-052



V2361



SP2360BC



SP2310BC

Pegboard Hooks

Retail Pack

Description	Model No.	Case Qty.	Not Finish Specific
3" Double for 1/4" Pegboard 2/pk	V2361	6	N180-036

Bulk Pack

Description	Model No.	Case Qty.	Not Finish Specific
2" for 1/8" or 1/4" Pegboard	SP2310BC	100	N235-011
4" for 1/8" or 1/4" Pegboard	SP2310BC	50	N235-013
4" Heavy-Duty for 1/4" Pegboard	SP2360BC	50	N235-012
6" Heavy-Duty for 1/4" Pegboard	SP2360BC	50	N235-014
8" Heavy-Duty for 1/4" Pegboard	SP2360BC	40	N235-017



30130 **30131**
 Wall to tip projection: 3-1/4"
 Wall to center line: 2-1/16"



30150
 Wall to tip projection: 3-1/8"
 Wall to center line: 2-3/4"
 Base diameter: 2-1/8"



30151
 Wall to tip projection: 3"
 Wall to center line: 2-5/8"
 Base diameter: 2-1/8"



30155
 Wall to tip projection: 3-3/4"
 Wall to center line: 3-3/8"
 Base diameter: 2-1/8"

Heavy-Duty Handrail Brackets

Description	Model No.	Case Qty.	3 Polished Brass	5 Antique Brass	10B Oil-Rbd. Bronze	11P Vintage Bronze	15 Satin Nickel
Heavy-Duty	30130	20	30130-3	30130-5	30130-10B	30130-11P	30130-15
Heavy-Duty Aluminum	30131	20	-	-	30131-10B	-	30131-15
Heavy-Duty Round Base	30150	10	30150-3	30150-5	30150-10B	-	30150-15
Heavy-Duty Aluminum Round Base	30151	10	-	-	30151-10B	30151-11P	30151-15
Heavy-Duty Extended Round Base	30155	10	-	-	-	30155-11P	30155-15

Description	Model No.	Case Qty.	15A Antique Nickel	19 Matte Black	26 Polished Chrome	26D Satin Chrome	28 Aluminum
Heavy-Duty	30130	20	30130-15A	30130-19	30130-26	30130-26D	-
Heavy-Duty Aluminum	30131	20	-	30131-19	30131-26	-	-
Heavy-Duty Round Base	30150	10	30150-15A	-	-	30150-26D	-
Heavy-Duty Aluminum Round Base	30151	10	-	30151-19	-	-	30151-28
Heavy-Duty Extended Round Base	30155	10	-	30155-19	-	30155-26D	-



30161
 Wall to tip projection: 3-1/8"
 Wall to center line: 2-1/2"
 Base measurements: 2-1/4" x 2-1/4"



30145
 Wall to tip projection: 3-1/8"
 Wall to center line: 2-5/8"



30135
 Wall to tip projection: 3"
 Wall to center line: 2-7/16"



30140
 Wall to tip projection: 3"
 Wall to center line: 2-1/4"

Handrail Brackets

Description	Model No.	Case Qty.	3 Polished Brass	5 Antique Brass	10B Oil-Rbd. Bronze	15 Satin Nickel	15A Antique Nickel
Contemporary Square	30161	10	-	-	-	30161-15	-
Standard Aluminum	30145	20	30145-3	-	30145-10B	30145-15	-
Standard	30135	25	30135-3	30135-5	30135-10B	30135-15	-
Basic	30140	20	30140-3	-	30140-10B	30140-15	30140-15A

Description	Model No.	Case Qty.	19 Matte Black	26D Satin Chrome	WH White
Contemporary Square	30161	10	30161-19	-	-
Standard Aluminum	30145	20	-	-	-
Standard	30135	25	30135-19	30135-26D	30135-WH
Basic	30140	20	-	30140-26D	-



31505 / 31515



31512



31502



31506



31500

Hinge Pin Stops

Description	Model No.	Case Qty.	3 Polished Brass	5 Antique Brass	10B Oil-Rbd. Bronze	11P Vintage Bronze	15 Satin Nickel
Heavy-Duty	31505	25	31505-3	31505-5	31505-10B	31505-11P	31505-15
Heavy-Duty (aluminum)	31515	25	-	-	31515-10B	-	31515-15
w/ Foot	31512	25	31512-3	-	31512-10B	-	31512-15
Adjustable	31502	20	31502-3	31502-5	31502-10B	31502-11P	31502-15
Door Protector	31506	25	31506-3	31506-5	31506-10B	-	31506-15
Door Protector (carded, 4/pk)	C31506	10	-	-	-	-	C31506-15
Basic	31500	25	31500-3	-	31500-10B	-	31500-15
Description	Model No.	Case Qty.	15A Antique Nickel	19 Matte Black	26 Polished Chrome	26D Satin Chrome	WH White
Heavy-Duty	31505	25	31505-15A	31505-19	31505-26	31505-26D	31505-WH
Heavy-Duty (aluminum)	31515	25	-	31515-19	31515-26	-	-
w/ Foot	31512	25	-	31512-19	-	-	-
Adjustable	31502	20	31502-15A	31502-19	-	31502-26D	-
Door Protector	31506	25	31506-15A	31506-19	31506-26	31506-26D	-
Door Protector (carded, 4/pk)	C31506	10	-	-	-	-	-
Basic	31500	25	-	-	-	31500-26D	-



31519



31511



31510

Spring Door Stops

Description	Model No.	Case Qty.	3 Polished Brass	5 Antique Brass	10B Oil-Rbd. Bronze	15 Satin Nickel	
2-3/4" Heavy-Duty	31519	25	31519-3	-	31519-10B	31519-15	
3" Heavy-Duty	31511	25	31511-3	31511-5	31511-10B	31511-15	
3" Heavy-Duty (bulk, 250/pk)	B31511	250	-	-	B31511-10B	B31511-15	
4" Heavy-Duty	31510	25	31510-3	31510-5	31510-10B	31510-15	
4" Heavy-Duty (bulk, 250/pk)	B31510	250	-	-	B31510-10B	B31510-15	
Description	Model No.	Case Qty.	15A Antique Nickel	19 Matte Black	26 Polished Chrome	26D Satin Chrome	WH White
2-3/4" Heavy-Duty	31519	25	-	31519-19	-	31519-26D	-
3" Heavy-Duty	31511	25	31511-15A	31511-19	31511-26	31511-26D	31511-WH
3" Heavy-Duty (bulk, 250/pk)	B31511	250	-	B31511-19	-	B31511-26D	-
4" Heavy-Duty	31510	25	31510-15A	31510-19	-	31510-26D	-
4" Heavy-Duty (bulk, 250/pk)	B31510	250	-	-	-	B31510-26D	-



Solid Door Stops

Description	Model No.	Case Qty.	3 Polished Brass	5 Antique Brass	10B Oil-Rbd. Bronze	11P Vintage Bronze	15 Satin Nickel
2-7/8" Basic	31501	25	31501-3	-	31501-10B	-	-
3" Heavy-Duty	31504	10	31504-3	31504-5	31504-10B	31504-11P	31504-15
3" Heavy-Duty (aluminum)	31513	25	-	-	31513-10B	-	31513-15
3" Contemporary Round	31517	20	-	-	31517-10B	-	31517-15
3" Standard	31507	25	31507-3	-	31507-10B	-	31507-15
4" Heavy-Duty	31503	10	31503-3	-	-	31503-11P	31503-15
4" Heavy-Duty (aluminum)	31514	25	-	-	31514-10B	-	31514-15

Description	Model No.	Case Qty.	15A Antique Nickel	19 Matte Black	26 Polished Chrome	26D Satin Chrome	WH White
2-7/8" Basic	31501	25	31501-15A	-	-	-	-
3" Heavy-Duty	31504	10	31504-15A	31504-19	31504-26	31504-26D	31504-WH
3" Heavy-Duty (aluminum)	31513	25	-	31513-19	31513-26	-	-
3" Contemporary Round	31517	20	-	31517-19	31517-26	-	-
3" Standard	31507	25	-	31507-19	-	-	-
4" Heavy-Duty	31503	10	-	31503-19	31503-26	31503-26D	-
4" Heavy-Duty (aluminum)	31514	25	-	31514-19	31514-26	-	-





30115



30052



30056



30054



30121



30120



30060



30058



30119

Bi-Fold Knobs & Backplates

Description	Model No.	Case Qty.	3 Polished Brass	5 Antique Brass	10B Oil-Rbd. Bronze	11P Vintage Bronze	15 Satin Nickel
1-3/4" Charlotte Ringed Knob	30115	25	-	-	-	30115-11P	30115-15
1-1/2" Telluride Knob	30052	25	-	-	-	30052-11P	30052-15
1-1/2" Knob	30056	10	30056-3	30056-5	-	30056-11P	30056-15
1-1/4" Knob	30054	25	30054-3	-	-	30054-11P	30054-15
1-1/2" Flat Knob	30120	10	30120-3	30120-5	30120-10B	30120-11P	30120-15
1-3/4" Flat Knob	30121	10	-	-	30121-10B	-	30121-15
1-1/4" Round Knob w/ Backplate	30060	25	30060-3	-	-	30060-11P	30060-15
1-1/4" Round Knob	30058	25	-	-	-	30058-11P	30058-15
1-3/4" Backplate for 30120 / 30121	30119	25	-	-	30119-10B	30119-11P	30119-15

Description	Model No.	Case Qty.	15A Antique Nickel	19 Matte Black	26 Polished Chrome	26D Satin Chrome	WN Weathered Nickel
1-3/4" Charlotte Ringed Knob	30115	25	-	30115-19	-	-	30115-WN
1-1/2" Telluride Knob	30052	25	-	30052-19	-	-	30052-WN
1-1/2" Knob	30056	10	-	30056-19	30056-26	30056-26D	-
1-1/4" Knob	30054	25	30054-15A	30054-19	30054-26	30054-26D	-
1-1/2" Flat Knob	30120	10	-	30120-19	30120-26	30120-26D	-
1-3/4" Flat Knob	30121	10	-	30121-19	30121-26	-	-
1-1/4" Round Knob w/ Backplate	30060	25	-	30060-19	30060-26	30060-26D	-
1-1/4" Round Knob	30058	25	-	-	-	-	-
1-3/4" Backplate for 30120 / 30121	30119	25	-	30119-19	30119-26	30119-26D	-



Flush & Edge Pulls

Description	Model No.	Case Qty.	3 Polished Brass	5 Antique Brass	11P Vintage Bronze	15 Satin Nickel	15A Antique Nickel
3/4" Finger 4/pk	30218	25	-	-	30218-11P	30218-15	30218-15A
2-1/8" Round Flush	30125	25	30125-3	30125-5	30125-11P	30125-15	30125-15A
Small Rectangular Flush	30222	25	-	-	30022-11P	30022-15	-
Large Rectangular Flush	30227	25	-	-	30227-11P	30227-15	-
Edge	30230	10	-	-	30230-11P	30230-15	-

Description	Model No.	Case Qty.	19 Matte Black	26 Polished Chrome	26D Satin Chrome
3/4" Finger	30218	25	30218-19	30218-26	-
2-1/8" Round Flush	30125	25	30125-19	30125-26	30125-26D
Small Rectangular Flush	30222	25	30022-19	-	30022-26D
Large Rectangular Flush	30227	25	30227-19	-	-
Edge	30230	10	30230-19	-	30230-26D



Hooks

Description	Model No.	Case Qty.	3 Polished Brass	5 Antique Brass	11P Vintage Bronze	15 Satin Nickel	15A Antique Nickel
Heavy-Duty Coat & Hat	30335	10	30335-3	-	30335-11P	30335-15	-
Coat & Hat	30300	25	30300-3	30300-5	30300-11P	30300-15	30300-15A
Locker / Ceiling	30580	25	30580-3	-	30580-11P	30580-15	-
Single Robe	30301	25	30301-3	-	30301-11P	30301-15	-
Double Robe	30302	25	30302-3	-	30302-11P	30302-15	-
Triple Robe	30303	25	-	-	30303-11P	30303-15	-

Description	Model No.	Case Qty.	19 Matte Black	26 Polished Chrome	26D Satin Chrome	WH White
Heavy-Duty Coat & Hat	30335	10	30335-19	30335-26	-	-
Coat & Hat	30300	25	30300-19	30300-26	30300-26D	30300-WH
Locker / Ceiling	30580	25	-	30580-26	-	-
Single Robe	30301	25	30301-19	-	-	-
Double Robe	30302	25	30302-19	30302-26	30302-26D	30302-WH
Triple Robe	30303	25	30303-19	-	-	-



Catches & Strikes

Description	Model No.	Case Qty.	3 Polished Brass	5 Antique Brass	10B Oil-Rbd. Bronze	15 Satin Nickel	15A Antique Nickel
Roller Catch	31710	10	31710-3	-	31710-10B	31710-15	-
Dual Adjust Square Corner Ball Catch	31712	20	31712-3	-	31712-10B	31712-15	-
Dual Adjust Round Corner Ball Catch	31717	20	-	-	31717-10B	31717-15	-
Single Adjust Square Corner Ball Catch	31714	10	31714-3	-	31714-10B	31714-15	-
Single Adjust Round Corner Ball Catch	31715	10	-	-	31715-10B	31715-15	-
Drive-In Ball Catch	31716	20	31716-3	31716-5	31716-10B	31716-15	31716-15A
Drive-In Ball Catch (bulk less strikes)	B31716	25	-	-	-	-	-
Ball Catch Strike	31713	100	31713-3	31713-5	31713-10B	31713-15	31713-15A

Description	Model No.	Case Qty.	19 Matte Black	26 Polished Chrome	26D Satin Chrome	Not Finish Specific
Roller Catch	31710	10	31710-19	-	31710-26D	-
Dual Adjust Square Corner Ball Catch	31712	20	-	31712-26	31712-26D	-
Dual Adjust Round Corner Ball Catch	31717	20	31717-19	31717-26	-	-
Single Adjust Square Corner Ball Catch	31714	10	31714-19	31714-26	31714-26D	-
Single Adjust Round Corner Ball Catch	31715	10	31715-19	31715-26	-	-
Drive-In Ball Catch	31716	20	31716-19	31716-26	31716-26D	-
Drive-In Ball Catch (bulk)	B31716	25	-	-	-	B31716
Ball Catch Strike	31713	100	31713-19	31713-26	31713-26D	-

For extended strikes, please see page H-10.



30006



30012

Surface Bolts

Description	Model No.	Case Qty.	3 Polished Brass	5 Antique Brass	10B Oil-Rbd. Bronze	11P Vintage Bronze	15 Satin Nickel
6" Bolt	30006	5	30006-3	30006-5	-	30006-11P	30006-15
12" Bolt	30012	5	-	-	30012-10B	-	30012-15

Description	Model No.	Case Qty.	15A Antique Nickel	19 Matte Black	26 Polished Chrome	26D Satin Chrome
6" Bolt	30006	5	30006-15A	30006-19	30006-26	30006-26D
12" Bolt	30012	5	-	-	30012-26	-



Flush Bolts

Description	Model No.	Case Qty.	3 Polished Brass	5 Antique Brass	11P Vintage Bronze	15 Satin Nickel	19 Matte Black
6" Round Corner x Round Corner	31642	50	-	-	31642-11P	31642-15	-
6" Square Corner x Square Corner	31640	10	31640-3	31640-5	31640-11P	31640-15	31640-19
6" Square Corner x Round Corner	31641	10	31641-3	31641-5	31641-11P	31641-15	31641-19
7" Flip-Lever	31660	50	-	-	31660-11P	31660-15	31660-19
18" Extension Flip-Lever	31670	50	-	-	31670-11P	31670-15	31670-19
Strike for 6" Flush Bolts	31649	50	-	-	31649-11P	31649-15	-

Description	Model No.	Case Qty.	26 Polished Chrome	26D Satin Chrome
6" Round Corner x Round Corner	31642	50	-	-
6" Square Corner x Square Corner	31640	10	31640-26	-
6" Square Corner x Round Corner	31641	10	31641-26	31641-26D
7" Flip-Lever	31660	50	-	-
18" Extension Flip-Lever	31670	50	-	-
Strike for 6" Flush Bolts	31649	50	-	-



32501



32502

Door Knockers

Description	Model No.	Case Qty.	10B Oil-Rbd. Bronze	15 Satin Nickel	19 Matte Black
4" Knocker w/ 160° Viewer	32501	25	32501-10B	32501-15	32501-19
5-1/2" Knocker w/ 180° Viewer	32502	25	32502-10B	32502-15	32502-19

1/2" bore hole
Adjusts from 1-3/8" - 2-1/4"



32160



20 minute fire rating
32165

9/16" bore hole
Adjusts from 1-3/8" - 2-1/8"



32180



20 minute fire rating
32185

9/16" bore hole
Adjusts from 1-3/8" - 2-1/8"



20 minute fire rating
32187



Door Viewers

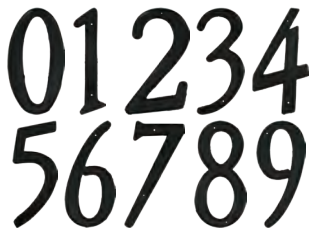
Description	Model No.	Case Qty.	3 Polished Brass	10B Oil-Rbd. Bronze	15 Satin Nickel	19 Matte Black	26 Polished Chrome	26D Satin Chrome
160° Viewer	32160	25	32160-3	32160-10B	32160-15	32160-19	-	-
160° UL Viewer	32165	25	32165-3	32165-10B	32165-15	32165-19	-	-
180° Viewer	32180	25	32180-3	32180-10B	32180-15	32180-19	-	-
180° UL Viewer	32185	25	32185-3	32185-10B	32185-15	32185-19	-	-
180° UL Viewer w/ Cover	32187	25	32187-3	32187-10B	32187-15	32187-19	32187-26	32187-26D



507X

House Numbers

Description	Model No.	Case Qty.	10B Oil-Rbd. Bronze	11P Vintage Bronze	15 Satin Nickel	19 Matte Black
4" Heavy-Duty #0	5070	25	5070-10B	-	5070-15	5070-19
4" Heavy-Duty #1	5071	25	5071-10B	-	5071-15	5071-19
4" Heavy-Duty #2	5072	25	5072-10B	-	5072-15	5072-19
4" Heavy-Duty #3	5073	25	5073-10B	-	5073-15	5073-19
4" Heavy-Duty #4	5074	25	5074-10B	-	5074-15	5074-19
4" Heavy-Duty #5	5075	25	5075-10B	-	5075-15	5075-19
4" Heavy-Duty #6	5076	25	5076-10B	-	5076-15	5076-19
4" Heavy-Duty #7	5077	25	5077-10B	-	5077-15	5077-19
4" Heavy-Duty #8	5078	25	5078-10B	-	5078-15	5078-19
4" Heavy-Duty #9	5079	25	5079-10B	-	5079-15	5079-19



504X



506X



505X

House Numbers

Description	Model No.	Case Qty.	10B Oil-Rbd. Bronze	11P Vintage Bronze	15 Satin Nickel	19 Matte Black
4" Traditional #0	5040	50	-	-	-	5040-19
4" Traditional #1	5041	50	-	-	-	5041-19
4" Traditional #2	5042	50	-	-	-	5042-19
4" Traditional #3	5043	50	-	-	-	5043-19
4" Traditional #4	5044	50	-	-	-	5044-19
4" Traditional #5	5045	50	-	-	-	5045-19
4" Traditional #6	5046	50	-	-	-	5046-19
4" Traditional #7	5047	50	-	-	-	5047-19
4" Traditional #8	5048	50	-	-	-	5048-19
4" Traditional #9	5049	50	-	-	-	5049-19

Description	Model No.	Case Qty.	10B Oil-Rbd. Bronze	11P Vintage Bronze	15 Satin Nickel	19 Matte Black
4" Smooth #0	5060	50	-	-	-	5060-19
4" Smooth #1	5061	50	-	-	-	5061-19
4" Smooth #2	5062	50	-	-	-	5062-19
4" Smooth #3	5063	50	-	-	-	5063-19
4" Smooth #4	5064	50	-	-	-	5064-19
4" Smooth #5	5065	50	-	-	-	5065-19
4" Smooth #6	5066	50	-	-	-	5066-19
4" Smooth #7	5067	50	-	-	-	5067-19
4" Smooth #8	5068	50	-	-	-	5068-19
4" Smooth #9	5069	50	-	-	-	5069-19

Description	Model No.	Case Qty.	10B Oil-Rbd. Bronze	11P Vintage Bronze	15 Satin Nickel	19 Matte Black
5" Contemporary #0	5050	10	-	5050-11P	5050-15	5050-19
5" Contemporary #1	5051	10	-	5051-11P	5051-15	5051-19
5" Contemporary #2	5052	10	-	5052-11P	5052-15	5052-19
5" Contemporary #3	5053	10	-	5053-11P	5053-15	5053-19
5" Contemporary #4	5054	10	-	5054-11P	5054-15	5054-19
5" Contemporary #5	5055	10	-	5055-11P	5055-15	5055-19
5" Contemporary #6	5056	10	-	5056-11P	5056-15	5056-19
5" Contemporary #7	5057	10	-	5057-11P	5057-15	5057-19
5" Contemporary #8	5058	10	-	5058-11P	5058-15	5058-19
5" Contemporary #9	5058	10	-	5059-11P	5059-15	5059-19



Door Saver Stops

Description	Case Qty.	3 Polished Brass	5 Antique Brass	10B Oil-Rbd. Bronze	15 Satin Nickel	15A Antique Nickel
Commercial Door Saver 3	50	-	-	PP01206	PP01204	-
Commercial Door Saver II	25	-	-	PP01286	PP01284	-
Commercial Door Saver	25	PP01222	PP01221	PP01226	PP01224	PP01225
Door Saver 3	50	PP01232	PP01231	PP01236	PP01234	PP01235
Door Saver II	50	PP01272	PP01271	PP01276	PP01274	PP01275
Door Saver	50	PP01212	PP01211	PP01216	PP01214	PP01215

Description	Case Qty.	19 Matte Black	26 Polished Chrome	26D Satin Chrome	WH White
Commercial Door Saver 3	50	-	PP01203	-	-
Commercial Door Saver II	25	PP01288	PP01283	-	-
Commercial Door Saver	25	-	PP01223	-	-
Door Saver 3	50	PP01238	PP01233	-	PP01237
Door Saver II	50	PP01278	PP01273	-	-
Door Saver	50	PP01218	PP01213	PP01219	PP01217



Flush Pulls

Description	Model No.	Case Qty.	622 Matte Black	630 Satin Stainless Steel	DU Dark Bronze
7" x 2.485"	BD18	1	EL001807	EL001814	EL001803



For use with ball and roller catches

Extended Lip Dimple Strikes

Description	Model No.	Case Qty.	622 Matte Black	630 Satin Stainless Steel
2-3/4" x 1-1/2" (2" OAL) Square Corner	DT9115	10	EL911507	EL911514
2-3/4" x 1-3/4" (2-1/3" OAL) Square Corner	DT9715	10	EL917507	EL917514
2-3/4" x 2" (2-1/2" OAL) Square Corner	DT9102	10	EL910207	EL910214



EP475U



FP178U



FP238U



FPS234U



FP223U



FP828U



FP222U



FP4134U



FP155U



FP7178U



FP10225U



FRP175U



FRP25U


Edge, Flush, & Flush Ring Pulls

Description	Model No.	Case Qty.	3 Polished Brass	4 Satin Brass	5 Antique Brass	10B Oil-Rbd. Bronze	14 Polished Nickel	15 Satin Nickel
4" x 3/4" Edge	EP475U	20	DT25800	DT48812	DT25820	DT25700	☒	DT25720
1-7/8" Round	FP178U	50	☒	DT48792	☒	DT48622	☒	DT48624
2-3/8" Round	FP238U	50	☒	DT48794	☒	DT48424	☒	DT48426
2-3/4" Square Heavy-Duty	FPS234U	25	DT48695	DT48824	DT48696	DT48689	DT48898	DT48690
3-1/2" x 1-1/4" x 3/8" Oval	FP223U	40	☒	-	☒	DT27440	-	DT27460
4" x 1" Oval	FP828U	50	☒	-	☒	DT47526	-	DT47527
3-1/8" x 1-3/8" x 1/2" Rectangular	FP222U	20	☒	-	☒	DT27280	☒	DT27300
3-7/8" x 1-5/8" x 3/8" Rectangular	FP4134U	20	☒	DT48796	☒	DT27600	☒	DT27620
4" x 2" x 1/2" Rectangular	FP155U	10	-	-	-	-	-	-
7" x 1-7/8" x 3/8" Rectangular	FP7178U	5	☒	DT48790	☒	DT48131	☒	DT48133
10" x 2-1/4" x 3/4" Rectangular	FP10225U	5	☒	DT48810	☒	DT48406	☒	DT48408
1-3/4" x 1-3/8" Flush Ring	FRP175U	50	DT27880	-	DT27900	DT27760	-	DT27800
2-1/2" x 1-7/8" Flush Ring	FRP25U	20	DT28020	-	DT28030	DT27940	-	DT27980

Description	Model No.	Case Qty.	15A Antique Nickel	19 Matte Black	26 Polished Chrome	26D Satin Chrome	32D Satin Stainless Steel
4" x 3/4" Edge	EP475U	20	DT25740	DT25750	DT25760	DT25780	-
1-7/8" Round	FP178U	50	☒	DT48626	DT48627	☒	-
2-3/8" Round	FP238U	50	☒	DT48428	DT48429	☒	-
2-3/4" Square Heavy-Duty	FPS234U	25	DT48691	DT48692	DT48693	☒	-
3-1/2" x 1-1/4" x 3/8" Oval	FP223U	40	☒	DT27490	DT27500	☒	-
4" x 1" Oval	FP828U	50	☒	DT47529	DT47530	☒	-
3-1/8" x 1-3/8" x 1/2" Rectangular	FP222U	20	☒	DT27330	DT27340	☒	-
3-7/8" x 1-5/8" x 3/8" Rectangular	FP4134U	20	☒	DT27650	DT27660	☒	-
4" x 2" x 1/2" Rectangular	FP155U	10	-	-	-	-	DT27079
7" x 1-7/8" x 3/8" Rectangular	FP7178U	5	☒	DT48135	DT48136	DT48137	-
10" x 2-1/4" x 3/4" Rectangular	FP10225U	5	☒	DT48410	DT48411	☒	-
1-3/4" x 1-3/8" Flush Ring	FRP175U	50	DT27820	DT27830	DT27840	DT27860	-
2-1/2" x 1-7/8" Flush Ring	FRP25U	20	DT27990	DT27950	DT28000	DT28010	-



DDQ56U




8SB



12SB



18SB



24SB



KBSU

Dutch Door Quadrants, Dutch Door Bolts & Surface Bolts

Description	Model No.	Case Qty.	3 Polished Brass	5 Antique Brass	10B Oil-Rbd. Bronze	14 Polished Nickel	15 Satin Nickel
Dutch Door Quadrant	DDQ56U	5	DT47862	DT47863	DT47864	-	DT47865
4" Dutch Door Bolt	DDB425	10	DT25620	DT25640	DT25520	-	DT25540
6" Surface Bolt	6SB	4	DT38440	DT38460	DT38320	DT48801	DT38360
8" Surface Bolt	8SB	10	DT38600	DT38620	DT38500	-	DT38520
12" Surface Bolt	12SB	10	DT38780	DT38800	DT38660	DT48802	DT38700
18" Surface Bolt	18SB	10	DT38960	DT38980	DT38840	-	DT38880
24" Surface Bolt	24SB	10	DT39120	DT39140	DT39020	-	DT39040
1-1/8" Square Knob for Surface Bolt	KBSU	1	DT47957	☼	DT47951	☼	DT47952

Description	Model No.	Case Qty.	15A Antique Nickel	19 Matte Black	26 Polished Chrome	26D Satin Chrome
Dutch Door Quadrant	DDQ56U	5	DT47866	DT47867	DT47868	DT47869
4" Dutch Door Bolt	DDB425	10	DT25560	DT25570	DT25580	DT25600
6" Surface Bolt	6SB	4	DT38380	DT38390	DT38400	DT38420
8" Surface Bolt	8SB	10	DT38540	DT38550	DT38560	DT38580
12" Surface Bolt	12SB	10	DT38720	DT38730	DT38740	DT38760
18" Surface Bolt	18SB	10	DT38900	DT38910	DT38920	DT38940
24" Surface Bolt	35SB	10	DT39060	DT39070	DT39080	DT39100
1-1/8" Square Knob for Surface Bolt	KBSU	1	DT47953	DT47954	DT47955	☼



2BBU



3BBU



MB175U

Barrel & Mortise Bolts

Description	Model No.	Case Qty.	10B Oil-Rbd. Bronze	15 Satin Nickel	19 Matte Black	26 Polished Chrome
2" Barrel	2BBU	25	DT47317	DT47318	DT47320	DT47321
3" Barrel	3BBU	25	DT47326	DT47327	DT47329	DT47330
2-1/2" Mortise	MB175U	15	DT47335	DT47336	DT47338	DT47339



B Series



E Series

House Numbers w/ Risers

Description	Model No.	Case Qty.	19 Matte Black	32D Stainless Steel
4" B Series #0	RNB-0U	1	DT49271	DT49289
4" B Series #1	RNB-1U	1	DT49262	DT49280
4" B Series #2	RNB-2U	1	DT49263	DT49281
4" B Series #3	RNB-3U	1	DT49264	DT49282
4" B Series #4	RNB-4U	1	DT49265	DT49283
4" B Series #5	RNB-5U	1	DT49266	DT49284
4" B Series #6	RNB-6U	1	DT49267	DT49285
4" B Series #7	RNB-7U	1	DT49268	DT49286
4" B Series #8	RNB-8U	1	DT49269	DT49287
4" B Series #9	RNB-9U	1	DT49270	DT49288

Description	Model No.	Case Qty.	19 Matte Black	32D Stainless Steel
4" E Series #0	RNE-0U	1	DT49235	DT49253
4" E Series #1	RNE-1U	1	DT49226	DT49244
4" E Series #2	RNE-2U	1	DT49227	DT49245
4" E Series #3	RNE-3U	1	DT49227	DT49246
4" E Series #4	RNE-4U	1	DT49229	DT49247
4" E Series #5	RNE-5U	1	DT49230	DT49248
4" E Series #6	RNE-6U	1	DT49231	DT49249
4" E Series #7	RNE-7U	1	DT49232	DT49250
4" E Series #8	RNE-8U	1	DT49233	DT49251
4" E Series #9	RNE-9U	1	DT49234	DT49252



B Series




E Series

House Letters w/ Risers

Description	Model No.	Case Qty.	19 Matte Black	32D Stainless Steel
4" B Series Letter A	RNB-AU	1	DT49272	DT49290
4" B Series Letter B	RNB-BU	1	DT49273	DT49291
4" B Series Letter C	RNB-CU	1	DT49274	DT49292
4" B Series Letter D	RNB-DU	1	DT49275	DT49293
4" B Series Letter E	RNB-EU	1	DT49276	DT49294
4" B Series Letter N	RNB-NU	1	DT49277	DT49295
4" B Series Letter S	RNB-SU	1	DT49278	DT49296
4" B Series Letter W	RNB-WU	1	DT49279	DT49297

Description	Model No.	Case Qty.	19 Matte Black	32D Stainless Steel
4" E Series Letter A	RNE-AU	1	DT49236	DT49254
4" E Series Letter B	RNE-BU	1	DT49237	DT49255
4" E Series Letter C	RNE-CU	1	DT49238	DT49256
4" E Series Letter D	RNE-DU	1	DT49239	DT49257
4" E Series Letter E	RNE-EU	1	DT49240	DT49258
4" E Series Letter N	RNE-NU	1	DT49241	DT49259
4" E Series Letter S	RNE-SU	1	DT49242	DT49260
4" E Series Letter W	RNE-WU	1	DT49243	DT49261



Door Stops & Floor Stops

Description	Model No.	Case Qty.	3 Polished Brass	4 Satin Brass	5 Antique Brass	10B Oil-Rbd. Bronze	15 Satin Nickel
Hinge Pin	HP70U	30	☒	DT48804	☒	DT29000	DT29020
3-1/4" Solid	BDS30U	10	DT34720	DT48803	DT34740	DT34600	DT34640
4" Solid	BD425U10	10	DT34748	-	DT34749	DT34742	DT34743
4" Modern Square Stop	BDSS40U	5	☒	DT48835	-	DT48836	DT48838
4-1/2" Adjustable	BDS450U	25	☒	☒	☒	DT34570	DT34571
1-3/8" Square Floor	UFBS138	20	☒	☒	☒	DT47986	DT47988
1-3/4" Contemporary Cube Floor	FDBB134U	1	-	-	-	-	-
2" Round Floor	UFB5000U	15	☒	DT48799	☒	DT42803	DT42804
3" Round Floor	UFB6000U	5	☒	DT49319	☒	DT49310	DT49212
2" Modern Magnetic Door Holder	MDHMU	1	-	-	-	-	-

Description	Model No.	Case Qty.	15A Antique Nickel	19 Matte Black	26 Polished Chrome	32 Stainless Steel	32D Satin Stainless Steel
Hinge Pin	HP70U	30	☒	DT29050	DT29060	-	-
3-1/4" Solid	BDS30U	10	DT34660	DT34670	DT34680	-	-
4" Solid	BD425U10	10	DT34744	DT34745	DT34746	-	-
4" Modern Square Stop	BDSS40U	5	-	-	DT48839	-	-
4-1/2" Adjustable	BDS450U	25	☒	BDS450U19	BDS450U26	-	-
1-3/8" Square Floor	UFBS138	20	☒	DT47990	DT47991	-	-
1-3/4" Contemporary Cube Floor	FDBB134U	1	-	DT49177	-	DT49178	DT49179
2" Round Floor	UFB5000U	15	☒	DT42806	DT42807	-	-
3" Round Floor	UFB6000U	5	☒	DT49314	DT49315	-	-
2" Modern Magnetic Door Holder	MDHMU	1	-	DT49299	-	-	DT49298


BBS2009

MH12U

M11U

VH65U

Hooks

Description	Model No.	Case Qty.	10B Oil-Rbd. Bronze	15 Satin Nickel	19 Matte Black	26 Polished Chrome
Single Robe (1-1/2" projection)	BBS2009	1	DT41691	DT41692	-	DT41693
2-1/4" Modern	MH12U	1	DT48909	DT48911	DT48912	DT48913
2-5/8" Heavy-Duty Modern	MH11U	1	DT48900	DT48902	DT48903	DT48904
7" Valet	VH65U	5	DT47517	DT47518	DT47520	DT47521


 Dimensions: 3-1/4" x 1-1/4"
 Material: Solid Brass

Doorbell Buttons

Description	Model No.	Case Qty.	10B Oil-Rbd. Bronze	15 Satin Nickel	19 Matte Black	26 Polished Chrome
Rectangular Bell Button	BBS333U	2	DT47545	DT47546	DT47548	DT47549


 Material: Stainless Steel
 Fits 1-3/8" - 1-7/8" thick doors

Door Pulls

Description	Model No.	Case Qty.	19 Matte Black	32D Stainless Steel
12" Contemporary Single Side	SSP1210U	1	DT48770	DT48772
18" Contemporary Single Side	SSP1810U	1	DT48773	DT48775
24" Contemporary Single Side	SSP2410U	1	DT48776	DT48778
36" Contemporary Single Side	SSP3615U	1	DT49300	DT49301
42" Contemporary Single Side	SSP4215U	1	DT49302	DT49303

For additional ladder pulls, see page H-16.



Mounting style: thru-bolt and finish washer



Additional ladder pull standoffs, diameters, and finishes are available via special order. Contact our purchasing team for more details.

Ladder Door Pulls (1-1/4" diameter, straight standoff)

Description	Model No.	Case Qty.	622 Matte Black	32D Satin Stainless Steel
12" (8" CTC) Square Ends for 1-3/4" Door	AP421E-1208-4	1	TC4211207	TC4211214
18" (14" CTC) Square Ends for 1-3/4" Door	AP421E-1814-4	1	TC4211807	TC4211814
24" (20" CTC) Square Ends for 1-3/4" Door	AP421E-2420-4	1	TC4212407	TC4212414
36" (32" CTC) Square Ends for 1-3/4" Door	AP421E-3632-4	1	TC4213607	TC4213614

PAMEX



Ball Catches

Description	Model No.	Case Qty.	10B Oil-Rbd. Bronze / OB	15 / SN Satin Nickel	19 / BL Black	Not Finish Specific
Drive-In w/ Strike	DD05-30	50	PA05306	PA05304	PA50233	-
Drive-In w/o Strike	DD05-300	50	-	-	-	PA05321

BALDWIN



Kick Plates

Description	Model No.	Case Qty.	112 Venetian Bronze	056 / 150 Satin Nickel
6" x 34" (.05" thick brass)	2000.0634	1	BH2063409	BH2063454
8" x 34" (.05" thick brass)	2000.0834	1	BH2083409	BH2083454

BALDWIN®

Doorbell Buttons



4860



4862



4861



4853

Description	Model No.	Case Qty.	112 Venetian Bronze	056 / 150 Satin Nickel	190 Satin Black	260 Polished Chrome
Rectangular Bell Button	4860	1	BH486009	BH486004	BH486007	BH486008
Arch Bell Button	4862	1	BH486209	BH486204	BH486207	BH486208
Oval Bell Button	4861	1	BH486109	BH486104	BH486107	BH486108
Rectangular Bell Button	4853	1	BH485309	BH485304	BH485307	-



0465



0458



0392



0393



0394



0395

Edge, Flush, & Ring Pulls

Description	Model No.	Case Qty.	112 Venetian Bronze	056 / 150 Satin Nickel	190 Satin Black	260 Polished Chrome
Edge	0465	1	BH046509	BH046554	BH046507	☒
1-1/2" x 3-1/2" Flush	0458	1	BH045809	BH045804	BH045807	☒
1-1/4" x 1-1/2" Ring	0392	1	BH039209	BH039254	☒	☒
1-5/8" x 1-5/8" Ring	0393	1	BH039309	BH039304	☒	☒
1-7/8" x 2-1/2" Ring	0394	1	BH039409	BH039454	☒	☒
2-1/2" x 3.3" Ring	0395	1	BH039509	BH039554	☒	☒



0626



0380



0381



0383

Flush & Surface Bolts

Description	Model No.	Case Qty.	112 Venetian Bronze	056 / 150 Satin Nickel	190 Satin Black
6" Flush	0626	1	BH062609	BH062604	BH062607
8" Surface	0380	1	BH038009	BH038004	☒
12" Surface	0381	1	BH038109	BH038104	☒
24" Surface	0383	1	BH038309	BH038304	☒

Solid Stops



Description	Model No.	Case Qty.	112 Venetian Bronze	056 / 150 Satin Nickel	190 Satin Black	260 Polished Chrome
3"	4045	10	BH404509	BH404554	BH404507	☒



Mail Slots & Accessories

Description	Model No.	Case Qty.	3 Polished Brass / 605	5 Antique Brass	15 Satin Nickel	26 Polished Chrome	26D Satin Chrome
2" x 11" Slot	620B	1	IV13622	IV13624	IV38054	IV13620	IV13621
1-3/4" Sleeve for 620 Slots	601	1	-	-	-	-	-
Sex Bolts for 620 Slots	09-355	1	IV32122	-	-	-	IV32126

Description	Model No.	Case Qty.	28 Aluminum	613 Oil-Rbd. Bronze	716 Aged Bronze	BLK Black	Not Finish Specific
2" x 11" Slot	620B	1	IV13625	-	IV68721	IV15070	-
1-3/4" Sleeve for 620 Slots	601	1	-	-	-	-	IV06466
Sex Bolts for 620 Slots	09-355	1	-	IV32125	-	-	-



Surface Bolts

Description	Model No.	Case Qty.	10B Oil-Rbd. Bronze	15 Satin Nickel	26 Polished Chrome	26D Satin Chrome	716 Aged Bronze	BLK Black
4"	40B 4IN	10	IV12160	IV33868	IV12166	IV12173	IV11374	IV11373
6"	40B 6IN	10	IV12161	IV53055	IV12167	IV12174	IV11376	IV11375



Pocket Sliding Door Bolts

Description	Model No.	Case Qty.	3 Polished Brass	4 Satin Brass	5 Antique Brass	10B Oil-Rbd. Bronze	15 Satin Nickel
3-1/16" x 1-5/32"	42B	10	IV12246	IV22124	IV12247	IV12243	IV33882

Description	Model No.	Case Qty.	26 Polished Chrome	26D Satin Chrome	716 Aged Bronze	BLK Black
3-1/16" x 1-5/32"	42B	10	IV12244	IV12245	IV15068	IV15069

Coat & Hat Hooks

Description	Model No.	Case Qty.	3 Polished Brass	4 Satin Brass	10B Oil-Rbd. Bronze	14 Polished Nickel	92 Aluminum
2" projection	405A	20	IV07484	IV22428	IV22719	IV12072	☺
3-3/4" projection	575A	10	IV07495	-	IV22034	-	IV13461



405A



575A



Flush & Finger Pulls

Description	Model No.	Case Qty.	3 Polished Brass	5 Antique Brass	10B Oil-Rbd. Bronze	15 Satin Nickel	26 Polished Chrome
3/4" Finger (4/pk)	218B	10	IV07674	IV10769	☼	☼	☼
3-1/8" x 1-5/16" x 7/16" Flush	22B	20	IV07661	IV10830	IV10824	IV44175	IV10826

Description	Model No.	Case Qty.	26D Satin Chrome	716 Aged Bronze	BLK Black
3/4" Finger (4/pk)	218B	10	IV22397	☼	IV15027
3-1/8" x 1-5/16" x 7/16" Flush	22B	20	IV10827	IV22643	IV22019



Door Stops

Description	Model No.	Case Qty.	3 Polished Brass	10B Oil-Rbd. Bronze	15 Satin Nickel	26 Polished Chrome	26D Satin Chrome	716 Aged Bronze
3-3/16" Solid	61A	20	IV07472	IV13591	IV72561	IV00010	IV00011	IV72157
3-3/4" Solid	60A	20	IV13574	IV34053	IV14997	IV00006	IV00007	IV15000
1-7/8" Adhesive Wall	411R	20	-	-	-	-	-	-

Description	Model No.	Case Qty.	92 Aluminum	BLK Black	W White
3-3/16" Solid	61A	20	IV13597	IV07553	IV07507
3-3/4" Solid	60A	20	IV13575	IV15001	-
1-7/8" Adhesive Wall	411R	20	-	-	IV07685



Aluminum material
3-1/8" base to center

Handrail Brackets

Description	Model No.	Case Qty.	3 Polished Brass	10B Oil-Rbd. Bronze	15 Satin Nickel	26 Polished Chrome	26D Satin Chrome	716 Aged Bronze
Aluminum	059A	20	IV07469	IV22343	IV72163	IV00002	IV00003	IV72164
Round Base	HB159	5	IV10654	-	-	-	-	-

Description	Model No.	Case Qty.	27 / 92 Satin Aluminum	BLK Black	W White
Aluminum	059A	20	IV08723	IV07552	IV07506
Round Base	HB159	5	IV10655	-	-

Home Hardware Collections



V1915



V441



V250



V1451

Cooper Retail Pack

Description	Model No.	Case Qty.	Brushed Gold	Matte Black	Satin Nickel
Door Knocker	V1915	6	N336-702	N336-700	N336-701
Handrail Bracket	V441	5	-	N830-519	N830-520
Door Stop	V250	10	N830-523	N830-529	N830-522
Multi-Purpose Hook 2/pk	V1451	20	N337-902	N337-900	N337-901



V1918



V146



V259



V1457



V1456

Powell Retail Pack

Description	Model No.	Case Qty.	Brushed Gold	Matte Black	Satin Nickel
Door Knocker	V1918	6	N336-708	N336-706	N336-707
Handrail Bracket	V146	5	N830-534	N830-533	N830-535
Door Stop	V259	10	N830-532	N830-530	N830-531
Angled Hook	V1457	5	N337-914	N337-912	N337-913
Knurled Hook/2pk	V1456	20	N337-911	N337-909	N337-910



V1916



V442



V251



V1452



V1458



V1459

Reed Retail Pack

Description	Model No.	Case Qty.	Brushed Gold	Matte Black	Satin Nickel
Door Knocker	V1916	4	N336-705	N336-703	N336-704
Handrail Bracket	V442	5	-	N830-524	N830-525
Door Stop	V251	10	N830-528	N830-526	N830-527
Multi-Purpose Hook 2/pk	V1452	20	N337-905	N337-903	N337-904
Modern Hook	V1458	20	N337-917	N337-915	N337-916
Geometric Hook	V1459	10	N337-920	N337-918	N337-919

Project Kits

Complete hardware kits for consumer-friendly installation.



N900-001



N900-002



N900-008



N900-003



N900-007



N900-009



N900-006



N900-004



N900-005

Project Kits

Retail Pack

Description	Case Qty.	Zinc Plated	Brass Tone	Black
Hanging Lights Kit	6	-	-	N900-001
Floating Shelf Kit	5	-	-	N900-002
Entryway Refresh Kit	12	-	-	N900-008
Pegboard Organization Kit	6	-	-	N900-003
Door Update Kit	12	-	-	N900-007
Low Damage Wall Hanging Kit	56	N900-009	-	-
Garage Organization Kit	6	N900-006	-	-
Gallery Wall Kit	10	-	N900-004	-
Fold Down Wall Organizer Kit	12	N900-005	-	-

Additional National Hardware items can be found online at shop.jeskehardware.com.



112

- 3.31" projection wall to tip
- Includes three #10 x 1-1/2" oval head and two #8 x 1" pan head screws



440



140

Handrail Brackets

Polybagged

Description	Model No.	Case Qty.	10B Oil-Rbd. Bronze	15 Satin Nickel	32D Stainless Steel
Zinc	MPB112	10	N330-720	N325-779	-
Stainless Steel	SPB440	5	-	-	N348-961
Zinc (Round Base)	MPB140	10	N332-916	♻️	-

Retail Pack

Description	Model No.	Case Qty.	3 Polished Brass	32D Stainless Steel	WH White
Stainless Steel	V440	3	-	N348-953	-
Zinc	V112	5	N112-888	-	N248-351



1472

Opens most standard-sized bottles
Indoor/outdoor use
Mounting hardware included



1907

Used to support flat poles up to 1" in diameter
Mounts on vertical and horizontal surfaces
Manufactured from solid brass

Accessories

Retail Pack

Description	Model No.	Case Qty.	3 Polished Brass	10B Oil-Rbd. Bronze	15 Satin Nickel	Antique Bronze
Bottle Opener	V1472	5	-	N338-102	N338-104	-
Flag Pole Bracket	V1907	2	N225-821	-	N326-157	N336-123



2020

Made from steel wire for durability
For interior applications



2586

- Made from stainless steel for durability
- Easy install, no tools needed
- For exterior applications
- Unique design is resistant to weather



2576

- Made from zinc for durability
- For interior and exterior applications
- Swivels but locks under tension
- Safe working load of 30 lbs. in dry-wall; 100 lbs. in stud or with anchor



167



160

3" projection from the wall
Fasteners included
Material: zinc die-cast



163

Hooks

Retail Pack

Description	Model No.	Case Qty.	3 Polished Brass	15 Satin Nickel	WH White	32D Stainless Steel
2-1/4" Cup (20 lb. SWL) 2/pk	V2020	5	-	-	N248-451	-
Q-Hanger (50 lb. SWL) 12/pk	V2586	6	-	-	-	N260-152
Elephant (30 lb. SWL)	V2576	6	-	N260-139	-	-
Heavy-Duty Garment (35 lb. SWL)	V167	5	N248-245	☼	☼	-
Coat & Hat (35 lb. SWL) 2/pk	V160	5	-	N325-480	N248-369	-
Coat & Hat (35 lb. SWL) 1/pk	V160	5	N154-575	N192-781	-	-
Double Clothes 2/pk (35 lb. SWL)	V163	5	☼	N325-522	☼	-

Hooks

Polybagged

Description	Model No.	Case Qty.	10B Oil-Rbd. Bronze	15 Satin Nickel
Double Clothes 2/pk (35 lb. SWL)	MPB163	10	N330-811	-
Double Clothes 1/pk (35 lb. SWL)	SPB1430	40	☼	N830-152



MPB163



2040

Ceiling Hooks

Retail Pack

Description	Model No.	Case Qty.	Zinc Plated	Black
#6, 3-3/8" (35 lb. SWL)	V2040	10	N120-816	N820-106
#3, 4-1/8" (60 lb. SWL)	V2040	10	-	N820-122
#0, 4-15/16" (125 lb. SWL)	V2040	10	-	N820-107
#10, 2-1/16" (25 lb. SWL)	V2040	10	N120-626	-
#12, 1-11/16" (10 lb. SWL)	V2040	10	N120-659	-
#14, 1-5/16" (5 lb. SWL)	V2040	10	N120-683	-

Polybagged

Description	Model No.	Case Qty.	Zinc Plated
3-7/8" #4 (60 lb. SWL)	2040BC	20	N220-517

Door Accessories



232



243



MPB227



234



338

Holds doors with up to 1.75" clearance

Door Stops

Polybagged

Description	Model No.	Case Qty.	10B Oil-Rbd. Bronze	15 Satin Nickel
3" Spring	MPB232	15	-	N331-165
3" Rigid	SPB243	40	N830-138	N830-137
Hinge Pin	MPB227	15	N331-116	N325-811

Retail Pack

Description	Model No.	Case Qty.	3 Polished Brass	5 Antique Brass	10B Oil-Rbd. Bronze	15 Satin Nickel	26 Polished Chrome	White WH
3" Spring 2/pk	V232	5	N184-291	N184-341	N331-132	N331-140	-	⊗
3" Rigid	V243	5	-	-	N331-355	N331-363	⊗	-
Hinge Pin	V234	5	N154-526	N159-046	-	-	-	⊗
4" Kickdown	V238	5	N184-259	⊗	-	⊗	N184-275	-
5" Kickdown	V239	5	N184-218	-	-	-	N184-234	-
Wall	V1935	2	N198-069	-	-	-	-	-
Wall 2/pk	V337	5	-	-	-	-	-	N213-561
Wall 2/PK	V237	5	-	-	-	-	-	N215-897

Loose

Description	Model No.	Case Qty.	Gray
6" Wedge	SP338BC	10	N237-891



V1936

- Prevents damage to walls and doors with 1/4" to 3/4" clearance
- Mounts to floor
- Solid brass stop and rubber bumper



V1937

- Designed for low and high rise undercut doors
- Adjustable to accommodate varying door gap sizes
- Includes a rubber bumper to prevent door damage
- Screws included for installation

Floor Stops

Retail Pack

Description	Model No.	Case Qty.	26D Satin Chrome
Low Rise	V1936	5	N215-830
Adjustable	V1937	5	N327-614

Door Knockers

Retail Pack

Description	Model No.	Case Qty.	3 Polished Brass	10B Oil-Rbd. Bronze
7" Knocker	V1914	10	N336-216	N336-218



For doors up to 1-3/4" thick
Manufactured of solid brass



- For use on exterior entry doors
- Spring action lid seals out weather and dirt
- Use with #1911S mail slot on hollow doors
- Manufactured of solid brass



Mail Slots & Accessories

Retail Pack

Description	Model No.	Case Qty.	3 Polished Brass	15 Satin Nickel	32D Stainless Steel
2" x 11" Slot	V1911	2	N197-905	N325-290	-
2" Sleeve	V1911S	3	-	-	N264-978

Kick Plates



Kick Plates w/ Screws

Aluminum Base Material

N270-351

Brand	Size	Pack Type	Case Qty.	Brass Tone	10B Oil-Rbd. Bronze	15 Satin Nickel	19 Matte Black	28 Aluminum	Brushed Gold	716 Aged Bronze
Ives	6" x 30"	Retail Pack	5	IV67856	-	-	-	IV00862	-	-
National Hardware	6" x 30"	Retail Pack	2	N270-306	-	N325-407	N270-350	-	N270-351	-
Stone Harbor	6" x 30"	Box Pack	5	50630-3	50630-10B	-	-	50630-28	-	-
Ives	6" x 34"	Retail Pack	5	IV67857	-	-	-	IV05106	-	-
Stone Harbor	6" x 34"	Box Pack	10	50634-3	50634-10B	50634-15	50634-19	50634-28	-	-
Tell Manufacturing	6" x 34"	Retail Pack	5	-	-	-	-	TM456004	-	-
Ives	8" x 34"	Retail Pack	5	IV67862	-	IV67859	-	IV67861	-	IV68203
Stone Harbor	8" x 34"	Box Pack	10	50834-3	50834-10B	50835-15	50834-19	50834-28	-	-
National Hardware	8" x 34"	Retail Pack	2	-	-	N270-316	N270-352	-	N270-353	-
Stone Harbor	10" x 34"	Box Pack	10	51034-3	51034-10B	51034-15	-	51034-28	-	-

Solid Brass Base Material

Brand	Size	Pack Type	Case Qty.	3 Polished Brass	5 Antique Brass	619 Satin Nickel	716 Aged Bronze
Ives	6" x 30"	Retail Pack	5	IV00694	-	IV68118	IV68117
Ives	6" x 34"	Retail Pack	5	IV05108	-	-	-
Stone Harbor	6" x 34"	Box Pack	10	-	50634-5	-	-
Ives	8" x 34"	Retail Pack	5	IV67858	-	-	-
Stone Harbor	8" x 34"	Box Pack	10	-	50834-5	-	-

Stainless Steel Base Material

Brand	Size	Pack Type	Case Qty.	19 Matte Black	32D Satin Stainless Steel
Stone Harbor	6" x 30"	Box Pack	5	-	50630-32D
Tell Manufacturing	6" x 30"	Retail Pack	5	TM83126	TM456000
Trimco	6" x 30"	Box Pack	5	TC063007	TC063014
Deltana	6" x 34"	Box Pack	10	DT49372	⊕
Stone Harbor	6" x 34"	Box Pack	5	-	50634-32D
Tell Manufacturing	6" x 34"	Retail Pack	5	-	TM456001
Trimco	6" x 34"	Box Pack	5	TC063407	TC063414
Deltana	8" x 34"	Box Pack	10	DT49373	⊕
Ives	8" x 34"	Retail Pack	5	-	IV58933
National Hardware	8" x 34"	Retail Pack	2	-	N270-300
Stone Harbor	8" x 34"	Box Pack	5	-	50834-32D
Tell Manufacturing	8" x 34"	Retail Pack	5	-	TM456003
Trimco	8" x 34"	Box Pack	5	TC083407	TC083414
Deltana	10" x 34"	Box Pack	10	DT49374	⊕
Stone Harbor	10" x 34"	Box Pack	5	-	51034-32D
Trimco	10" x 34"	Box Pack	5	TC103407	TC103414



TM063414



N270-352



DT49373

Magnetic Kick Plates

Aluminum Base Material

Brand	Size	Pack Type	Case Qty.	Brass Tone	10B Oil-Rbd. Bronze	15 Satin Nickel
Stone Harbor	6" x 34"	Box Pack	10	50635-3	50635-10B	50635-15
Stone Harbor	8" x 34"	Box Pack	10	50835-3	50835-10B	50835-15



50635-15

Push & Pull Plates

Push Plates

Aluminum Base Material

Brand	Size	Pack Type	Case Qty.	3 Polished Brass	10B Oil-Rbd. Bronze	28 Aluminum
Ives	3.5" x15"	Retail Pack	5	-	-	IV00841
National Hardware	3.5" x15"	Retail Pack	10	N270-500	N270-502	N270-504
Stone Harbor Hardware	3.5" x15"	Box Pack	5	-	-	58200-28
Tell Manufacturing	3.5" x15"	Retail Pack	5	-	-	TM456110



N270-502



DT32300

Solid Brass Base Material

Brand	Size	Pack Type	Case Qty.	3 Polished Brass	5 Antique Brass	10B Oil-Rbd. Bronze	15 Satin Nickel
Ives	3.5" x15"	Retail Pack	5	IV67901	-	-	-
Deltana	3.5" x15"	Box Pack	5	☼	DT32440	DT32300	DT32320
Stone Harbor Hardware	3.5" x15"	Box Pack	10	58200-3	-	58200-10B	-
Tell Manufacturing	3.5" x15"	Retail Pack	5	TM456065	-	☼	-

Stainless Steel Base Material

Brand	Size	Pack Type	Case Qty.	19 Matte Black	32D Satin Stainless Steel
Stone Harbor Hardware	3.5" x15"	Box Pack	5	-	58200-32D
Tell Manufacturing	3.5" x15"	Retail Pack	5	TM83113	TM456005
Ives	3.5" x15"	Retail Pack	5	IV00019	IV00842
Deltana	4" x 16"	Box Pack	10	DT49375	☼
Don Jo Manufacturing	4" x 16"	Box Pack	10	-	EL007114



TM456005



DT49375

Pull Plates

Aluminum Base Material

Brand	Size	CTC	Pack Type	Case Qty.	Brass Tone	10B Oil-Rbd. Bronze	15 Satin Nickel	28 Aluminum
Ives	3.5" x15"	5-1/4"	Retail Pack	5	-	-	-	IV00845
National Hardware	3.5" x15"	5-1/4"	Retail Pack	10	N270-400	N270-402	N270-404	-
Stone Harbor Hardware	3.5" x15"	5-1/8"	Box Pack	5	-	-	-	58311-28
Tell Manufacturing	3.5" x15"	6"	Retail Pack	5	-	-	-	TM456100



TM456100

Solid Brass Base Material

Brand	Size	CTC	Pack Type	Case Qty.	3 Polished Brass	5 Antique Brass	10B Oil-Rbd. Bronze	15 Satin Nickel	26D Satin Chrome
Ives	3.5" x15"	5-1/4"	Retail Pack	5	IV68125	-	-	-	IV58949
Deltana	3.5" x15"	5-1/4"	Box Pack	5	☼	DT32907	☼	DT32903	☼
Stone Harbor Hardware	3.5" x15"	5-1/8"	Box Pack	10	58311-3	-	-	-	-
Stone Harbor Hardware	3.5" x15"	5-1/2"	Box Pack	10	-	-	58311-10B	-	-
Tell Manufacturing	3.5" x15"	5-1/2"	Retail Pack	5	TM456066	-	-	-	-

Stainless Steel Base Material

Brand	Size	CTC	Pack Type	Case Qty.	19 Matte Black	32D Satin Stainless Steel
Stone Harbor Hardware	3.5" x15"	5-1/2"	Box Pack	5	--	58311-32D
Tell Manufacturing	3.5" x15"	5-1/2"	Retail Pack	5	TM83112	TM7351014
Ives	3.5" x15"	5"	Box Pack	5	IV00020	☼
Deltana	4" x 16"	7-78"	Box Pack	10	DT49376	☼
Don Jo Manufacturing	4" x 16"	6"	Box Pack	10	-	EL711514
Don Jo Manufacturing	4" x 16"	8"	Box Pack	10	-	EL711614
Don Jo Manufacturing	4" x 16"	10"	Box Pack	10	-	EL711714



TM7351014



EL711514



31442



31440



31430



31530

Dome & Floor Stops

Description	Model No.	Case Qty.	3 Polished Brass	10B Oil-Rbd. Bronze	11P Vintage Bronze	15 Satin Nickel	26D Satin Chrome
1-1/4" High Rise Dome	31442	5	31442-3	31442-10B	-	31442-15	31442-26D
1" Low Rise Dome	31440	5	31440-3	31440-10B	-	31440-15	31440-26D
3" Heavy-Duty Floor	31430	10	31430-3	31430-10B	-	31430-15	31430-26D
Magnetic Door	31530	10	-	-	31530-11P	31530-15	-



31408

Coordinates with Stone Harbor Hardware's Vienna bath collection (page E-1) and contemporary door locks (page SHH-1 to page SHH-3).



31407



31406



31412



31410

Wall Stops

Description	Model No.	Case Qty.	3 Polished Brass	10 Satin Bronze	10B Oil-Rbd. Bronze	11P Vintage Bronze	15 Satin Nickel
2-1/4" Contemporary Square	31408	20	-	-	-	31408-11P	31408-15
2-1/4" Concave	31407	10	31407-3	31407-10	31407-10B	-	31407-15
2-1/4" Convex	31406	10	31406-3	-	31406-10B	-	31406-15
3" Adhesive	31412	100	-	-	-	-	-
2-1/8" Adhesive (2/pk)	31410	100	-	-	-	-	-

Description	Model No.	Case Qty.	19 Matte Black	26 Polished Chrome	26D Satin Chrome	WH White
2-1/4" Contemporary Square	31408	20	31408-19	31408-26	-	-
2-1/4" Concave	31407	10	31407-19	31407-26	31407-26D	-
2-1/4" Convex	31406	10	31406-19	-	31406-26D	-
3" Adhesive	31412	100	-	-	-	31412-WH
2-1/8" Adhesive (2/pk)	31410	100	-	-	-	31410-WH



31467

31465

31455

Kick-Down Door Stops

Description	Model No.	Case Qty.	3 Polished Brass	10B Oil-Rbd. Bronze	15 Satin Nickel	26D Satin Chrome
5" Heavy-Duty (w/ 4 screws)	31467	20	31467-3	31467-10B	31467-15	31467-26D
4" Heavy-Duty (w/ 4 screws)	31465	20	31465-3	31465-10B	31465-15	31465-26D
4" (w/ 3 screws)	31455	20	31455-3	31455-10B	31455-15	31455-26D



Must be installed on the pull side only to meet ADA requirements

Foot-Operated Hands-Free Door Pull

Description	Model No.	Case Qty.	Aluminum
5" x 3-2/5" x 1-1/2"	55401	10	MD55401

IVES®



DP1

DP2

Dust-Proof Strikes

Description	Model No.	Case Qty.	26D Satin Chrome
Threshold Only	DP1	10	IV99637
Floor / Threshold	DP2	10	IV99450



Must be installed on the pull side only to meet ADA requirements

Hands-Free Pulls

Description	Model No.	Case Qty.	630 Satin Stainless Steel
Foot Pull	46 630	1	EL046014
Foot Pull	47 630	1	EL047014
Foot Pull	48 630	1	EL048014



Signage

Description	Model No.	Case Qty.	Blue
Men's Handicap	9070-01	1	EL907001
Men's Restroom	9070-02	1	EL907002
Women's Handicap	9070-05	1	EL907005
Women's Restroom	9070-04	1	EL907004
No Smoking	9070-22	1	EL907022
Unisex / Handicap	9070-32	1	EL907032

Door Stops




Description	Model No.	Case Qty.	605 Pol-ished Brass	613 Oil-Rbd. Bronze	626 Satin Chrome
4-1/2" Roller Bumper	1486	1	EL22723	EL23361	EL22724



UL Flush & Surface Bolts

Description	Model No.	Case Qty.	613 Oil-Rbd. Bronze	626 Satin Chrome
6-3/4" Commercial Flush Bolt	1555	10	EL155503	EL155506
8" Surface Bolt	1578	10	-	EL157806
Dust Proof Strike for Flush Bolts	1570	10	☼	EL157006
Drive-In Dust Proof Strike for Flush Bolts	1572	10	-	EL157206



Push & Pull Plates

Description	Model No.	Case Qty.	630 Satin Stainless Steel
4" x 16" Push Plate	71 630	10	EL007114
3-1/2" x 16-1/4" Push / Pull Plate	1866 630	10	EL186614
4" x 16" Pull 6" CTC	7115 630	10	EL711514
4" x 16" Pull 8" CTC	7116 630	1	EL711614
4" x 16" Pull 10" CTC	7117 630	1	EL711714
3-3/4" x 2" Cylinder Pull	1874 630	10	EL187414
4-1/2" x 3" Cylinder Pull	1875 630	10	EL187514



Rubber Door Silencers

Description	Model No.	Case Qty.	Gray
for Metal Doors	1608	100	EL1608

Door Stops & Wall Bumpers



FS3026



FS3526



WS2526



WS2026



DH00426



DH4026

Description	Model No.	Case Qty.	19 Matte Black	26D Satin Chrome
Low Rise Dome Stop	FS3026	10	-	TM456012
High Rise Dome Stop	FS3526	10	TM83118	TM456013
4-1/8" HD Kick Down Stop (sq.)	DH00426	10	-	TM456015
4-1/8" Kick Down Stop (triangle)	DH4026	10	-	TM456017
Concave Wall Stop	WS2526	10	TM83119	TM456026
Convex Wall Stop	WS2026	10	-	TM456027

Door Plates & Pulls



DT101925



DT101926



DT101927

Hands-Free Pulls

Description	Model No.	Case Qty.	32D Satin Stainless Steel
Foot Pull	DT101925	8	TM101925
Arm Pull - Curve	DT101926	12	TM101926
Arm Pull - Upright	DT101927	12	TM101927



Strap Bolts

Description	Model No.	Case Qty.	26D Satin Chrome
8" UL Listed	SB42826	10	TM456020

DELTA



Includes strike plate and matching screws
Size: 3-5/16"
Material: Solid Brass

Roller Catches

Description	Model No.	Case Qty.	3 Polished Brass	5 Antique Brass	10B Oil-Rbd. Bronze	15 Satin Nickel	15A Antique Nickel
Heavy-Duty Roller	RCA430U	10	DT33660	DT33680	DT43010	DT43016	DT43015

Description	Model No.	Case Qty.	19 Matte Black	26 Polished Chrome	26D Satin Chrome
Heavy-Duty Roller	RCA430U	10	DT43019	DT43026	DT33640

Door Coordinators



- Automatic coordinating device for sequential closing of paired doors with or without an astragal
- Non-Handed
- Material: All metal construction
- E4000/DC52 for 54" - 98" opening

E4000 Series

Description	Model No.	Case Qty.	Aluminum
Coordinator for 54" - 98" Doors (requires filler bar)	E4000/DC52	10	PA22404
Filler Bar for 72" Pair Door	E4000/FB18	10	PA22373

Door Stops



Description	Model No.	Case Qty.	10B / OB Oil-Rbd. Bronze	15 / SN Satin Nickel	26 / CP Polished Chrome
Roller Bumper	DD02-25	10	PA02253	PA02252	PA02251

Catches



Description	Model No.	Case Qty.	3 / PB Polished Brass	10B / OB Oil-Rbd. Bronze	15 / SN Satin Nickel	26 / CP Polished Chrome
Heavy-Duty Roller w/ Strike	DD02-25	25	PA05512	PA05516	-	PA05511

ROCKWOOD®

ASSA ABLOY



Material: Brass, low carbon steel, stainless steel, and polycarbonate with magnet
 For wood door applications only
 Meets ADA less than 5 lbs. of force to open

Fantom Door Stop

Description	Model No.	Case Qty.	26 / 26D Chrome	BLK Black	CLR Clear
Concealed Magnetic Stop	495	1	RW49506	RW49507	RW49500



1069-A



1069FP-A



1069L-A

- Designed to meet ADA requirements for pocket door applications (passage only)
- Operates with heel, edge of hand, or with the arm
- For frame width up to 5.5"

- Can be used on 1-3/8" door as well as 1-3/4" door
- Exterior emergency egress on full privacy
- For use on wood doors only

1069 Series Pocket Door Pulls

Description	Model No.	630 Satin Stainless Steel
Passage (ADA)	1069-A.630	TC10690014
Full Privacy RH	1069FP-A-RH.630	TC10690114
Full Privacy LH	1069FP-A-LH.630	TC10690214
Semi-Privacy (non-locking)	1069L-A.630	TC10690314



Frankfurt

Additional lever styles available via special order. Contact our purchasing team for details.

- Unique barn and slide door locking solution
- ADA compliant
- Multiple functions for different applications
- Only requires 10 degree of rotation to unlatch
- Privacy functions have button on inside and emergency access on outside



WS-1074-1



WSJ-1074-1

- Strikes designed as a solution for latching surface-applied sliding / barn doors
- Mount directly to the wall (requires blocking in wall) or via a mounting bracket that mounts to the jamb

1074 Series ADA Barn / Sliding Door Locks

Description	Model No.	619 Satin Nickel	622 Matte Black	613E Dark Bronze	629 Polished Stainless Steel	630 Satin Stainless Steel
Frankfurt Tubular Privacy LH	1074-1-LH-ST002	TC107410104	TC107410107	TC107410109	TC107410132	TC107410114
Frankfurt Tubular Privacy RH	1074-1-RH-ST002	TC107410204	TC107410207	TC107410209	TC107410232	TC107410214
Frankfurt Tubular Passage LH	1074-3-LH-ST002	TC107430104	TC107430107	TC107430109	TC107430132	TC107430114
Frankfurt Tubular Passage RH	1074-3-RH-ST002	TC107430204	TC107430207	TC107430209	TC107430232	TC107430214

Barn / Sliding Door Strikes for 1074 Locks

Description	Model No.	619 Satin Nickel	622 Matte Black	613E Dark Bronze	625 Polished Chrome	630 Satin Stainless Steel
Direct Mount Wall	WS-1074-1	TC107410404	TC107410407	TC107410409	TC107410408	TC107410414
Jamb Mount Wall w/ Jamb Bracket	WSJ-1074-1	TC107410504	TC107410507	TC107410509	TC107410508	TC107410514

LCN®

Grade 1 Heavy-Duty Closers



4040XP



4050XP

- Grade 1 - ANSI A156.4, UL 10C, ADA, 100 Hour Salt Spray
- Cast iron body
- Meets BAA - Buy American Act
- Full complement bearings
- Non-handed; includes arms for hinge (pull side), top jamb (push side) and parallel arm (push side) mounting
- Includes #72 plastic cover and #62PA shoe

- Tested and certified under ANSI/BHMA A156.4 Grade 1
- Cast aluminum body
- Meets ADA requirements; UL and cUL listed
- Meets BAA – Buy American Act
- Non-handed; adjustable spring size 1-6
- Standard tri-pack includes arms for regular pull side, top jamb or parallel arm mounting

4040 & 4050 Closers

Description	Model No.	Case Qty.	689 Aluminum	693 Gloss Black	695 Dark Bronze
4040XP RW/PA Non-Hold Open	4040XP RWPA	4	LN4040120	LN4040070	LN4040090
4040XP HW/PA Hold Open	4040XP HWPA	4	LN4040121	LN4040071	LN4040091
4040XP CUSH Non-Hold Open Cushion Arm	4040XP CUSH	4	LN4040123	☼	LN4040093
4040XP HCUSH Hold Open Cushion Arm	4040XP HCUSH	4	LN4040124	☼	LN4040094
4040XP EDA Non-Hold Open Extra Duty Arm	4040XP EDA	4	LN4040125	☼	LN4040095
4050A RW/PA Non-Hold Open	4050A RWPA	4	LN4050120	☼	LN4050090
4050A HW/PA Hold Open	4050A HWPA	4	LN4050121	☼	LN4050091

LCN Configuration Abbreviations

- RWPA** Regular Arm with Parallel Bracket (#3077 arm)
- HWPA** Hold Open with Parallel Arm (#3049 arm)
- CUSH** Cush-n-Stop Arm
- EDA** Extra Duty Arm
- TBSRT** Through Bolt Self Reaming and Tapping Screws



3077 Regular Arm



3049 Hold-Open Arm

LCN Finish Chart

689 Aluminum
690 Statuary Bronze
693 Gloss Black
695 Dark Bronze
696 Brass

Non-stock finishes available via special order. Contact your account manager for details.

Automatic Operators



6440-2210



6440XP

- 6440XP Kit includes: Gearmotor assembly, mounting plate and screws, cover and switch insert, wall adapter, door loop, 30' copper wire, 4040XP standard cylinder and RwPA arm
- 6440-2210 Kit includes: Gearmotor assembly, mounting plate and screws, cover and switch insert, wall adapter, door loop, 30' copper wire, and 8310-2210 touchless, battery-powered, RF actuator kit
- 24V input for safe door-mount applications
- Works with 3 different 4040XP mounting configurations
- Certified to UL 10C, UL 325 and UL 228; ANSI Standard A156.19; and compliant with ANSI Standard A117.1
- Door weight limit: 185 lbs.

6400 Series COMPACT™

Description	Model No.	Case Qty.	689 Aluminum	693 Gloss Black	695 Dark Bronze
Auto Module & Battery Actuator Kit (less closer)	6440-2210	1	LN6440006	LN6440007	LN6440009
Auto Module w/ Closer Kit (less actuator)	6440XP RW/PA	1	LN6440106	LN6440107	LN6440109
Drop Plate 6440 Parallel Arm Mount (push side)	6440-18PA	1	LN6440206	LN6440207	LN6440209

LCN®

Grade 1 Closers



- Tested and certified under ANSI/BHMA A156.4 Grade 1
- Cast aluminum cylinder with full-complement bearing
- Standard Tri-Pack includes arms for Regular Pull Side, Top Jamb or Parallel Arm Mounting
- Adjustable spring sizes 1-6
- Meets ADA requirements; UL and cUL listed
- Meets BAA (Buy American Act)
- Universal non-handed

- Grade 1 - ANSI A156.4, UL 10C, ADA, 100-hour salt spray, meets BAA
- Cast aluminum body
- Full complement bearing
- Non-handed
- Standard tri-pack includes arms for regular pull side, top jamb or parallel arm mounting

1450 & 1250 Closers

Description	Model No.	Case Qty.	689 Aluminum	693 Gloss Black	695 Dark Bronze
1450 RWPA Non Hold-Open	1450 RWPA	4	LN1450120	☒	LN1450090
1450 HWPA Hold Open	1450 HWPA	4	LN1450121	☒	LN1450091
1250 RWPA Non-Hold Open	1250 RWPA	4	LN1250120	LN1250070	LN1250090
1250 RWPA Hold Open	1250 HWPA	4	LN1250121	LN1250071	LN1250091



1250-72



Door Closer Parts & Accessories

Description	Model No.	Case Qty.	689 Aluminum	693 Gloss Black	695 Dark Bronze	Not Finish Specific
Slim Cover for 1250 Series	1250-72	1	LN991212	LN991207	LN991209	-
ADA / FG Force Gauge		1	-	-	-	LN991214

Door Closer Hole Pattern Cross Reference Chart

LCN	Norton	dormakaba	Hager	Pamex	Sargent	Tell	Falcon	Yale	Dexter
1250, 1260	1600	QDC300 / 7400*	5300	GC8700	1130	600	SC60	50	DCL2000, DCR8000
1450	8000	QDC200 / 8600	5200	GC6800	1300	800	SC80	3000	DCM1000
4040	-	QDC100	5100	-	-	900	-	-	-
4050	7500	-	-	-	-	-	SC70	4400	DCH1000

*Adapter plate required.

Grade 1 Heavy-Duty Surface Door Closers



DCH4000

- Grade 1, UL/UL10C Compliant (non-hold open arms)
- ADA Compliant at Size 1
- Adjustable spring size 1-6
- 5" x 2-1/4" mounting hole pattern



DCH1000

- Grade 1, UL / UL 10C Listed (non-hold open arms)
- ADA compliant at size 1
- Adjustable spring size 1-6
- 6-3/4" x 2-3/8" mounting hole pattern

DCH4000 Series

Description	Model No.	Dark Bronze	Satin Aluminum
Non-Hold Open Regular Arm	DCH4000.STD.FULL.RW/PA	DC97671	DC97667
Non-Hold Open Dead Stop Arm	DCH4000.STD.FULL.DS	DC97672	DC97668
Hold Open Arm	DCH4000.STD.FULL.HW/PA	DC97674	DC97670
Dead-Stop Hold-Open Arm	DCH4000.STD.FULL.DS/HO	DC97673	DC97669

DCH4000 closers are compatible with Pamex GFDB442 drop plates on page J-9.

Dexter Commercial Arm Types

Regular arm (RW/PA): Non-handed, regular arm with adjustable forearm assembly to accommodate a range of doors and frame reveal conditions. Mounts hinge side, top jamb or parallel arm. PA shoe included to allow installation in a parallel arm configuration.

Dead stop arm (DS): Non-handed, heavy duty, parallel arm includes a positive mechanical stop and non-adjustable forearm assembly for high volume traffic or potentially abusive installation conditions.

Hold-open arm (HW/PA): Non-handed, hold open arm with adjustable forearm assembly to accommodate a range of doors and frame reveal conditions. Mounts hinge side, top jamb or parallel arm. PA shoe included to allow installation in a parallel arm configuration.

Dead stop hold-open arm (DS/HO): Non-handed, heavy duty, hold-open parallel arm includes a positive mechanical stop and non-adjustable forearm assembly for high volume traffic or potentially abusive installation conditions. Also includes a manually selective hold open function.


DCH1000 Series

Description	Model No.	Dark Bronze	Satin Aluminum
Non-Hold Open Regular Arm	DCH1000.STD.FULL.RW/PA	DC53594	DC53593
Non-Hold Open Dead Stop Arm	DCH1000.STD.FULL.DS	-	DC53596
Hold Open Arm	DCH1000.STD.FULL.HW/PA	-	DC53595
Dead-Stop Hold-Open Arm	DCH1000.STD.FULL.DS/HO	-	DC53597

DCH1000 Series Parts & Accessories

Description	Model No.	Dark Bronze	Satin Aluminum
Pull Side / Top Jamb Drop Plate	DCH1000P.DP18	DC53612	DC53610
Parallel Arm Drop Plate	DCH1000P.DP18PA	DC53613	DC53611

Grade 1 Residential-Duty Surface Door Closers



DCR8000

- Grade 1, UL / UL 10C Listed (non-hold open arms)
- ADA compliant at size 1, (180 deg - TJ & Pull Side)

- Adjustable spring size 1-4
- 9 1/16" x 3/4" mounting hole pattern

DCR8000 Series

Description	Model No.	Dark Bronze	Satin Aluminum
Non-Hold Open Arm, Less Cover	DCR8000.STD.LESS.RW/PA	DC53601	DC53600

Grade 1 Medium-Duty Surface Door Closers



DCM1000

- Grade 1, UL / UL 10C Listed (non-hold open arms)
- ADA compliant at size 1
- Adjustable spring size 1-6
- 12" x 3/4" mounting hole pattern

- Single piece, cast aluminum body
- Universal hardware pack

DCM1000 Series

Description	Model No.	Dark Bronze	Satin Aluminum
Non-Hold Open Arm Full Cover	DCM1000.STD.FULL.RW/PA	DC53588	DC53587
Non-Hold Open Arm Slim Cover	DCM1000.STD.SLIM.RW/PA	DC53586	DC53585
Hold Open Arm Full Cover	DCM1000.STD.FULL.HW/PA	DC53592	DC53591
Hold Open Arm Slim Cover	DCM1000.STD.SLIM.HW/PA	DC53590	DC53589

DCM100 Series Parts & Accessories

Description	Model No.	Dark Bronze	Satin Aluminum
Pull Side / Top Jamb Drop Plate	DCM1000P.DP18TJ	DC53608	DC53606
Parallel Arm Drop Plate	DCM1000P.DP18PA	DC53609	DC53607

Grade 1 Light-Duty Surface Door Closers



DCL2000

- Grade 1, UL / UL 10C Listed (non-hold open arms)
- ADA compliant at size 1
- Adjustable spring size 1-6
- 9-1/16" x 3/4" mounting hole pattern

DCL2000 Series

Description	Model No.	Dark Bronze	Satin Aluminum
Non-Hold Open Arm, Less Cover	DCL2000.STD.LESS.RW/PA	DC53582	DC53581
Hold Open Arm, Less Cover	DCL2000.STD.LESS.HW/PA	-	DC53583
Hold Open Arm, Full Cover	DCL2000.STD.FULL.RW/PA	-	DC53584

DCL2000 Series Parts & Accessories

Description	Model No.	Dark Bronze	Satin Aluminum
Top Jamb Drop Plate	DCL2000P.DP18TJ	DC53604	DC53602
Parallel Arm Drop Plate	DCL2000P.DP18PA	DC53605	DC53603

Grade 1 Door Closers



- Fully adjustable from 1 - 6 for maximum flexibility
- Cast iron closer body
- All-weather fluid ensures optimal operational performance in multiple climate conditions
- Non-handed; stocked with "R" cover that matches LCN4040, sex nuts, and self-drilling screws


- Fully adjustable from 1 - 6 for maximum flexibility
- Cast aluminum closer body
- All-weather fluid ensures optimal operational performance in multiple climate conditions

Description	Model No.	Case Qty.	689 Satin Aluminum	690 Duranodic Bronze	696 Satin Brass
QDC100 HD Big Body Non Hold Open	QDC111R	3	KH436111	KH433111	☼
QDC100 HD Big Body Hold Open	QDC112R	1	KH436112	KH433112	☼
QDC300 Non Hold Open	QDC311NC	6	KH416311	KH413311	KH411311
QDC300 Hold Open	QDC312NC	6	KH426312	KH423312	KH421312
QDC300 Non Hold Open Barrier Free	QDC311BF NC	6	KH446311	KH443311	☼

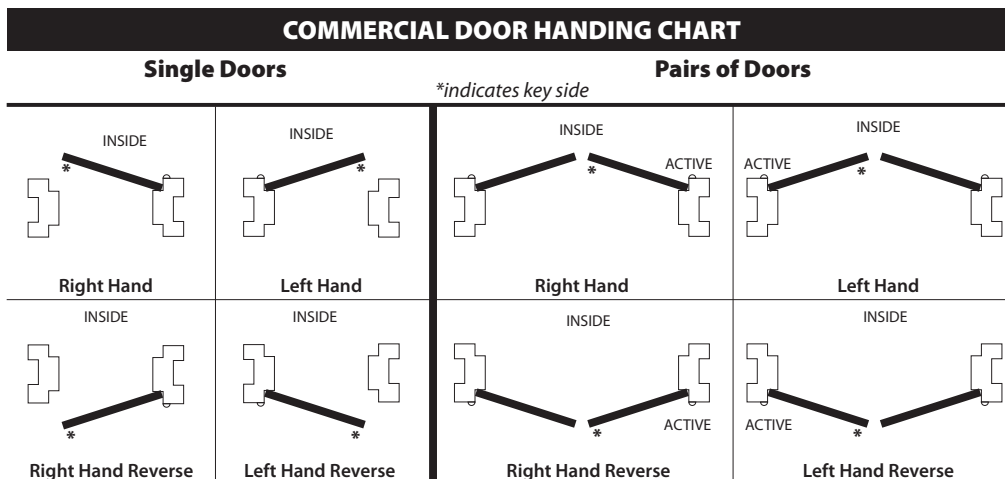
Door Closer Parts & Accessories

Description	Model No.	Case Qty.	689 Satin Aluminum	690 Duranodic Bronze	696 Satin Brass	Not Finish Specific
QDC300 Full Cover	8Q00095	1	KH490956	KH490953	☼	-
QDC300 Small Drop Plate	8Q00103	1	KH491036	KH491033	☼	-
QDC300 Large Drop Plate	8Q00104	1	KH491046	KH491043	☼	-
QDC100/200/300 Sex Nuts 4/pk	8Q00097	1	KH490976	KH490973	KH490971	-
QDC200/300 Self-Drilling Screws 8/pk	8Q00436	1	KH494366	KH494363	☼	-
QDC300 Installation Template	8Q00455	1	-	-	-	KH49455

Available Finishes



Commercial Door Handing



Grade 1 Door Closers



900 Series

- Complies with ANSI A156.4
- Grade 1, 2,000,000 million cycles
- UL/ULC listed up to 3 hours fire rated
- Cast steel closer
- Adjustable sizes 1 – 6
- Includes metal screws for hollow metal and aluminum applications and wood screws for wood door applications, as well as thru-bolts
- Non-handed; tri-pack mounting - regular, top jamb, and parallel arm applications



700 Series

- Complies with ANSI A156.4
- Grade 1, 2,000,000 cycles
- UL/ULC listed up to 3 hours fire rated
- Cast aluminum closer
- Adjustable sizes 1 – 4
- Non-handed; tri-pack mounting - regular, top jamb, and parallel arm applications
- Includes metal screws for hollow metal and aluminum applications and wood screws for wood door applications, as well as thru-bolts



600 Series

- Complies with ANSI A156.4
- Grade 1, 2,000,000 cycles
- UL/ULC listed up to 3 hours fire rated
- Cast aluminum closer
- Adjustable sizes 1 – 4
- Includes metal screws for hollow metal and aluminum applications and wood screws for wood door applications
- Fits hole pattern for Norton 1601 closers

Description	Model No.	Case Qty.	19 Matte Black	28 Aluminum	DU (duro bronze)
900 Series	12916 BC PA SN1 COV	4	-	TM440137	-
700 Series	12741 BC PA SN1 COV AL	4	-	TM400316	-
600 Series	19641 PA	4	TM83111	TM412641	TM415641

Grade 3 Door Closers



500 Series

- Complies with ANSI A156.4
- Grade 3 – 500,000 cycles
- UL/ULC listed up to 3 hours fire rated
- Cast aluminum closer
- Adjustable sizes 1-4

Residential Door Closers



1000 Series

- Non-handed; tri-pack mounting - regular, top jamb, and parallel arm applications
- Fits 24" - 30" wide interior doors weighing 30 - 65 pounds
- Size 1
- Includes metal and wood screws

Description	Model No.	Case Qty.	28 Aluminum
500 Series	12541 BC PA AL	4	TM440004

Description	Model No.	Case Qty.	Ivory	Brown
1000 Series Non Hold Open	10173 / 10175	5	TM410173	TM410175
1000 Series Friction Hold Open	11186 / 11184	5	TM411186	TM411184

Grade 1 Heavy-Duty Door Closers



5100

- BHMA Certified ANSI A156.4, adjustable sizes 1-6
- UL/cUL Listed for up to 3 hours
- Non-hold open UL10C
- Cast iron with full plastic cover
- Temperature range for prolonged use is from -40° F to 150° F
- Non-Handed; Tri-Pack - Regular, parallel arm, and top jamb mount
- Fits 1-3/4" thick doors
- For use on doors up to 330 lbs



5200

- BHMA Certified ANSI A156.4, adjustable sizes 1-6
- UL/cUL Listed for up to 3 hours
- Aluminum alloy with plastic cover
- Temperature range for prolonged use is from -40° F to 150° F
- Non-Handed; Tri-Pack - Regular, parallel arm, and top jamb mount
- Fits 1-3/4" thick doors
- For doors up to 250 lbs



5300

- BHMA Certified ANSI A156.4, adjustable sizes 1-6
- UL/cUL Listed for up to 3 hours
- Temperature range for prolonged use is from -40° F to 150° F
- Aluminum alloy with full plastic cover and pinion cap
- Non-handed; Tri-Pack - regular, top jamb, and parallel arms
- Fits 1-3/4" thick doors
- For doors up to 250 lbs

5100 Series

Description	Model No.	Case Qty.	Dark Bronze	Aluminum
Non-Hold Open	5100 MLT	4	HG26472	HG26470
Hold Open	5107 MLT HO	4	HG30947	HG26475

5200 Series

Description	Model No.	Case Qty.	Dark Bronze	Aluminum
Non-Hold Open	5200 MLT	4	HG26477	HG26476

5300 Series

Description	Model No.	Case Qty.	Dark Bronze	Aluminum
Non-Hold Open	5300 MLT	4	HG45674	HG45672
Hold Open	5307 MLT HO	4	HG45678	HG45676



(formerly known as Entrematic)

- High precision gears for sustained long-term use
- Electro mechanical design for simple dependable operation
- Permanent lubrication for maintenance-free operation
- Machined alloy gearbox housing
- 1/8th HP motor; digital control board

- Kit includes: 1 Ditec HA8-LP operator for a 36" door; 2 square push plates; 2 surface mount boxes; 1 900 MHz receiver; 2 900 MHz wireless transmitters; and install manual and decals

Low Energy Operators

Description	Model No.	Case Qty.	Bronze	Aluminum
Kit w/ Universal Arm	HA8-LP	1	W9-235	W9-215

Grade 1 Door Closers



1600

- ANSI/BHMA A156.4, Grade 1 certified
- UL / cUL listed for use on fire rated doors; UL10C listed (non-hold open only)
- Adjustable spring sizes 1-6
- Exceeds 25 million cycles
- Cast aluminum closer body
- Tri-Style® packaging (regular arm, top jamb and parallel arm mounting)



7500

- ANSI/BHMA A156.4, Grade 1 certified
- UL / cUL listed for use on fire rated doors; UL10C listed (non-hold open only)
- Adjustable spring sizes 1-6
- Exceeds 25 million cycles
- Cast aluminum body
- Tri-Style® packaging; tri-packed for regular, top jamb or parallel arm mounting



8300

- ANSI/BHMA A156.4, Grade 1 certified
- UL / cUL listed for use on fire rated doors; UL10C listed (non-hold open only)
- Adjustable spring sizes 1-6
- Exceeds 25 million cycles
- Cast aluminum closer body
- Tri-Style® packaging standard (regular arm, top jamb and parallel arm mounting)

1600 Series

Description	Model No.	Case Qty.	Dark Bronze	Aluminum	Black Suede
Non-Hold Open Tri-Pack	1601	6	NM1615	NM1610	NM1601007
Hold Open Tri-Pack	1601H	6	NM1616	NM1611	NM1601107
Universal Corner Bracket	1647	1	NM164703	NM164712	-
Plastic Closer Cover	1600P	1	NM160003	NM160012	NM160007
Drop Plate	1688	1	NM168803	NM168812	-

Top Jamb Installation

Closer on frame
Opposite to hinge (push) side



Left hand door - LH
Right hand reserve - RHR



Right hand door - RH
Left hand reserve - LHR

7500 Series

Description	Model No.	Case Qty.	Dark Bronze	Aluminum	Black Suede
Non-Hold Open Tri-Style	7500	4	NM7500009	NM7500012	NM7500007
Hold Open Tri-Style	7500H	4	NM7500109	NM7500112	NM7500107

Parallel Arm Installation

Closer on door
Opposite to hinge (push) side



Left hand door - LH
Right hand reserve - RHR



Right hand door - RH
Left hand reserve - LHR

8300 Series

Description	Model No.	Case Qty.	Dark Bronze	Aluminum	Black Suede
Non-Hold Open Tri-Style	8301	4	NM8301009	NM8301012	NM8301007
Hold Open Tri-Style	8301H	4	NM8301109	NM8301112	NM8301107

Regular Arm Installation

Closer on door
On hinge (pull) side



Left hand door - LH
Right hand reserve - RHR



Right hand door - RH
Left hand reserve - LHR

PAMEX

Door Closers



GC8700

- ANSI/BHMA A156.4, Grade 1
- UL Listed, UL (10C) and UBC (7-2) Codes
- Meets ADA Requirements
- Flexible power adjustable closer
- Adjustable closing and latching speed
- Back Check standard
- Includes parallel bracket, wood screws, machine screws, full plastic cover, sex bolts, and thru bolts
- Hole pattern matches Norton 1601 and Stanley QDC311



GC800

- ANSI/BHMA A156.4, Grade 2
- UL Listed, UL (10C) and UBC (7-2) Codes
- Standard size closer, universal installation
- Dual Valve adjustable for closing and latching speed
- 3 sizes for different door weight
- Includes parallel bracket, wood screws, and machine screws
- For light-duty interior applications

GC8700 Series

Description	Model No.	Case Qty.	Dark Bronze	Gold Brass	Matte Black	Aluminum
Size 1-4 (barrier free) Closer	GC8700BF	6	PA22022	PA22023	PA24078	PA22021
Size 3-6 Closer	GC8700	6	PA22017	PA22018	PA24077	PA22016
Hold Open Arm	GHFA870	20	PA90011	PA90012	PA24080	PA90010

GC800 Series

Description	Model No.	Case Qty.	Aluminum
Size 2 Closer	GC802-AL	10	PA22027
Size 3 Closer	GC803-AL	10	PA22032
Size 4 Closer	GC804-AL	10	PA22037

Accessories

Description	Model No.	Case Qty.	Dark Bronze	Matte Black	Aluminum
Flat Drop Bracket for Parallel Arm <i>(fits Pamex GC4400 and Dexter Commercial DCH4000 closers)</i>	GFDB442	10	PA22134	PA24039	PA22133



DELTANA

Door Closers



DC10

- Maximum Load: 180 lbs
- Handing: Universal
- Certifications: UL and CUL Listed, UL 10C Fire Rated
- Material: Die-Cast Aluminum body, Forged Steel arm

DC10 Series

Description	Model No.	Case Qty.	Dark Bronze	Satin Aluminum
Size 1 - 4	DC10	10	DT32941	DT32940



We offer solutions for locksmiths and integrators (and anyone else who needs to rekey a lock!).

For locksmiths, we stock a wide range of keying components, from full Kwikset and Schlage keying kits to replacement pins. And, when you need to replace a lock, we have hundreds on the shelf for you to choose from, along with dozens of replacement latch and strike options. Our efficient order processing and shipping system means you'll get what you need when you need it.




If you're an integrator, we offer a wide range of solutions. We carry a large variety of products, from electric strikes and mag locks to wave sensors and power transfer hinges. And to help you pull the entire project together, we also have a wide range of commercial hardware. Our shelves are full of things like universal low energy operator kits and hardware in popular finishes – everything you need to look like a hardware hero. Plus, our DHI-credentialed staff can answer questions and help you find just what you need.



Standard Steel Hinges

Description	Model No.	Case Qty.	4 Satin Brass
3-1/2" 5/8" Radius Corner, 2/pk	S35R5	1	DT23958
3-1/2" Square Corner, 2/pk	S35U	1	DT17661
4" 5/8" Radius Corner, 2/pk	S44R5	1	DT24458
4" Square Corner, 2/pk	S44U	1	DT18800



Standard Brass Hinges

Description	Model No.	Case Qty.	3 Polished Brass	15 Satin Nickel	19 Matte Black	26 Polished Chrome
3-1/2" 5/8" Radius Corner, 2/pk	DSB35R5x-R	30	DT13951	DT13954	DT13959	DT13956
3-1/2" 1/4" Radius Corner, 2/pk	DSB35R4x-R	30	DT13941	DT13944	DT13949	DT13946
3-1/2" Square Corner, 2/pk	DSB35x-R	30	DT48194	DT48193	DT48189	DT48190
4" 5/8" Radius Corner, 2/pk	DSB4R5x-RZ	30	DT14951	DT14954	DT14959	DT14956
4" 1/4" Radius Corner, 2/pk	DSB4R4x-RZ	30	DT14941	DT14944	DT14949	DT14946
4" Square Corner, 2/pk	DSB4x-RZ	30	DT14901	DT48827	DT49189	DT48202

Hinge Chisels

Description	Model No.	Case Qty.	Not Finish Specific
7/8" Square Corner Chisel	CC78	1	DT45761



DASH95U

- Self-closing hinge
- Swings in both directions
- Has a hold open feature approximately 90 degrees



JB_DASH95U



DASH95TP

Floor Hinges & Accessories

Description	Model No.	Case Qty.	3 Polished Brass	5 Antique Brass	10B Oil-Rbd. Bronze	15 Satin Nickel	15A Antique Nickel	19 Matte Black
Hold-Open Double Acting	DASH95U	10	DT22760	DT22780	DT22660	DT22680	DT22700	DT49404
Jamb Bracket for Floor Hinge	JB_DASH95U	1	DT48284	DT48285	DT48286	DT48287	DT48288	-

Description	Model No.	Case Qty.	26 Polished Chrome	26D Satin Chrome	P Primed Gray	Not Finish Specific
Hold-Open Double Acting	DASH95U	10	DT22720	DT22740	DT22800	-
Jamb Bracket for Floor Hinge	JB_DASH95U	1	DT48289	DT48290	DT48283	-
Top Pivot for Floor Hinge	DASH95TP	8	-	-	-	DT99990

BALDWIN

ESTATE™



Standard Hinges

Description	Model No.	Case Qty.	112 Venetian Bronze	150 / 056 Satin Nickel	190 Satin Black
3-1/2" Square Corner 1/pk	1035	1	BH103509	BH103504	BH103507
4" Square Corner 1/pk	1040	1	BH104009	BH104004	BH104007
4-1/2" Square Corner 1/pk	1045	1	BH104509	BH104504	BH104507




Ball Bearing Hinges

Description	Model No.	Case Qty.	112 Venetian Bronze	150 / 056 Satin Nickel	190 Satin Black
4" Square Corner 1/pk	1041	1	BH104109	BH104104	BH104107
4-1/2" Square Corner 1/pk	1046	1	BH104609	BH104604	BH104607
5" Square Corner 1/pk	1051	1	BH105109	BH105104	BH105107



Finial Sets

Description	Model No.	Case Qty.	112 Venetian Bronze	150 / 056 Satin Nickel	190 Satin Black
Ball	1090	1	BH109009	BH109004	BH109007
Urn	1091	1	BH109109	BH109104	BH109107
Acorn	1092	1	BH109209	BH109204	BH109207
Steeple	1093	1	BH109309	BH109304	BH109307



Commercial Grade Square Corner Hinges

Description	Model No.	Case Qty.	630 Satin Stainless Steel	631 Matte Black	632 Polished Brass	640 Oil-Rbd. Bronze
4" Ball Bearing .129 gauge	CS4000BB	25	-	CS4000BB-631	CS4000BB-632	CS4000BB-640
4-1/2" Plain Bearing .134 gauge	CS4500	25	CS4500-630	CS4500-631	-	CS4500-640
4-1/2" Ball Bearing .134 gauge	CS4500BB	25	CS4500BB-630	CS4500BB-631	CS4500BB-632	CS4500BB-640
4-1/2" Ball Bearing NRP .134 gauge	CS4500BBN	25	CS4500BBN-630	CS4500BBN-631	-	CS4500BBN-640
4-1/2" HD Ball Bearing .180 gauge	CS4500HD	25	CS4500HD-630	CS4500HD-631	-	CS4500HD-640
4-1/2" HD Ball Bearing NRP .180 gauge	CS4500HDN	25	CS4500HDN-630	CS4500HDN-631	-	CS4500HDN-640
5" Ball Bearing NRP .145 gauge	CS5000BBN	25	-	CS5000BBN-631	-	CS5000BBN-640

Description	Model No.	Case Qty.	646 Satin Nickel	652 Satin Chrome	P Primed Gray
4" Ball Bearing .129 gauge	CS4000BB	25	CS4000BB-646	CS4000BB-652	-
4-1/2" Plain Bearing .134 gauge	CS4500	25	CS4500-646	CS4500-652	-
4-1/2" Ball Bearing .134 gauge	CS4500BB	25	CS4500BB-646	CS4500BB-652	CS4500BB-P
4-1/2" Ball Bearing NRP .134 gauge	CS4500BBN	25	CS4500BBN-646	CS4500BBN-652	CS4500BBN-P
4-1/2" HD Ball Bearing .180 gauge	CS4500HD	25	CS4500HD-646	CS4500HD-652	-
4-1/2" HD Ball Bearing NRP .180 gauge	CS4500HDN	25	CS4500HDN-646	CS4500HDN-652	-
5" Ball Bearing NRP .145 gauge	CS5000BBN	25	CS5000BBN-646	CS5000BBN-652	-

Machine Screws for Commercial Hinges

Description	Model No.	Case Qty.	3 Polished Brass	10B Oil-Rbd. Bronze	15 Satin Nickel	26D Satin Chrome
#12 x 1/2" 25/pk	SCMS1205	1	MP572501	MP572503	MP572504	MP572506



Commercial Grade Adjustable Spring Hinges

Description	Model No.	Case Qty.	630 Satin Stainless Steel	631 Matte Black	640 Oil-Rbd. Bronze	646 Satin Nickel	652 Satin Chrome
4-1/2" Sqr. Corner .134 gauge	CS4500SP	25	CS4500SP-630	CS4500SP-631	CS4500SP-640	CS4500SP-646	CS4500SP-652

Stone Harbor Hardware Finish Chart



Stocked with #9 x 3/4" screws
Stainless steel hinges are grade 304


- Provides barrier-free access
- Adds width to existing door opening
- Works on LH or RH doors by flipping pin
- Fits 1 3/8" - 1 3/4" thick doors




P3558



P3514



P3500



55812



51412

3-1/2" Standard Hinges

Description	Model No.	Case Qty.	3 Polished Brass	3/4 Satin Bright Brass	5 Antique Brass	10B Oil-Rbd. Bronze	11P Vintage Bronze	15 Satin Nickel	15A Antique Nickel
5/8" Rad. Corner 2/pk	P3558	50	P3558-3	-	P3558-5	-	P3558-11P	P3558-15	P3558-15A
5/8" Rad. Corner 3/pk	T3558	5	-	-	-	T3558-10B	-	T3558-15	-
5/8" Rad. Swing Clear 2/pk	55812	10	55812-3	-	-	-	55812-11P	55812-15	-
1/4" Rad. Corner 2/pk	P3514	50	P3514-3	-	P3514-5	-	P3514-11P	P3514-15	P3514-15A
1/4" Rad. Swing Clear 2/pk	51412	10	51412-3	-	-	-	51412-11P	51412-15	-
Square Corner 2/pk	P3500	50	P3500-3	-	P3500-5	-	P3500-11P	P3500-15	P3500-15A
5/8" Rad. Corner 100/pk	B3558	1	B3558-3	-	B3558-5	B3558-10B	B3558-11P	B3558-15	B3558-15A
1/4" Rad. Corner 100/pk	B3514	1	-	-	B3514-5	B3514-10B	B3514-11P	B3514-15	B3514-15A
Square Corner 100/pk	B3500	1	-	-	-	B3500-10B	-	B3500-15	-

Description	Model No.	Case Qty.	19 Matte Black	26 Polished Chrome	26D Satin Chrome	32D Satin Stainless Steel	P Primed Gray	WH Gloss White
5/8" Rad. Corner 2/pk	P3558	50	P3558-19	P3558-26	P3558-26D	P3558-32D	-	P3558-WH
5/8" Rad. Corner 3/pk	T3558	5	T3558-19	T3558-26	-	-	-	-
5/8" Rad. Swing Clear 2/pk	55812	10	55812-19	55812-26	55812-26D	-	-	-
1/4" Rad. Corner 2/pk	P3514	50	P3514-19	P3514-26	P3514-26D	-	-	P3514-WH
1/4" Rad. Swing Clear 2/pk	51412	10	51412-19	-	-	-	-	-
Square Corner 2/pk	P3500	50	P3500-19	P3500-26	P3500-26D	-	-	P3500-WH
5/8" Rad. Corner 100/pk	B3558	1	B3558-19	B3558-26	B3558-26D	B3558-32D	B3558-P	B3558-WH
1/4" Rad. Corner 100/pk	B3514	1	B3514-19	B3514-26	B3514-26D	-	-	-
Square Corner 100/pk	B3500	1	-	-	-	-	-	-



5201



5203

Fits standard and ball-bearing hinges
Hinge sold separately

Hinge Pins w/ Caps

Description	Model No.	Case Qty.	11P Vintage Bronze	15 Satin Nickel	19 Matte Black
3-1/2" w/ Ball Caps 1/pk	5201	25	5201-11P	5201-15	5201-19
3-1/2" w/ Steeple Caps 1/pk	5203	25	5203-11P	5203-15	5203-19
4" w/ Ball Caps 1/pk	5202	25	5202-11P	5202-15	5202-19
4" w/ Steeple Caps 1/pk	5204	25	5204-11P	5204-15	5204-19



Stocked with #9 x 3/4" screws
Stainless steel hinges are grade 304



P4058



P4058T



55814



P4014



P4000

Packed unassembled
for use with left-handed
or right-hand doors

4" Standard Hinges

Description	Model No.	Case Qty.	2CD Brushed Zinc	3 Polished Brass	3/4 Satin Bright Brass	5 Antique Brass	10B Oil- Rbd. Bronze	11P Vintage Bronze
5/8" Rad. Corner 2/pk	P4058	50	-	P4058-3	-	P4058-5	-	P4058-11P
5/8" Rad. Corner 3/pk	T4058	5	-	-	-	-	T4058-10B	-
5/8" Rad. Corner, NRP 2/pk	P4058N	50	-	-	-	-	P4058N-10B	-
5/8" Rad. Security Tab 2/pk	P4058T	20	-	-	-	-	-	P4058T-11P
5/8" Rad. x Square 2/pk	55814	20	-	-	-	-	-	55814-11P
1/4" Rad. Corner 2/pk	P4014	50	-	P4014-3	-	P4014-5	-	P4014-11P
Square Corner 2/pk	P4000	50	-	P4000-3	-	P4000-5	-	P4000-11P
5/8" Rad. Corner 100/pk	B4058	1	B4058-2CD	B4058-3	B4058-3-4	B4058-5	B4058-10B	B4058-11P
5/8" Rad. Corner, NRP 100/pk	B4058N	1	-	-	-	-	B4058N-10B	-
5/8" Rad. Security Tab, 100/pk	B4058T	1	-	-	-	-	-	B4058T-11P
1/4" Rad. Corner 100/pk	B4014	1	-	-	-	B4014-5	B4014-10B	B4014-11P
Square Corner 100/pk	B4000	1	-	-	-	-	B4000-10B	-

Description	Model No.	Case Qty.	15 Satin Nickel	15A Antique Nickel	19 Matte Black	26 Polished Chrome	26D Satin Chrome	32D Satin Stainless Steel
5/8" Rad. Corner 2/pk	P4058	50	P4058-15	P4058-15A	P4058-19	P4058-26	P4058-26D	P4058-32D
5/8" Rad. Corner 3/pk	T4058	5	T4058-15	-	T4058-19	T4058-26	-	-
5/8" Rad. Corner, NRP 2/pk	P4058N	50	P4058N-15	-	-	-	-	P4058N-32D
5/8" Rad. Security Tab 2/pk	P4058T	20	P4058T-15	-	-	-	-	-
5/8" Rad. x Square 2/pk	55814	20	55814-15	-	-	-	-	-
1/4" Rad. Corner 2/pk	P4014	50	P4014-15	P4014-15A	P4014-19	P4014-26	P4014-26D	-
Square Corner 2/pk	P4000	50	P4000-15	P4000-15A	P4000-19	P4000-26	P4000-26D	-
5/8" Rad. Corner 100/pk	B4058	1	B4058-15	B4058-15A	B4058-19	B4058-26	B4058-26D	B4058-32D
5/8" Rad. Corner, NRP 100/pk	B4058N	1	B4058N-15	-	-	-	-	B4058N-32D
1/4" Rad. Corner 100/pk	B4014	1	B4014-15	B4014-15A	B4014-19	B4014-26	B4014-26D	-
Square Corner 100/pk	B4000	1	B4000-15	-	-	-	-	-

Description	Model No.	Case Qty.	P Prime Coat	WH Gloss White
5/8" Rad. Corner 2/pk	P4058	50	-	P4058-WH
1/4" Rad. Corner 2/pk	P4014	50	-	P4014-WH
Square Corner 2/pk	P4000	50	-	P4000-WH
5/8" Rad. Corner 100/pk	B4058	1	B4058-P	B4058-WH




Stocked with #9 x 3/4" screws
Stainless steel hinges are grade 304



P3558BB



P3514BB



P3500BB

3-1/2" Ball-Bearing Hinges

Description	Model No.	Case Qty.	3 Polished Brass	5 Antique Brass	11P Vintage Bronze	15 Satin Nickel	15A Antique Nickel	19 Matte Black
5/8" Rad. Corner 2/pk	P3558BB	50	P3558BB-3	P3558BB-5	P3558BB-11P	P3558BB-15	P3558BB-15A	P3558BB-19
1/4" Rad. Corner 2/pk	P3514BB	50	P3514BB-3	P3514BB-5	P3514BB-11P	P3514BB-15	P3514BB-15A	P3514BB-19
Square Corner 2/pk	P3500BB	50	P3500BB-3	P3500BB-5	P3500BB-11P	P3500BB-15	-	P3500BB-19
5/8" Rad. Corner 100/pk	B3558BB	1	-	B3558BB-5	B3558BB-11P	B3558BB-15	B3558BB-15A	B3558BB-19
1/4" Rad. Corner 100/pk	B3514BB	1	-	-	B3514BB-11P	B3514BB-15	-	B3514BB-19

Description	Model No.	Case Qty.	26 Polished Chrome	26D Satin Chrome	32D Satin Stainless Steel
5/8" Rad. Corner 2/pk	P3558BB	50	P3558BB-26	P3558BB-26D	P3558BB-32D
1/4" Rad. Corner 2/pk	P3514BB	50	P3514BB-26	P3514BB-26D	-
Square Corner 2/pk	P3500BB	50	P3500BB-26	P3500BB-26D	-
5/8" Rad. Corner 100/pk	B3558BB	1	B3558BB-26	B3558BB-26D	B3558BB-32D
1/4" Rad. Corner 100/pk	B3514BB	1	-	-	-

Stocked with #9 x 3/4" screws
Stainless steel hinges are grade 304



P4058BB



P4014BB



P4000BB

4" Ball-Bearing Hinges

Description	Model No.	Case Qty.	3 Polished Brass	5 Antique Brass	11P Vintage Bronze	15 Satin Nickel	15A Antique Nickel	19 Matte Black
5/8" Rad. Corner 2/pk	P4058BB	50	P4058BB-3	P4058BB-5	P4058BB-11P	P4058BB-15	P4058BB-15A	P4058BB-19
1/4" Rad. Corner 2/pk	P4014BB	50	P4014BB-3	P4014BB-5	P4014BB-11P	P4014BB-15	P4014BB-15A	P4014BB-19
Square Corner 2/pk	P4000BB	50	P4000BB-3	P4000BB-5	P4000BB-11P	P4000BB-15	-	P4000BB-19
5/8" Rad. Corner 100/pk	B4058BB	1	B4058BB-3	B4058BB-5	B4058BB-11P	B4058BB-15	B4058BB-15A	B4058BB-19
1/4" Rad. Corner 100/pk	B4014BB	1	-	-	B4014BB-11P	B4014BB-15	-	B4014BB-19

Description	Model No.	Case Qty.	26 Polished Chrome	26D Satin Chrome	32D Satin Stainless Steel
5/8" Rad. Corner 2/pk	P4058BB	50	P4058BB-26	P4058BB-26D	P4058BB-32D
1/4" Rad. Corner 2/pk	P4014BB	50	P4014BB-26	P4014BB-26D	-
Square Corner 2/pk	P4000BB	50	P4000BB-26	P4000BB-26D	-
5/8" Rad. Corner 100/pk	B4058BB	1	B4058BB-26	B4058BB-26D	B4058BB-32D
1/4" Rad. Corner 100/pk	B4014BB	1	-	-	-

Note: Heavy-duty ball-bearing hinges found on page K-3.



- Can be used on fire doors, hotel room doors, and apartment interior doors.
- Meets NFPA80 standard for 3-hour fire doors
- UL rated (minimum of two spring hinges needed)




S3558SP



S3514SP



S4058SP



S4014SP

Adjustable Spring Hinges

Description	Model No.	Case Qty.	3 Polished Brass	5 Antique Brass	11P Vintage Bronze	15 Satin Nickel	15A Antique Nickel
3-1/2" 5/8" Rad. Corner 1/pk	S3558SP	20	S3558SP-3	S3558SP-5	S3558SP-11P	S3558SP-15	S3558SP-15A
3-1/2" 1/4" Rad. Corner 1/pk	S3514SP	20	S3514SP-3	S3514SP-5	S3514SP-11P	S3514SP-15	S3514SP-15A
4" 5/8" Rad. Corner 1/pk	S4058SP	20	S4058SP-3	S4058SP-5	S4058SP-11P	S4058SP-15	S4058SP-15A
4" 1/4" Rad. Corner 1/pk	S4014SP	20	S4014SP-3	S4014SP-5	S4014SP-11P	S4014SP-15	S4014SP-15A

Description	Model No.	Case Qty.	19 Matte Black	26 Polished Chrome	26D Satin Chrome	32D Satin Stainless Steel
3-1/2" 5/8" Rad. Corner 1/pk	S3558SP	20	S3558SP-19	S3558SP-26	S3558SP-26D	S3558SP-32D
3-1/2" 1/4" Rad. Corner 1/pk	S3514SP	20	S3514SP-19	S3514SP-26	S3514SP-26D	S3514SP-32D
4" 5/8" Rad. Corner 1/pk	S4058SP	20	S4058SP-19	S4058SP-26	S4058SP-26D	S4058SP-32D
4" 1/4" Rad. Corner 1/pk	S4014SP	20	S4014SP-19	S4014SP-26	S4014SP-26D	S4014SP-32D

Note: Commercial adjustable spring hinges found on page K-3.



- Comes with screws
- No hanging strip required
- Not recommended for exterior use
- Adjustable spring tension

Double Acting Spring Hinges

Description	Model No.	Case Qty.	3 Polished Brass	10B Oil-Rbd. Bronze	15 Satin Nickel	19 Matte Black
4" 1/pk	56504	20	56504-3	56504-10B	56504-15	56504-19
5" 1/pk	56505	20	56505-3	56505-10B	56505-15	56505-19
6" 1/pk	56506	20	56506-3	56506-10B	56506-15	56506-19



5610

Continuous (Piano) Hinges

Description	Model No.	Case Qty.	3 Polished Brass	10B Oil-Rbd. Bronze	14 Polished Nickel
1-1/16" x 30"	5610	5	5610-3	5610-10B	5610-14
1-1/2" x 30"	5611	5	5611-3	5611-10B	5611-14
1-1/2" x 48"	5612	5	5612-3	5612-10B	5612-14
1-1/2" x 72"	5613	5	-	5613-10B	5613-14





Door Hinge Screw Packs

Description	Model No.	Case Qty.	3 Polished Brass	5 Antique Brass	10B Oil-Rbd. Bronze	15 Satin Nickel	15A Antique Nickel
#9 x 3/4" 600/pk	5900	1	5900-3	5900-5	5900-10B	5900-15	5900-15A
#9 x 3/4" 800/pk	5910	1	5910-3	5910-5	5910-10B	5910-15	5910-15A
#9 x 1" 600/pk	5950	1	-	-	5950-10B	-	-
#9 x 1" 800/pk	5951	1	5951-3	5951-5	5951-10B	5951-15	5951-15A
#9 x 2-3/4" 100/pk	5920	1	5920-3	5920-5	5920-10B	5920-15	5920-15A
#9 x 2-1/4" 6/pk	5940	100	5940-3	5940-5	5940-10B	5940-15	5940-15A
#9 x 2-1/4" 2/pk + #9 x 1" 1/pk	5930	100	5930-3	5930-5	5930-10B	5930-15	5930-15A

Description	Model No.	Case Qty.	26 Polished Chrome	26D Satin Chrome	32D Satin Stainless Steel	WH White
#9 x 3/4" 600/pk	5900	1	5900-26	5900-26D	5900-32D	5900-WH
#9 x 3/4" 800/pk	5910	1	5910-26	5910-26D	5910-32D	5910-WH
#9 x 1" 600/pk	5950	1	-	-	-	-
#9 x 1" 800/pk	5951	1	5951-26	5951-26D	5951-32D	5951-WH
#9 x 2-3/4" 100/pk	5920	1	5920-26	5920-26D	5920-32D	5920-WH
#9 x 2-1/4" 6/pk	5940	100	-	5940-26D	-	-
#9 x 2-1/4" 2/pk + #9 x 1" 1/pk	5930	100	-	5930-26D	-	-



514R5/8

- Stainless steel for maximum corrosion resistance
- Nib on hinge for finished appearance
- Non-rising pin
- Heavy-gauge material for added strength
- Five knuckle, full mortise design
- Screw holes are countersunk
- Removable pin for easier installation

Stainless Steel Hinges

Retail Pack

Description	Model No.	Case Qty.	32D Satin Stainless Steel
1" Sqr. Cor. 2/pk	V514	15	N276-949
1-1/2" Sqr. Cor. 2/pk	V514	15	N276-956
2" Sqr. Cor. 2/pk	V514	15	N276-964
2-1/2" Sqr. Cor. 2/pk	V514	15	N276-972
3" Sqr. Cor. 1/pk	V514	15	N276-980
3-1/2" Sqr. Cor. 1/pk	V514	15	N225-920
3-1/2" 5/8R Rad. Cor. 1/pk	V514R5/8	15	N225-961
3-1/2" 1/4R Rad. Cor. 1/pk	V514RC	15	N225-946
4" Sqr. Cor. 1/pk	V514	15	N225-938
4" 5/8R Rad. Cor. 1/pk	V514R5/8	15	N225-979
4" 1/4R Rad. Cor. 1/pk	V514RC	15	N225-953

Polybagged

Description	Model No.	Case Qty.	32D Satin Stainless Steel
3" 5/8R Rad. Cor. 1/pk	SPB514R5/8	15	N830-271
3" 1/4R Rad. Cor. 1/pk	SPB514R5C	15	N830-274
3-1/2" 1/4R Rad. Cor. 1/pk	514RC	15	N830-272



- Surface-mounted application for easy DIY installation
- Outlasts competition by three times, 30 years noise-free
- Military-grade superior bearing with 5 times strength of steel for high-quality performance



- Designed to mark mortise on residential hinges
- Black, corrosion protective finish
- Manufactured with heavy gauge cold-rolled steel

Squeak Guard Hinges

Retail Pack

Description	Model No.	Case Qty.	15 Satin Nickel	19 Matte Black
3-1/2" Sqr. Cor. 3/pk	525	15	N830-448	N830-445
3-1/2" 5/8R Rad. Cor. 3/pk	525	15	N830-450	N830-447
3-1/2" 1/4R Rad. Cor. 3/pk	525	15	N830-449	N830-446

Hinge Butt Markers

Retail Pack

Description	Model No.	Case Qty.	Black
3-1/2"	V511	3	N303-990
4"	V511	3	N304-006



512



512RC



512R5/8

- Heavy-gauge cold-rolled steel for added strength
- Flush pin for finished appearance
- Five knuckle, full mortise design
- Countersunk screw holes with fasteners included
- Removable pin for easy installation and removal

Standard Hinges

Polybagged

Description	Model No.	Case Qty.	3 Polished Brass	4 Satin Brass	10B Oil-Rbd. Bronze	15 Satin Nickel	19 Matte Black	ZC Zinc
3" Sqr. Cor. 1/pk	SPB512	15	N830-214	N830-232	N830-205	N830-250	N830-424	N830-196
3-1/2" Sqr. Cor. 1/pk	SPB512	15	N830-212	N830-230	N830-203	N830-248	N830-425	N830-194
4" Sqr. Cor. 1/pk	SPB512	15	N830-213	N830-231	N830-204	N830-249	N830-426	N830-195
3" 5/8R Rad. Cor. 1/pk	SPB512R5/8	15	-	N830-226	N830-199	N830-244	N830-427	-
3-1/2" 5/8R Rad. Cor. 1/pk	SPB512R5/8	15	N830-206	N830-224	N830-197	N830-242	N830-428	-
4" 5/8R Rad. Cor. 1/pk	SPB512R5/8	15	-	N830-225	N830-198	N830-243	N830-429	-
3" 1/4R Rad. Cor. 1/pk	SPB512RC	15	-	N830-229	N830-202	N830-247	N830-430	-
3-1/2" 1/4R Rad. Cor. 1/pk	SPB512RC	15	N830-209	N830-227	N830-200	N830-245	N830-431	-
4" 1/4R Rad. Cor. 1/pk	SPB512RC	15	-	N830-228	N830-201	N830-246	N830-432	-

Retail Pack

Description	Model No.	Case Qty.	3 Polished Brass	4 Satin Brass	10B Oil-Rbd. Bronze	15 Satin Nickel	19 Matte Black	WH White
3" Sqr. Cor. 1/pk	V512	5	-	-	-	-	N241-182	N275-982
3" Sqr. Cor. 2/pk	V512	5	-	N186-908	-	-	-	-
3-1/2" Sqr. Cor. 1/pk	V512	5	-	-	-	-	N241-190	-
3-1/2" Sqr. Cor. 3/pk	V512	5	N830-320	N830-332	N830-323	N830-326	N830-421	N830-335
4" Sqr. Cor. 1/pk	V512	5	-	N176-644	-	N325-282	N241-208	-
4" Sqr. Cor. w/ Security Stud 3/pk	V512	5	N830-401	N830-403	N830-402	N830-404	N830-406	-
3-1/2" 5/8R Rad. Cor. 3/pk	V512R5/8	5	N830-322	N830-334	N830-325	N830-328	N830-423	N830-337
4" 5/8R Rad. Cor. w/ Security Stud 3/pk	V512R5/8	5	-	-	N830-409	N830-411	N830-413	-
3-1/2" 1/4R Rad. Cor. 3/pk	V512RC	5	N830-321	N830-333	N830-324	N830-327	N830-422	-
4" 1/4R Rad. Cor. w/ Security Stud 3/pk	V512RC	5	-	-	-	N830-418	N830-420	-
4" 1/4R Rad. Cor. 1/pk	V512RC	5	-	N186-932	-	-	-	-



521

Adjustable Spring Hinges

Retail Pack

Description	Model No.	Case Qty.	15 Satin Nickel	32D Satin Stainless Steel
3-1/2" 1/4" Rad. Cor.	V521	2	N350-835	N350-843
3-1/2" 5/8" Rad. Cor.	V522	2	☼	N351-007



- 12 lb. safe working load
- Double-action, self closing
- Provides two-way access for swinging doors
- Tight pin adjusts to provide desired closing speed for a variety of applications
- Includes screws
- Manufactured from cold-rolled steel

Double-Acting Spring Hinges

Retail Pack

Description	Model No.	Case Qty.	10B Oil-Rbd. Bronze	15 Satin Nickel
3" 1/pk	V127	5	N100-052	N100-051



- Friction type pin will not fall out
- Surface mount for easy installation
- Manufactured from cold-rolled steel with steel pin
- Can be cut to desired length

Continuous Hinges

Retail Pack

Description	Model No.	Case Qty.	3 Polished Brass	14 Polished Nickel
12" x 1-1/16"	V570	5	☼	N265-371
12" x 1-1/2"	V570	5	N265-363	N265-389
30" x 1-1/2"	V570	3	☼	N148-171
30" x 1-1/6"	V570	3	☼	N148-221
30" x 2"	V570	3	☼	N148-270
48" x 1-1/16"	V570	3	☼	N148-379
48" x 1-1/2"	V570	3	☼	N148-320
72" x 1-1/16"	V570	3	☼	N148-536
72" x 1-1/2"	V570	3	N148-460	N148-486
72" x 2"	V570	3	☼	N148-585



- Installs easily
- Replaces hinge pin
- Automatically closes door
- Steel with aluminum cover

Hinge Pin Closer

Retail Pack

Description	Model No.	Case Qty.	3 Polished Brass	10B Oil-Rbd. Bronze	15 Satin Nickel
	V528	5	N208-033	N335-001	N335-901



- Swaged for mortise installations
- Manufactured with cold rolled steel
- Five knuckle, full mortise design
- Square corner
- Riveted, non-removable pin

Non-Removable Pin Hinges

Retail Pack

Description	Model No.	Case Qty.	Zinc Plated
2-1/2" x 2-1/2" 2/pk	V505	5	N261-636
3" x 3" 2/pk	V505	5	N261-644
3-1/2" x 3-1/2" 2/pk	V505	5	N261-651
4" x 4" 1/pk	V505	5	N261-669

Loose

Description	Model No.	Case Qty.	Steel
2-1/2" x 2-1/2"	505BC	10	N140-434
3" x 3"	505BC	10	N140-467



- Designed for light weight doors
- Five knuckle, full mortise design
- Plain steel hinges are not swaged, no holes, for weld-on applications
- Square corner
- Non-rising removable pin for easy installation

Loose Pin Hinges

Retail Pack

Description	Model No.	Case Qty.	Zinc Plated
2-1/2" x 2-1/2" 2/pk	V504	5	N195-644
3" x 3" 2/pk	V504	5	N195-651
3-1/2" x 3-1/2" 2/pk	V504	5	N195-669
4" x 4" 1/pk	V504	5	N195-677

Loose

Description	Model No.	Case Qty.	Zinc Plated
4" x 4"	504BC	5	N140-020



- Designed to be surface mounted by welding onto metal
- Manufactured with cold rolled steel
- Five knuckle, full mortise design
- Non-removable pin
- Square corner

Weldable Surface Hinges - NRP

Loose

Description	Model No.	Case Qty.	Steel
3" 1/pk	560	20	N147-694
3-1/2" 1/pk	560	10	N147-777
4" 1/pk	560	10	N147-884
5" 1/pk	560	10	N147-991



- Designed to be surface mounted by welding onto metal
- Manufactured with cold rolled steel
- Five knuckle, full mortise design
- Square corner

Weldable Surface Hinges

Loose

Description	Model No.	Case Qty.	Steel
2" 1/pk	560	200	N147-413
4" 1/pk	560	60	N147-827



- Manufactured from hot rolled steel
- Ribbed design for extra strength
- Includes rigid non-swivel staple
- Designed to swing doors completely clear of opening when door is opened 90°
- Ideal for doors required to meet barrier-free codes
- For full mortise application on square edge doors

Swing Clear Hinges

Polybagged

Description	Model No.	Case Qty.	Satin Brass	Satin Nickel	Satin Chrome
3-1/2" SQR	DPBF248	5	N236-020	N236-989	N236-021



- Designed to be surface mounted by welding onto metal
- Manufactured with cold rolled steel
- Five knuckle, full mortise design
- Non-removable pin
- Square corner

Weldable Surface Hinges - NRP

Bulk (barcoded)

Description	Model No.	Case Qty.	Steel
2" 1/pk	560BC	10	N273-888
2-1/2" 1/pk	560BC	10	N273-896
3" 1/pk	560BC	10	N273-904
3-1/2" 1/pk	560BC	5	N273-912
4" 1/pk	560BC	5	N273-920
4-1/2" 1/pk	560BC	5	N273-938
5" 1/pk	560BC	5	N273-946

Bulk

Description	Model No.	Case Qty.	Steel
2" 1/pk	B560	200	N147-496
2-1/2" 1/pk	B560	150	N147-561
4" 1/pk	B560	60	N147-876



- Commercial grade with thicker gauge and more durable design than standard hinges
- Template screw hole location for use on wood or hollow metal doors and frames
- Equipped with easily seated, non-rising removable pins
- Five knuckle, full mortise design
- Conforms to ANSI/BHMA Grade 3
- Includes wood & machine screws
- Square corner

Template Hinges

Polybagged

Description	Model No.	Case Qty.	Prime Coat
3-1/2" (80 lb. SWL) 1/pk	F179	12	N236-014
4-1/2" (90 lb. SWL) 1/pk	F179	6	N236-017



Packs of three hinges include 24 12-24 metal screws and 24 #12 wood screws
 Packs of one hinge include eight 12-24 metal screws and eight #12 wood screws

Square Corner Hinges

Description	Model No.	Case Qty.	19 Matte Black	26D Satin Chrome	32D Satin Stainless Steel	PC Prime Coated
4-1/2" Plain Bearing 3/pk	HG100020/HG100002	5	-	TM456009	-	TM456008
4-1/2" Ball Bearing 3/pk	HG100004/HG100012	5	TM83117	TM456011	-	TM456010
4-1/2" NRP Ball Bearing 3/pk	HG100005/HG100006	5	-	TM456056	TM456006	-
4-1/2" NRP Ball Bearing 1/pk	HG100316	5	-	-	TM460316	-
4" NRP Ball Bearing 1/pk	HG100319	20	-	-	TM460319	-



Spring hinges include eight 1/2" x 12-24 metal screws and eight #12 x 1-1/4" wood screws

Spring Hinges

Description	Model No.	Case Qty.	26D Satin Chrome	32D Satin Stainless Steel
4-1/2" Square Corner 1/pk	HG100014	5	TM400014	-
4-1/2" Square Corner 1/pk	HG100318	20	-	TM460318
4" Square Corner 1/pk	HG100321	20	-	TM460321

PEMCO ASSA ABLOY

Continuous Geared Hinges



- Designed mainly for retrofit work
- Applied to the exposed surfaces of the door and frame
- Two-piece hinge for easier shipping

- Full mortise hinge; door must be machined / prepped for hinge
- For use on 1-3/4" - 2-1/4" thick doors
- Two-piece hinge for easier shipping

CFS Series

Description	Model No.	Case Qty.	Aluminum
83" Full Surface	CFS83HD1-M	1	PK018306

CFM Series

Description	Model No.	Case Qty.	Aluminum
83" Short Leaf Flush	CFM83SLF-HD1-M	1	PK028306

VON DUPRIN®

Grade 1 Exit Devices & Trims



99 Series




22 Series

- UL listed for panic hardware
- Certified to ANSI A156.3, 2008, Grade 1
- Field sizeable; 3' device fits doors 2'4" - 3'
- Hex key dogging standard on non-fire exit devices
- Cylinders sold separately (see page B-6)

- UL listed for panic hardware
- ANSI A156.3, 2008 Grade 1
- Fits door stiles as narrow as 3-13/16"
- Hex key dogging standard on non-fire exit devices
- Cylinders sold separately (see page B-6)

Exit Devices

Description	Model No.	Case Qty.	628 Aluminum	689 Aluminum	695 Dark Bronze	710 Dark Bronze
99 Series 3' Exit Device	99EO	1	VD990112	-	-	VD990109
99 Series 3' Fire Exit Device	99EO-F	1	VD990212	-	-	VD990209
99 Series SVR Exit Device	9927EO	1	VD990312	-	-	VD990309
22 Series 3' Exit Device	22EO	1	-	VD220112	VD220109	-
22 Series 3' Fire Exit Device	22EO-F	1	-	VD220212	VD220209	-
22 Series SVR Exit Device	2227EO	1	-	VD220312	VD220309	-



990DT 990NL 990TP 996L-R 050014 210DT 210NL 230L 230TP

98 / 99 Series Exit Device Trims, Parts, & Accessories

Description	Model No.	Case Qty.	626 Satin Chrome	628 Aluminum	689 Aluminum	695 Dark Bronze	710 Dark Bronze	Not Finish Specific
99 Series Dummy	990DT	1	VD998106	☼	-	VD998109	☼	-
99 Series Night Latch (less rim cylinder)	990NL-R	1	VD998206	☼	-	VD998209	☼	-
99 Series Lever (less rim cylinder)	996L-R 06	1	VD998306	☼	-	VD998309	☼	-
99 Series Thumbpiece (less rim cylinder)	990TP-R/V	1	VD998406	☼	-	VD998409	☼	-
98/99 Series Glass Bead Kit	98/99GBK-R/M	1	☼	☼	VD994212	VD994209	-	-
98/99 Series Impact -Resistant End Caps	050014	1	☼	VD994112	-	-	VD994109	-
98/99 Series Cylinder Dog Conversion Kit	050115	1	☼	VD994312	-	-	VD994309	-
227 Hex Dog Key for 99 Series	090085	10	-	-	-	-	-	VD994500

22 Series Exit Device Trims, Parts, & Accessories

Description	Model No.	Case Qty.	689 Aluminum	695 Dark Bronze
22 Series Dummy	210DT	1	VD228112	VD228109
22 Series Night Latch (less rim cylinder)	210NL	1	VD228212	VD228209
22 Series Lever (less mortise cylinder)	230L	1	VD228312	VD228309
22 Series Thumbpiece (less mortise cylinder)	230TP	1	VD228412	VD228409
22 Series Glass Bead Kit	22GBK-R	1	VD224212	VD224209

Grade 1 Exit Devices & Trims



ED1000

- Grade 1, UL listed panic device
- UL Listed 3-hour fire device
- Non-handed
- Cylinders sold separately (see page B-6)
- Fits 1-3/4" thick doors; minimum 4-1/4" stile width
- Universal hardware pack for wood and hollow metal



ED1500

- Grade 1, UL listed panic device
- UL Listed 3-hour fire rim device
- Non-handed
- Unless noted, trim cylinders are sold separately
- Fits 1-3/4" thick doors; minimum 3-1/2" stile width
- Universal hardware pack for wood and hollow metal

ED1000 Series Exit Devices, Trims, & Accessories

Description	Model No.	10B Oil-Rbd. Bronze	26D Satin Chrome	32D Satin Stainless Steel
3' Rim Panic Device	ED1000-R-EO-3 FT	DC53639	DC53635	DC53637
4' Rim Panic Device	ED1000-R-EO-4 FT	♻️	DC53636	DC53638
3' Rim Fire Exit Device	ED1000-R-F-EO-3 FT	DC53642	DC53641	-
3' SVR Panic Device w/ 7' Rods	ED1000-V-EO-3 FT-7'DH	DC53644	DC53643	-
Escutcheon Lever Classroom Trim (less mortise cylinder)	ED1000T-CLRM-R-ESC-NC	DC53646	DC53645	-
Escutcheon Lever Night Latch Trim (less rim cylinder)	ED1000T-NL-R-ESC-NC	DC53648	DC53647	-
Escutcheon Lever Passage Trim	ED1000T-PASS-R-ESC	DC53650	DC53649	-
Thumbpiece Pull Plate Classroom Trim (less mortise cylinder)	ED1000T-CLRM-TP-NC	DC53652	DC53651	-
Handle Pull Plate Night Latch Trim (less rim cylinder)	ED1000T-NL-HPUL-NC	DC53654	DC53653	-
12" Extension Rod	ED1000-EXTRD	DC53824	DC53825	-



Escutcheon Lever Classroom



Escutcheon Lever Passage



Handle Pull Night Latch



Escutcheon Lever Classroom



Raised Lip Pull Plate Night Latch / Dummy



Handle Pull Plate Night Latch / Dummy



Round Rose Keyed



Round Rose Passage

ED1500 Exit Devices, Trims, & Accessories

Description	Model No.	Dark Bronze	Satin Aluminum
ED1500 3' Rim Panic Device	ED1500-R-EO-3FT	DC96388	DC51941
ED1500 4' Rim Panic Device	ED1500-R-EO-4FT	♻️	DC51963
ED1500 3' Rim Fire Exit Device	ED1500-R-F-EO-3FT	DC96363	DC52299
ED1500 3' SVR Panic Device w/ 7' Rods	ED1500-V-EO-3 FT-7'DH	DC96390	DC96364
Escutcheon Lever Classroom (less mortise cylinder)	ED1500T-CLRM-R-ESC-NC	DC96365	DC59755
Escutcheon Lever Night Latch (less mortise cylinder)	ED1500T-NL-R-ESC-NC	DC96366	DC59756
Raised Lip Pull Plate Night Latch (less rim cylinder)	ED1500T-NL-PULL-NC	DC96368	DC96367
Raised Lip Pull Plate Dummy	ED1500T-DUM-PULL	DC96370	DC96369
Key in Lever Round Rose Classroom (Schlage C keyway)	ED1500T-CLRM-R-KDC	DC96372	DC96371
Key in Lever Round Rose Night Latch (Schlage C keyway)	ED1500T-NL-R-KDC	DC96374	DC96373
Handle Pull Plate Night Latch (less rim cylinder)	ED1500T-NL-PULL-ESC-NC	DC96378	DC96377
Handle Pull Plate Dummy	ED1500T-DUM-PULL-ESC	DC96380	DC96379
12" Extension Rod	ED1500-EXTRD	DC96382	DC96381
Round Rose Passage	214-KIL-BE SP28	-	FL00382

FALCON®



- Single-point, rim type latch
- Certified ANSI A156.3-2001 grade 1 standards
- Non-handed
- For high-traffic installations

- Lever trims sold less mortise cylinder
- 510L escutcheon measures 2-3/4" x 9-3/4"
- 512DT escutcheon measures 2-3/4" x 16"

Exit Devices

Description	Model No.	Case Qty.	28 Aluminum
25 Series 3' Exit Device	25-R-EO-3'	1	FL250112
25 Series 3' Fire Exit Device	F-25-R-EO-3'	1	FL250212

Exit Device Trims

Description	Model No.	Case Qty.	28 Aluminum
25 Series Dane Lever	510L	1	FL258112
25 Series Dane Lever	510L-BE	1	FL258212
25 Series Dummy Trim	512DT	1	FL258312

Exit Device Accessories

Description	Model No.	Case Qty.	Not Finish Specific
222 Hex Dog Key for 25 Series	091080	10	VD994501



- Designed for Narrow Stile Aluminum door applications to be used on single doors or pair of doors with mullion.
- Fits narrow, medium and wide stile doors (2" minimum stile)

- Features Adam's Rite "Starwheel" interlocking solution
- Meets UL305 Panic Hardware/A.N.S.I. A156.3 Grade 1
- Non Handed/Door thickness 1 3/4" - 2 1/4" / 2 5/8" when fully projected

Starwheel Rim Exit Device

Description	Model No.	Case Qty.	Satin Aluminum	Dark Bronze	Black Anodized
8800 Series 36" Narrow Stile	P88 01/02/03 -36	2	AR88003612	AR88003609	AR88003607

QED300 Grade 1 Exit Devices & Trims




- Field sizeable. 36" to 32" and 48" to 42"
- Stainless steel 3/4" throw with deadlatch (rim only)
- Thru-bolt trim design for increased security and durability

- Fits 1-3/4" thick doors
- Tested and certified to significantly exceed 500,000 cycles required for Grade 1 certification

Exit Devices

Description	Model No.	Case Qty.	689 Aluminum	690 Duanodic Bronze
36" Rim w/ Hex Dogging	QED31136	4	KH516311	KH513311
36" SVR w/ 7' Rods & Hex Dogging	QED31467	4	KH516314	KH513314
36" Rim w/o Hex Dogging (fire-rated)	QED31336	4	KH516313	⊕
48" Rim w/ Hex Dogging	QED31148	4	KH526311	KH523311

Available Finishes



Exit Trims

Description	Model No.	Case Qty.	689 Aluminum	690 Duanodic Bronze
Dummy Pull	QET325L	12	KH546325	KH543325
Passage Lever	QET330E	12	KH546330	KH543330
Classroom Lever KD (SC keyway)	QET360E SC	12	KH546360	KH543360
Storeroom Lever KD (SC keyway)	QET370E SC	12	KH546370	KH543370
Night Latch KD (SC keyway)	QET375 SC	12	KH546375	KH543375
Gull Wing Pull KD (SC keyway)	QET377L	12	KH546377	KH543377
Flat Plate	QET390L	6	KH546390	KH543390
Round Trim Lever	QRT360E	12	KH556360	KH553360

Exit Trim Parts & Accessories

Description	Model No.	Case Qty.	689 Aluminum	690 Duanodic Bronze	Not Finish Specific
Glass Bead Kit	8Q00411	1	KH594116	KH594113	-
Sex Nuts 4/pk	8Q00131	1	KH591316	KH591313	-
Double Door Strike	8Q00208	1	-	-	KH59208
Hex Wrench Dogging Tool	8Q00124	1	-	-	KH59124
2" Thick Door Kit	8Q00419	1	-	-	KH59419
2-1/4" Thick Door Kit	8Q00420	1	-	-	KH59420
2-1/2" Thick Door Kit	8Q00421	1	-	-	KH59421
2-3/4" Thick Door Kit	8Q00422	1	-	-	KH59422



Grade 1 Exit Devices & Trims



- Certified ANSI/BHMA A156.3, Grade 1
- UL/cUL Listed for use on fire doors having a rating up to and including 3-hours unless otherwise noted
- Classroom / storeroom trim requires rim cylinder (page B-6)



420F Series Escutcheon Trim



440F Series Rose Trim

- Warranty: 2100 exit devices are protected by a three year warranty. Rose trims carry a two-year warranty and escutcheon trims carry a five-year warranty

2100 Series Exit Devices and Trims

Description	Model No.	Case Qty.	Satin Aluminum	Black Painted
36" Rim Exit Device	2100	2	YC21063600	YC21073600
Augusta Passage	AU428F	1	YC42062008	YC42072008
Augusta Classroom / Storeroom (less cylinder)	AU427F	1	YC42062007	YC42072007
Augusta Rose Passage	AU448F	1	YC44062008	YC44072008
Augusta Rose Nightlatch (includes cylinder)	AU441F	1	YC44062001	YC44072001

Grade 1 Keypad Trim



Keypad Exit Trim

- Capacitive touchscreen
- SC keyway (mortise cylinder included); keyed random
- Patented adjustable mounting posts enable retrofit onto many exit device models without any additional hardware
- Up to 500 user codes in keypad only operation
- 9V battery power backup prevents lockout even if the batteries fail
- Modular technology allows users to upgrade to data on-card or Z-Wave wireless technologies as system requirements change and grow

- Compatible Exit Devices:

Manufacturer	Model/Series Number*
Arrow	3880
Corbin Russwin	ED5200, ED5200S
Dorma	9300
Falcon	25
SARGENT	8800
Von Duprin®	98, 99
Yale	1800, 2100/2150, 6100/6150, 7100/7150

*Compatible with rim device only

nexTouch Keypad Exit Trim

Description	Model No.	Case Qty.	Satin Chrome	Black Suede
Touchscreen Rim Exit Trim (includes cylinder)	AUNTT620-NR 2553	1	YC60061020	YC60071020

Grade 1 Exit Devices & Trims



4500



4700



4700SVR

- ANSI/BHMA A156.3-2014 Grade 1
- UL305 Listed for Panic Hardware
- UL/cUL Listed for up to 3 hours for "A" label single doors
- Complies with ANSI A117.1 for accessible buildings and facilities
- 36" field sizeable to 30" panic-rated door and 28" fire-rated door
- Fits 1-3/4" - 3" thick doors
- 3/4" throw, pullman type with automatic dead-latching, stainless steel
- Escutcheon measures 2-3/4" x 10-3/4" with 2-11/16" projection
- CE45 requires a 3902 mortise cylinder with standard cam, sold separately

- ANSI/BHMA A156.3-2014 Grade 1
- UL305 Listed for panic hardware
- UL/cUL Listed for up to 3 hours for "A" labeled doors (rim device)
- UL/cUL Listed for up to 1-1/2 hours for "B" labeled doors (SVR device)
- Complies with ANSI 117.1 for accessible buildings and facilities
- 36" field sizeable to 30" door
- Fits 1-3/4" thick doors
- Escutcheon measures 2-5/8" x 8" with 2-3/4" projection
- Trims have a steel body with zinc handle
- CE 47 requires a 3902 mortise cylinder with standard cam, sold separately

4500 Series Exit Devices, Trims, & Accessories

Description	Model No.	10B Oil-Rbd. Bronze	26D Satin Chrome
36" Fire Rated Rim Exit Device	4501 RIM F	HG58103	HG58104
36" Rim Exit Device	4501 RIM O	HG58088	HG58090
Withnell Blank Trim	45 BE WTN	HG22807	HG22811
Withnell Keyed Trim (less cylinder)	45 CE WTN	HG22819	HG22823
1-1/8" Mortise Cylinder	3902	HG39020301	HG39020601



Withnell Escutcheon

3902

4700 Series Exit Devices, Trims, & Accessories

Description	Model No.	Dark Bronze	Satin Aluminum
36" Fire Rated Rim Exit Device	4701 RIM F	HG15738	HG15718
36" Rim Exit Device	4701 RIM O	HG18165	HG18164
36" Fire Rated SVR Exit Device	4701 SVR F	HG18191	HG18190
Withnell Blank Trim LH Reverse	47 BE WTN LHR	HG92906	HG92917
Withnell Blank Trim RH Reverse	47 BE WTN RHR	HG93083	HG93139
Withnell Keyed Trim (less cylinder) LH Reserve	47 CE WTN LHR	HG93765	HG93778
Withnell Keyed Trim (less cylinder) RH Reserve	47 CE WTN RHR	HG95004	HG95104
1-1/8" Mortise Cylinder	3902	HG39020301	HG39020601



Withnell Escutcheon

3902

Additional cylinders found on page B-6.

Rim Exit Devices



V40x628



V40x711



V40 EB



V50

- Heavy-duty ribbed aluminum rail extrusion
- Outside trims are easily changed or rekeyed without removing device from door
- Angled end cap deflects damage away from device
- Withstands over 1,400 pounds of static pull force for greater security
- Covers a 161 door prep
- Stainless steel, 3/4" deadlocking Pullman-type latch bolt
- Non-handed; Field sizeable
- Narrow stile option for 2" narrow stile doors
- Heavy-duty ribbed aluminum rail extrusion
- Stainless steel 3/4" deadlocking, top latch bolt
- Fast and easy installation saves time and money

- Outside trims are easily changed or rekeyed without removing device from door
- Angled end cap deflects damage away from device
- Withstands over 1,400 pounds of static pull force for greater security
- **All exit devices stocked less cylinder. See page B-6 for cylinder options.**

40 Series Rim Exit Devices

Description	Model No.	628 Satin Aluminum	711 Black
36" w/ Black Pushpad	V40 x 36	DE0206001	DE0207001
48" w/ Black Pushpad	V40 x 48	DE0206002	DE0207002
36" Narrow Stile w/ Black Pushpad	V40xNS x 36	DE0206003	DE0207003
48" Narrow Stile w/ Black Pushpad	V40xNS x 48	DE0206004	DE0207004
36" w/ 9V Battery Exit Alarm & Black Pushpad (no dogging)	V40 EB	DE0206006	☒
36" w/ 9V Battery Exit Alarm & Black Pushpad (cylinder dogging)	V40 EBCD	DE0206007	☒

50 Series Surface Vertical Rod Exit Devices

Description	Model No.	628 Satin Aluminum	711 Black
36" SVR w/ Black Pushpad	V50 x 36	DE0206005	DE0207005

Accessories for 40 & 50 Series Exit Devices

Description	Model No.	711 Black
Narrow Stile Door Kit	NSK	DE0207903

08 and 08 trims require a mortise cylinder
03 trims require a rim cylinder

Trims for Value Series



Description	Model No.	626 Satin Chrome	628 Satin Aluminum	689 Satin Aluminum	693 Black	711 Black
Classroom Lever Trim (less cylinder)	08BN	-	-	DE0206301	DE0207301	-
Storeroom Lever Trim (less cylinder)	09BN	-	-	DE0206302	DE0207302	-
Passage Lever Trim (less cylinder)	14BN	-	-	DE0206303	DE0207303	-
12" Dummy Pull	02WP	-	DE0206304	-	-	-
3-15/16" x 1-15/16" Plate Trim (less cylinder)	03WS	DE0206305	-	-	DE0207305	-
6-1/2" x 3-1/2" Pull trim (less cylinder)	03P	-	DE0206306	-	-	DE0207306

Exit Control Locks



ECL-230D



ECL230D-PH



ECL-230X

- Withstands over 2200 lbs. of outside pull force
- Single point, 1" throw dead bolt
- 100 decibel alarm powered by 9-volt battery
- Durable steel plate with photo luminescent sign absorbs light to "glow in the dark" when lights are dimmed
- Locking and unlocking the dead bolt always arms and disarms the alarm

- Attack resistant design for maximum holding force
- Durable photo-luminescent sign absorbs light to then "glow in the dark" when lights are dimmed
- Surface/flush reversible strike
- Low profile meets International Building Code requirement allowing for 4" maximum projection off face of door

ECL230 Series

ECL series require rim cylinders. See page B-6 for cylinder options.

Description	Model No.	Gray
Exit Control Lock (less cylinder)	ECL-230D	DE0420001
Exit Control Lock w/ Long Bar (less cylinder)	ECL-230D-PH	DE0420002
Alarmed Deadbolt Single-Point Lock (less cylinder)	ECL-230X	DE0420003

Alarms



- Self-contained door alarm with piezo horn that sounds to warn unauthorized use of a door or gate
- Tapered cover allows for installation on narrow stile doors
- Intelligent circuit senses the external magnet location automatically and sets the correct door handing
- Alarm can only be silenced by proper control key
- 100 dB piezo alarm
- Secure, tamper resistant housing
- 9VDC battery operated with Low Battery Alert

- LED visual and audible arming indicators
- Low cost solution to propped open doors
- Secure, tamper resistant housing
- Tapered cover allows for installation on narrow stile doors
- 100 dB piezo alarm
- 9VDC battery operated with Low Battery Alert
- LED visual arming indicators

Surface Mount Door & Exit Alarms

EAX series require mortise cylinders with "standard" cams. See page B-6.

Description	Model No.	Gray
Exit Alarm (less cylinder)	EAX-500	DE0520002
Door Prop Alarm (less cylinder)	EAX-300	DE0520001

Cylinders

Description	Model No.	626 Satin Chrome
Rim Cylinder (Schlage C)	RC65 (ECL-445K)	DE0206901
Mortise Cylinder (Schlage C)	MC65	DE0206902

Additional cylinders listed on page B-6.

Grade 1 Exit Devices & Trims



7300 Series

8300 Series

8400 Series

9500 Series

- Complies with ANSI A156.3, 1994
- Grade 1; UL/ULC listed
- Fits 28" to 36" doors
- 2-3/4" backset
- For wood or metal doors 1-3/8" - 2" thick
- Complies with ANSI A156.3, 1994
- Grade 1; UL/ULC listed

- Fits 28" to 36" doors
- 2-3/4" backset
- For 1-3/8" - 2" thick doors

- Complies with ANSI A156.3, 1994
- Grade 1; UL/ULC listed
- Fits 28" to 36" doors; field sizeable
- 2-3/4" backset
- For 1-3/8" - 2" thick doors
- Complies with ANSI A156.3, 2001
- Grade 1; UL/ULC Listed
- Fits 28" to 36" doors

- 2-3/4" backset
- For 1-3/4" - 2-1/4" thick doors

Exit Devices



Description	Model No.	Case Qty.	19 Matte Black	28 Satin Aluminum	32D Satin Stainless Steel
7300 3' Exit Device	7300B / EX100312	4	-	TM473001	-
8300 3' Exit Device w/ Blank Pull	8300Bx8PDTx416	2	-	TM483008	-
8300 3' Fire-Rated Device	F8300B	1	TM83115	TM400046	-
8400 3' Exit Device w/ SVR	8400B 426 / EX100437	4	-	TM470437	-
9500 3' Exit Device	9500B 36	1	-	-	TM400075



TM400015



TM400054



TM400410

Trims for Tell Exit Devices

Description	Model No.	Case Qty.	19 Matte Black	26D Satin Chrome	32D Satin Stainless Steel
Entry Lever Trim	CTL881	1	TM83116	TM400015	-
Entry Lever Trim w/ Escutcheon	ESC881C	1	-	TM400054	TM400410



- Fits doors 30" - 42" wide
- Can be cut to size during installation
- Non-Handed; works with left- and right-hand doors



- Hex key dogging feature
- UL 305 Panic Rated
- ADA Compliant

Narrow Stile Panic Device Hardware

Description	Model No.	Case Qty.	Bronze	Aluminum
36" Narrow Stile Panic Exit Device	PEN36PP / B	1	HA4010203	HA4010206
Lock Cylinder for Narrow Stile	PENCYSC1	1	-	HA40121

Have questions about your plans and specs?

Working on a multi-family or commercial project?

Need help with a detailed take-off?

Give us a call! At Jeske Hardware Distributors, our commercial / multi-family department is here to help you with Division 8 hardware and multi-family and commercial bath hardware. Our DHI- (Door & Hardware Institute) credentialed staff has the experience and knowledge you need to tackle any multi-family or commercial project. With access to thousands of products from brands that you know and trust, we can help take your job from start to finish.

We offer support for dozens of trusted brands, including:



We can help with projects such as:

Multi-Family
Office Buildings
Mixed Use

Assisted Living
Design-Build
Retail



Garage Hardware



7688

7690

For 7' high doors with 25" springs
Color-coded ends for identification

Extension Springs

Boxpack

Description	Model No.	Case Qty.	Black
25" x 110#	7688	3	N281-022
25" x 160#	7690	3	N281-048



Extension Spring Lift Cables

Retail Pack

Description	Model No.	Case Qty.	Not Finish Specific
12' x 1/8"	V7617	4	N280-313



V7601

Rollers

Retail Pack

Description	Model No.	Case Qty.	Not Finish Specific
Standard 2/pk	V7601	4	N280-016



Remains flexible at low temperatures
Seals out moisture and weather

Garage Door Bottoms

Retail Pack

Description	Model No.	Case Qty.	Black
9'	03723	6	MD03723
16'	03749	6	MD03749



V7646

Locks

Retail Pack

Description	Model No.	Case Qty.	Zinc Plated
Side Lock	V7646	3	N280-727



Handles

Retail Pack

Description	Model No.	Case Qty.	Zinc Plated
7-1/4" 2/pk	V7638	3	N280-586



V7608

V7609

Accepts standard 7/16" diameter
Use hinges on 8', 9', & 16' wide doors

Hinges

Retail Pack

Description	Model No.	Case Qty.	Galva-nized
#1 7-3/8" 14 gauge	V7608	4	N280-156
#2 7-3/8"	V7609	4	N280-172



- Fits 605 series rim cylinder (sold separately)
- Non-Handed
- 1/2" (40mm) bolt extension

Garage Door Lock


Box Pack

Description	Model No.	Case Qty.	Galva-nized
Less Cylinder	1800-28-41	10	KI08247

We offer solutions for ecommerce companies.

Selling online? We can provide data feeds and images for your site, and we offer fulfillment services as well.





90-degree angle
Pre-drilled holes
Mounting hardware not included


N800-001

N800-023

Hartley Angle & Rafter Ties

Bulk Loose

Description	Model No.	Case Qty.	Black
3" x 3-1/4" x 3" Heavy Angle	1218BC	18	N800-001
5" x 3-3/4" x 3-1/2" Heavy Angle	1218BC	10	N800-002
1-3/8" x 2" x 1-1/2" Light Rafter	1218BC	100	N800-023



90-degree angle
Pre-drilled holes
Mounting hardware not included

N800-201

N800-203

Indio Angle & Rafter Ties

Bulk Loose

Description	Model No.	Case Qty.	Black
3" x 3-1/4" x 3" Heavy Angle	1218BC	18	N800-201
5" x 3-3/4" x 3-1/2" Heavy Angle	1218BC	10	N800-202
1-3/8" x 2" x 1-1/2" Light Rafter	1218BC	100	N800-203



Mounting hardware not included

N800-016

N800-014

N800-012

Hartley Straps

Bulk Loose

Description	Model No.	Case Qty.	Black
3" x 11-1/4" Flat	1185BC	8	N800-016
5" x 11-1/4" Flat	1185BC	6	N800-017
3" x 8-1/4" x 8-1/4" L	1178BC	8	N800-014
5" x 11-1/4" x 11-1/4" L	1178BC	4	N800-015
3" x 13-/12" x 8-1/4" T	1163BC	5	N800-012
5" x 17-1/2" x 11-1/4" T	1163BC	3	N800-013



Mounting hardware not included

N800-217

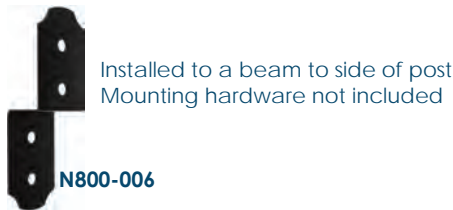
N800-215

N800-212

Indio Straps

Bulk Loose

Description	Model No.	Case Qty.	Black
3" x 11-1/4" Flat	1185BC	8	N800-216
5" x 11-1/4" Flat	1185BC	6	N800-217
3" x 8-1/4" x 8-1/4" L	1178BC	8	N800-214
5" x 11-1/4" x 11-1/4" L	1178BC	4	N800-215
3" x 13-/12" x 8-1/4" T	1163BC	5	N800-212
5" x 17-1/2" x 11-1/4" T	1163BC	3	N800-213



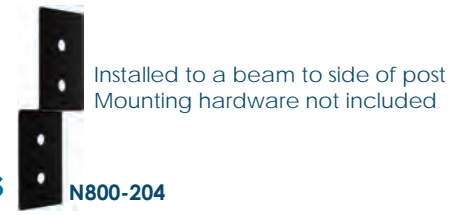
Installed to a beam to side of post
Mounting hardware not included

N800-006

Hartley Joist Ties

Bulk Loose

Description	Model No.	Case Qty.	Black
1-1/2" x 3" x 10"	1219BC	8	N800-024
1-3/4" x 3" x 9-3/4"	1219BC	8	N800-025
1-1/2" x 5" x 10"	1219BC	6	N800-007
1-3/4" x 5" x 9-3/4"	1219BC	6	N800-008
2" x 3" x 9-1/2"	1219BC	8	N800-006
2" x 5" x 9-1/2"	1219BC	6	N800-009



Installed to a beam to side of post
Mounting hardware not included

N800-204

Indio Joist Ties

Bulk Loose

Description	Model No.	Case Qty.	Black
1-1/2" x 3" x 10"	1219BC	8	N800-204
1-3/4" x 3" x 9-3/4"	1219BC	8	N800-218
1-1/2" x 5" x 10"	1219BC	6	N800-207
1-3/4" x 5" x 9-3/4"	1219BC	6	N800-208
2" x 3" x 9-1/2"	1219BC	8	N800-206
2" x 5" x 9-1/2"	1219BC	6	N800-209



Fasteners sold separately
Post/Column size: 4" x 4"

N800-010

Hartley Post Bases

Retail Pack

Description	Model No.	Case Qty.	Black
3" x 3-9/16" x 5-5/8"	1220VP	8	N800-010
5" x 5-1/2" x 5-5/8"	1220VP	4	N800-011



Fasteners sold separately
Post/Column size: 6" x 6"

N800-211

Indio Post Bases

Retail Pack

Description	Model No.	Case Qty.	Black
3" x 3-9/16" x 5-5/8"	1220VP	8	N800-219
5" x 5-1/2" x 5-5/8"	1220VP	4	N800-211



Pre-drilled with 4 holes
Styles simple, yet classic
Mounting hardware not included

Joist Hangers

N800-018

Bulk Loose

Description	Model No.	Case Qty.	Black
3-3/16" x 3-5/16" x 2"	1221BC	12	N800-018
3-3/16" x 5-1/8" x 2"	1221BC	12	N800-019



Pre-drilled holes
3" with 9/16" hole

N800-021 N800-221

Decorative Washers

Bulk Loose

Description	Model No.	Case Qty.	Black
3" Hartley	1222BC	40	N800-021
3" Indio	1222BC	40	N800-221



N266-471

T-Plates

Bulk Loose

Description	Model No.	Case Qty.	Black
4" x 4"	116BC	20	N266-470
6" x 5"	1161BC	10	N266-471
12" x 8" x 1/8"	1162BC	5	N266-472
12" x 12" x 3/16"	1162BC	4	N266-473

Retail Pack

Description	Model No.	Case Qty.	Zinc Plated
3" x 3" 2/pk	V116	5	N113-704
4" x 4" 2/pk	V116	5	N113-753



N351-471

90-degree angle
Use 5/16" bolt
45-degree pattern for nails

N351-475

Strap Braces

Bulk Loose

Description	Model No.	Case Qty.	Black
17" x 1-1/2" x 1/8" for 45°	1121BC	5	N351-470
14" x 1-1/2" x 1/8" for 45°	1121BC	5	N351-471
10" x 1-1/2" x 1/8" for 45°	1121BC	5	N351-472
16.28" x 1-1/2" x 1/8" for 90°	1122BC	5	N351-473
13.28" x 1-1/2" x 1/8" for 90°	1122BC	5	N351-474
9.28" x 1-1/2" x 1/8" for 90°	1122BC	5	N351-475



N351-494 N351-497

9--degree angles
Slots for 5/16" carriage bolt

Square Corner Braces

Bulk Loose

Description	Model No.	Case Qty.	Black
2.4" x 3" x 1/8"	1154BC	5	N351-496
2.4" x 3" x 3/16"	1154BC	5	N351-497
3" x 2.4" x 1/8"	1217BC	5	N351-494
3" x 2.4" x 1/16"	1217BC	5	N351-495



N351-500 N351-01

90-degree angle
Slots for 1/2" carriage bolt

Structural Corner Braces

Bulk Loose

Description	Model No.	Case Qty.	Black
4.9" x 3" x 1/8"	1156BC	5	N351-500
6.2" x 3" x 1/4"	1157BC	5	N351-501



N351-489

N351-487

90-degree angle

Wide Corner Braces

Bulk Loose

Description	Model No.	Case Qty.	Black
3" x 1.6" x 1/8"	1212BC	5	N351-483
5" x 1.6" x 1/8"	1212BC	5	N351-484
7" x 1.6" x 1/8"	1212BC	5	N351-486
9" x 1.6" x 1/8"	1213BC	5	N351-487
5" x 2.1" x 1/8"	1214BC	5	N351-488
7" x 2.1" x 1/8"	1214BC	5	N351-489
9" x 2.1" x 1/8"	1214BC	5	N351-491
4.6" x 3" x 1/4"	1216BC	5	N351-492
6.6" x 3" x 1/4"	1216BC	5	N351-493



Corner Braces

Bulk Loose
does not include screws

Description	Model No.	Case Qty.	Black	Zinc Plated
3.13" x 1-1/2" x 1/8"	1151BC	5	N351-463	-
5.13" x 1-1/2" x 1/8"	1151BC	5	N351-464	-
7.13" x 1-1/2" x 1/8"	1151BC	5	N351-465	-
6-1/4" x 1-1/2" x 1/4"	1151BC	5	N351-466	-
8-1/4" x 1-1/2" x 1/4"	1151BC	5	N351-467	-
10-1/4" x 1-1/2" x 1/4"	1151BC	5	N351-468	-
1.52" x 1-1/2" x 1/8"	1211BC	5	N351-482	-
3/4" x 1/2"	115BC	40	N266-478	N275-669
1" x 1/2"	115BC	40	N266-479	N266-270
1-1/2" x 5/8"	115BC	40	N266-480	N266-304
2" x 5/8"	115BC	40	N266-481	N266-361
2-1/2" x 5/8"	115BC	40	N266-482	N266-338
3" x 3/4"	115BC	40	N266-483	N266-395
3-1/2" x 3/4"	115BC	10	N266-484	N264-200
4" x 7/8"	115BC	10	-	N220-145
5" x 1"	115BC	10	-	N220-152
6" x 1-1/8"	115BC	10	-	N220-160
8" x 1-1/4"	115BC	5	-	N220-178
10" x 1-1/4"	115BC	5	-	N220-186



Retail Pack
includes screws

Description	Model No.	Case Qty.	Zinc Plated	Galva-nized	Stainless Steel
1" x 1/2" 4/pk	V115	5	N113-050	N208-728	-
1-1/2" x 5/8" 4/pk	V115	5	N113-134	N208-736	-
2" x 5/8" 4/pk	V115	5	N113-308	N208-744	-
2-1/2" x 5/8" 4/pk	V115	5	N113-233	N208-751	-
3" x 3/4" 4/pk	V115	5	N113-456	N208-769	-
3-1/2" x 3/4" 4/pk	V115	5	N113-399	-	-
1-1/2" x 1-1/2" 2/pk	V121	5	N285-544	-	-
2" x 1-1/2" 2/pk	V121	5	N285-551	-	-
2-1/2" x 1-1/2" 2/pk	V121	5	N285-569	-	-
1" x 1/2" 2/pk	V415	3	-	-	N348-292
1-1/2" x 5/8" 2/pk	V415	3	-	-	N348-300
2" x 5/8" 2/pk	V415	3	-	-	N348-318
4" x 7/8" 2/pk	V415	3	-	-	N348-862



Stock pack loose barcoded
does not include screws

Description	Model No.	Case Qty.	Zinc Plated
3/4" x 1/2"	SP115BC	200	N275-644
1" x 1/2"	SP115BC	200	N266-288
2" x 5/8"	SP115BC	200	N266-379
6" x 1-1/8"	SP115BC	30	N220-277
10" x 1-1/4"	SP115BC	10	N236-596



Reinforcing inside of right angle corner joints
Double wide brace
Screw holes are counter sunk



Fits Flat Screws size #8
Drill pilot hole with 3/32" size drill

Corner Braces

Retail Pack
includes screws

Description	Model No.	Case Qty.	Zinc Plated
3" x 5/8" 4/pk	V114	5	N245-407
4" x 5/8" 4/pk	V114	5	N245-415
1-1/2" x 3/4" 4/pk	V113	5	N206-920
2-1/2" x 3/4" 4/pk	V113	5	N220-061
3-1/2" x 3/4" 4/pk	V113	5	N220-079
2" 2/pk	V124	5	N337-675
3" 2/pk	V124	5	N337-683
4" 2/pk	V124	5	N337-691



- For indoor and outdoor applications
- Zinc-plated rust-resistant finish
- Manufactured from heavy gauge steel
- 4-hole countersunk design installs with size #8 Phillips flat screws
- Coated with WeatherGuard™ Protection

Double Wide Corner Braces

Bulk Pack

Description	Model No.	Case Qty.	Zinc Plated
2-1/2" x 1-1/2"	MP121BC	1	N285-536



90-degree angle
Slots for 1/2" carriage bolt
Extra length for stability



Offset Corner Braces

Bulk Loose

Description	Model No.	Case Qty.	Black
6.8" x 3" x 3" x 1/8"	1155BC	5	N351-498
6.8" x 3" x 3" x 3/16"	1155BC	5	N351-499
2-1/2" x 1.6" x 1.5" x 1/8"	1152BC	5	N351-476
3-1/2" x 1.6" x 1.5" x 1/8"	1152BC	5	N351-477
7-1/2" x 1.6" x 1.5" x 1/8"	1152BC	5	N351-478
3-1/2" x 1.6" x 1.5" x 3/16"	1152BC	5	N351-479
7-1/2" x 1.6" x 1.5" x 3/16"	1152BC	5	N351-480
2.94" x 1.7" x 1-1/2" x 1/8"	1153BC	5	N351-481



Mending Plates

Bulk Loose

Description	Model No.	Case Qty.	Black
6" x 1 1/2" x 1/8"	1181BC	5	N351-455
10" x 1-1/2" x 1/8"	1181BC	5	N351-456
14" x 1-1/2" x 1/8"	1181BC	5	N351-457
16" x 1-1/2" x 1/4"	1181BC	5	N351-458
20" x 1-1/2" x 1/4"	1181BC	5	N351-459
24" x 1-1/2" x 1/4"	1181BC	5	N351-461
9-1/2" x 3" x 1/8"	1183BC	5	N351-453
3" x 1-1/3" x 1/8"	1182BC	5	N351-454
4-3/4" x 3" x 1/8"	1184BC	5	N351-462



Provide secure placement of
2x4 lumber
Clearance for 1/4" bolts

Bar Holders

Bulk

Description	Model No.	Case Qty.	Black	Zinc Plated
6.4" x 1.5" Closed	SP14BC	10	-	N235-291
6.4" x 1.5" Closed	14BC	5	N351-502	-
6.3" x 1.5" Open	SP15BC	20	-	N235-309
6.3" x 1.5" Open	15BC	5	N351-503	-



Retail Pack
includes screws

Description	Model No.	Case Qty.	Zinc Plated	Stainless Steel
2" x 1/2" 4/pk	V118	10	N114-314	-
3" x 5/8" 4/pk	V118	10	N114-355	-
4" x 5/8" 4/pk	V118	5	N114-405	-
1-1/2" x 1-3/8" 4/pk	V119	5	N220-087	-
2-1/2" x 1-3/8" 4/pk	V119	5	N220-103	-
3-1/2" x 1-3/8" 4/pk	V119	5	N220-111	-
2" x 1/2" 2/pk	V418	3	-	N348-359
3" x 5/8" 2/pk	V418	3	-	N348-367
4" x 5/8" 2/pk	V418	3	-	N348-375



Screw holes are countersunk
Drill pilot hole 3/32" size drill
Material: Steel

T Plates

Polybagged

Description	Model No.	Case Qty.	Zinc Plated
3" x 3"	116BC	20	N266-429
4" x 4"	116BC	20	N266-445

Polybagged

Description	Model No.	Case Qty.	Zinc Plated
2" x 1/2"	118BC	10	N272-716
3" x 5/8"	118BC	40	N272-724
4" x 5/8"	118BC	20	N272-732
6" x 3/4"	118BC	5	N220-285
10" x 1"	118BC	5	N220-327
12' x 1-1/8"	118BC	5	N220-335

Additional [National Hardware](http://shop.jeskehardware.com) items can be found online at shop.jeskehardware.com.




V117



V417

Reinforce corners



1177

1176

- 90-degree angle
- 5/8" diameter hole
- Plate width and bolt hole provide options for support

Flat Corner Braces

Retail Pack

Description	Model No.	Case Qty.	Zinc Plated	Stainless Steel
1-1/2" x 3/8" 4/pk	V117	5	N113-795	-
2" x 3/8" 4/pk	V117	5	N113-845	-
2-1/2" x 1/2" 4/pk	V117	5	N113-928	-
3" x 1/2" 4/pk	V117	5	N113-969	-
4" x 3/4" 4/pk	V117	5	N114-116	-
2" x 3/8" 2/pk	V417	3	-	N348-326
3" x 1/2" 2/pk	V417	3	-	N348-334
4" x 3/4" 2/pk	V417	3	-	N348-342

Polybagged

Description	Model No.	Case Qty.	Zinc Plated
1-1/2" x 3/8"	117BC	40	N266-460
2" x 3/8"	117BC	40	N266-486
2-1/2" x 1/2"	117BC	40	N266-502
3-1/2" x 1/2"	117BC	40	N266-528
3-1/2" x 5/8"	117BC	20	N266-544
4" x 3/4"	117BC	20	N266-569
5" x 7/8"	117BC	20	N234-955



Strap punched for 5/16" bolts
Material: Steel

Hinge Strap

Boxed

does not include screws

Description	Model No.	Case Qty.	Zinc Plated
6"	294BC	10	N131-060
8"	294BC	10	N131-102
10"	294BC	10	N130-732
12"	294BC	10	N130-765
14"	294BC	1	N130-799
16"	294BC	1	N168-336
18"	294BC	1	N248-039
24"	294BC	1	N248-047



Adjust to correct gate sag
Material: Steel

Screw Hook

Boxed

Description	Model No.	Case Qty.	Zinc Plated
1/2" x 4"	291BC	10	N130-112
5/8" x 5"	291BC	10	N130-146
3/4" x 6"	291BC	10	N130-179
7/8" x 7-1/2"	291BC	1	N130-203

Flat Corner Plates

Bulk Loose

Description	Model No.	Case Qty.	Black
9" x 2" x 1/8"	1177BC	5	N266-474
12" x 2-1/2" x 3/16"	1177BC	4	N266-475
6" x 3" x 1/8"	1176BC	5	N351-506
4-1/2" x 1-1/2" x 1/8"	1175BC	5	N351-504
6-1/2" x 1-1/2" x 1/8"	1175BC	5	N351-505



Manufactured from steel
Easy to install
Working load of 150 lbs.

Screw Hook / Strap Hinge

Loose

does not include screws

Description	Model No.	Case Qty.	Zinc Plated
8" (150 lb. SWL)	290BC	5	N130-054
10" (150 lb. SWL)	290BC	5	N129-726



Adjust to correct gate sag
Includes 2 washers and 2 nuts per hook

Bolts Hooks

Loose

Description	Model No.	Case Qty.	Zinc Plated
1/2" x 6"	293BC	10	N130-559
5/8" x 12"	293BC	10	N130-583
5/8" x 8"	293BC	10	N130-617
3/4" x 10"	293BC	10	N130-641
3/4" x 12"	293BC	10	N130-674
7/8" x 12"	293BC	1	N130-708

- Gate can be easily lifted off of pintle
- Designed for heavy-duty gates and doors
- Punched for 5/16" (1/2" size) or 3/8" (5/8" size) bolts
- Manufactured from hot rolled steel

Pintles

Loose

does not include bolts

Description	Model No.	Case Qty.	Zinc Plated
1/2"	298BC	1	N131-375
5/8"	298BC	1	N131-409





Manufactured from Zinc-plated steel
Safe working load of 100 lbs.

Screw Hook / Eye Hinges

Box Pack

Description	Model No.	Case Qty.	Zinc Plated
1/2" x 4" (100 lb. SWL)	295	1	N131-136
5/8" x 5" (100 lb. SWL)	295	1	N131-169



Adjust to correct gate sag
Manufactured from steel

Screw Hooks

Loose

Description	Model No.	Case Qty.	Zinc Plated
1/2" x 4"	296BC	1	N131-193
5/8" x 5"	296BC	1	N131-227



Manufactured from hot-rolled steel
Withstands harsh weather conditions
Includes one per pack

Heavy Strap Hinges

Bulk Pack

does not include screws

Description	Model No.	Case Qty.	Zinc Plated
4"	282BC	10	N127-969
5"	282BC	10	N128-017
6"	282BC	10	N128-074
8"	282BC	5	N128-157
10"	282BC	5	N127-878
12"	282BC	5	N127-910



Manufactured from hot rolled steel
Withstands harsh weather conditions
Safe working load of 60 lbs.

Retail Pack

includes screws

Description	Model No.	Case Qty.	Stainless Steel
6"	V281	10	N342-485
8"	V281	10	N342-493

Tight Pin for left- or right-hand applications
Manufactured from hot rolled steel



Light Strap Hinges

Retail Pack

includes screws

Description	Model No.	Case Qty.	Zinc Plated
2" 2/pk	V280	5	N127-365
3" 2/pk	V280	5	N127-449
4" 2/pk	V280	5	N127-514
5" 2/pk	V280	5	N127-605

Bulk Pack

does not include screws

Description	Model No.	Case Qty.	Zinc Plated
3"	280BC	10	N127-431
4"	280BC	10	N127-506
6"	280BC	10	N127-639

Manufactured from hot rolled steel
Mounting hardware included
Heavy duty hinge for extra strength



Ornamental Strap Hinges

Polybagged

includes screws

Description	Model No.	Case Qty.	Black
4"	SPB847	10	N109-036
8"	SPB847	10	N109-038
8" 2/pk	SPB858	5	N109-033

Retail Pack


includes screws

Description	Model No.	Case Qty.	Black
6" 2/pk	V847	5	N881-946
6" 2/pk	V1117	20	N166-011

Bulk pack

does not include screws

Description	Model No.	Case Qty.	Black
10"	858BC	6	N179-192



Made with offset holes for heavy-duty strength

Extra-Heavy T-Hinges

Retail Pack
includes screws

Description	Model No.	Case Qty.	Black	Zinc Plated	Galvanized	Stainless Steel
4" 2/pk	V286	5	N129-007	N129-031	N129-346	-
5" 2/pk	V286	5	-	N129-080	☼	-
6" 2/pk	V286	5	N129-155	N129-189	☼	-
8" 2/pk	V286	5	N129-213	N129-239	☼	-
8" 1/pk	V285	2	-	-	-	N342-527

Bulk
does not include screws

Description	Model No.	Case Qty.	Zinc Plated	Galvanized	Stainless Steel
4"	286BC	10	N129-023	☼	-
5"	286BC	10	N129-072	-	-
6"	286BC	10	N129-171	N129-445	-
8"	286BC	5	N129-221	N129-494	-
10"	286BC	5	N128-900	N129-270	-
12"	286BC	5	N128-959	-	-
4"	BB285	10	-	-	N342-808
6"	BB285	10	-	-	N342-816
10"	BB285	5	-	-	N342-832



Ornamental T-Hinges

Retail Pack
includes mounting hardware

Made with offset holes for extra strength
Both left- and right-handed applications

Description	Model No.	Case Qty.	4"	6"	7"	8"	10"
Black 2/pk	V841	5	N881-904	N881-912	-	N881-920	-
Black 2/pk	V489	5	-	-	N165-480	-	-
Black	V1119	10	-	-	-	-	N166-012
Blk. Rstc. Mdn. 2/pk	V1143	2	-	N166-030	-	-	-
Black Industrial 2/pk	V1126	2	-	N166-035	-	-	-

Polybagged
includes mounting hardware

Description	Model No.	Case Qty.	6"	8"	10"
Black 2/pk	SPB859	5	-	N109-032	N109-034
Black	SP841	10	N109-042	N109-037	-



Made with offset holes for heavy-duty strength
Includes one per pack

Light T-Hinges

Retail Pack
includes screws

Description	Model No.	Case Qty.	Zinc Plated
2"	V284	5	N128-439
3"	V284	5	N128-512
4"	V284	5	N128-587
5"	V284	5	N128-652
6"	V284	5	N128-702

Bulk
does not include screws

Description	Model No.	Case Qty.	Zinc Plated
2"	284BC	10	N128-421
3"	284BC	10	N128-504
4"	284BC	10	N128-579
5"	284BC	10	N128-645
6"	284BC	10	N128-694



2941

8591

Mounting hardware included
Black plated steel finished for style
and durability

Decorative Heavy-Duty T-Hinges

Polybagged
includes mounting hardware

Description	Model No.	Case Qty.	Black
10" Spear (150 lb. SWL)	SPB2941	5	N109-006
12" Spear (150 lb. SWL)	SPB2941	5	N109-007
13" Spear (100 lb. SWL)	SPB8591	5	N100-053



8441

Surface mount application on
gates, sheds, and doors

Spear T-Hinges

Polybagged
includes mounting hardware

Description	Model No.	Case Qty.	Black
6"	SPB8411	5	N109-011
8"	SPB8411	5	N109-012
13-1/2" 2/pk	SPB8441	5	N109-014



Manufactured from rolled
hot steel

Ornamental Screw / Strap Hinge

Retail Pack
includes mounting hardware

Description	Model No.	Case Qty.	7"
Black 2/pk (50 lb. SWL)	V844	5	N165-464



SCRFLT

286S

Designed for use with
black reinforcement items
Sized for #9 screws

Wood Screws

Retail Pack

Description	Model No.	Case Qty.	Black	Zinc Plated
#7 x 3/4" 16/pk	SCRFLT	10	N179-159	-
#9 x 3/4" 16/pk	SCRFLT	10	N179-161	-
#12 x 1-1/4" 18/pk	V286S	5	N224-386	N223-982




Manufactured from steel

Arched Hinge

Polybagged
includes screws

Description	Model No.	Case Qty.	Black
48 lb. SWL	SP2871	5	N109-026



841

446

Manufactured from steel

Ornamental Spring T-Hinges

Retail Pack
includes mounting hardware

Description	Model No.	Case Qty.	7"
Black 2/pk (50 lb. SWL)	V841	5	N165-472
Stainless Steel (50 lb. SWL)	V446	5	N348-524



858S



1863

Lag Screws

Retail Pack

Description	Model No.	Case Qty.	Black
5/16" x 1-1/2" 6/pk	V858S	5	N179-150
1/2" x 3" 4/pk	V1863	5	N179-155
3/8" x 1/2" 4/pk	V1863	5	N179-156
5/16" x 1-1/2" 4/pk	V1863	5	N179-157
1/4" x 1-1/2" 4/pk	V1863	5	N179-158



Galvanized Screws

Retail Pack

Description	Model No.	Case Qty.	Black
1/2" x 3" Lag 8/pk	V1864	12	N800-022
1/2" x 1-1/2" Lag 16/pk	V1864	12	N800-123
#10 x 1-1/2" Hex Head 16/pk	V1864	64	N800-122



1114



845



875



879




878

Gate & Shed Kits

Retail Pack

Description	Model No.	Case Qty.	Black	Galvanized	Stainless Steel
Gate Kit	V1114	5	-	N166-008	-
2 Hinges / 1 Latch	DPV845	5	N243-899	-	-
2 Hinges / 1 Latch	DPV875	5	-	-	N343-434
Spring w/ 2 Hinges	DPV879	5	N343-475	-	-
Decorative	DPV878	5	N343-467	-	-

- Gate kit used for installations including doors and gates
- Mounting hardware included
- For exterior applications




8412



8414



8430



8432



8418

Description	Model No.	Case Qty.	Black
Spear Gate Kit	V8412	5	N109-013
Spear Gate Kit w/ Rings	V8414	2	N109-018
Cottage Gate Kit	V8430	3	N109-314
Craftsman Gate Kit	V8432	3	N109-316
Butterfly Hinge	V8418	5	N109-300
Modern Gate Kit	V1110	1	N166-026
Rustic Modern Gate Kit	V1104	1	N166-031



1110



1104



8420



867



1299



8422



1113

- For 2x4 or 4x4 post mount install in both left- or right-hand applications

- For left- or right-hand applications

- For left- or right-hand applications
- Can be padlocked for additional security

- For 2x4 or 4x4 post mount install in both left- or right-hand applications

- Mounting hardware included

Description	Model No.	Case Qty.	Black
Deluxe Strap Hinge	V8420	5	N109-306
Gate Kit	V867	5	N109-015
Gate Kit	V1299	5	N109-025
Deluxe T Hinge	V8422	5	N109-308
Shed Kit	V1113	5	N166-006



Mounting hardware included
 Decorative design to elevate any outdoor space
 Withstands harsh weather conditions

Decorative Gate Handles & Pulls

Retail Pack

Description	Model No.	Case Qty.	Black	Stainless Steel
Pipe (10-1/2")	V1119	5	N166-013	-
Knob (2-7/8" proj.)	V1112	20	N166-002	-
8-1/2" Arched	V12	5	N100-055	-
6-1/2" Ornamental	V2	5	N100-032	-
8-3/4" Ornamental	V3	5	N100-057	-
7-3/4" Spear	V8	5	N109-023	-
10" Spear	V10	5	N109-016	-
11"	V10	2	N109-022	-
11"	V9	10	-	N342-709
Modern Pull	V1107	1	N166-022	-
Rustic Modern Pull	V1102	1	N166-027	-
Modern Pull	V1105	1	N166-029	-
Industrial Pull	V1101	1	N166-032	-

Polybagged

Description	Model No.	Case Qty.	Black
11"	PBS10	5	N109-029



Steel construction
 For use on metal or wood doors

Pulls

Retail Pack

Description	Model No.	Case Qty.	Black	Zinc Plated	Galvanized	Stainless Steel
6-1/2"	V4	5	-	N100-115	N243-907	-
6-1/2"	V171	5	N116-699	N116-715	N116-731	-
6-1/2"	V671	3	-	-	-	N349-001
6-3/4"	V6	5	N100-289	N100-313	★	-


Boxed loose

Description	Model No.	Case Qty.	Zinc Plated
6-1/2"	B171	250	N116-707

Withstand harsh weather conditions
Installation use on 2x4 or 4x4 wood
and vinyl gates



289



287



278



1106

Gate Hinges

Retail Pack
includes screws

Description	Model No.	Case Qty.	Black	Zinc Plated	Galvanized	Stainless Steel
3-1/2" HD	V289	2	N109-021	-	-	N342-543
3-1/2" HD 2/pk	V287	5	N220-129	N220-137	N238-212	-
3-1/2" HD Spring	V278	3	N342-774	N342-766	-	-
Modern Square 2/pk	V1106	1	N166-024	-	-	-

Bulk Pack
does not include screws


Description	Model No.	Case Qty.	Black	Zinc Plated
3-1/2" HD	287BC	10	N223-867	N223-875



2000



2101



2104



2120

Mounting hardware included



1136



1133

Gate Hook & Eye Sets

Retail Pack

Description	Model No.	Case Qty.	Black	Zinc Plated
1" 2/pk	V2000	10	-	N117-820
1-1/2" 2/pk	V2000	10	-	N117-853
2" 2/pk	V2000	10	-	N117-911
2-1/2" 2/pk	V2000	10	-	N117-952
3" 2/pk	V2000	10	-	N117-994
4"	V2000	5	N166-005	N226-373
6"	V2000	5	-	N226-381
6" Spear	V2101	5	N100-054	-
5"	V2104	5	-	N122-283
6" Safety	V2120	5	-	N122-622

Latches

Box Pack

Description	Model No.	Case Qty.	Zinc Plated
Stall / Gate	1136	1	N208-454

Retail Pack

Description	Model No.	Case Qty.	Zinc Plated
Large Ring Gate	V1133	5	N197-137

Includes gate thumb latch and all mounting hardware
Easy operate locking feature



Decorative Gate Latches


Retail Pack

Description	Model No.	Case Qty.	Black
Thumb	V1394	4	N109-050
Thumb	V1390	5	N109-040
Spear Ring	V1140	3	N109-008
Modern Drop Bar	V1108	1	N166-023
Rustic Modern	V1103	1	N166-028
Industrial	V1124	1	N166-033



Polybagged

Description	Model No.	Case Qty.	Black
Slide Bolt	SPB1129	5	N100-056
Extra Heavy-Duty Flip	SPB1130	5	N109-001



Automatic Gate Latches

Retail Pack

Description	Model No.	Case Qty.	Black	Zinc Plated	Galvanized	Stainless Steel	Black Stainless Steel
w/ Straight Strike	V21	5	N101-121	N101-162	N262-121	-	-
w/ Straight Strike	V1261	2	-	-	-	-	N109-020
w/ Straight Strike	V29	2	-	-	-	N342-600	-
w/ 90° Strike	V22	5	N101-337	N101-352	-	-	-
MaxLatch	V21A	3	N342-626	N342-618	-	-	-
MaxLatch	V29A	2	-	-	-	N342-642	-

Polybagged

Description	Model No.	Case Qty.	Black	Zinc Plated
w/ Straight Strike	BPB21	25	N184-861	N184-853



- Manufactured from hot-rolled steel for strength and durability
- Includes heavy-duty anti-sag self-latching gate latch and hex lag screws for secure installation.
- Coated with WeatherGuard™ Protection



- Mounting hardware included
- Designed for right- and left-hand applications
- For exterior applications

Post Mount Gate Latches

Retail Pack

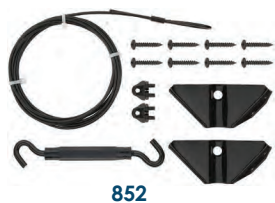
Description	Model No.	Case Qty.	Black
	V28	5	N199-158

Heavy-Duty Gate Latches

Retail Pack

Description	Model No.	Case Qty.	Black	Zinc Plated
Heavy-Duty	V1121	10	N166-015	-
Adjust-O-Matic	V23A	5	N101-394	N101-410

Gate Accessories



852



874

- Supports the weight of large gates and assists with opening and closing
- Rubber wheel and metal body construction provides high strength and high durability
- Spring loaded to absorb shock over uneven surfaces
- Secure caster to gate with 5/16" bolts, washers, and lock nuts. Fasteners not included



Anti-Sag Kits

Retail Pack

Description	Model No.	Case Qty.	Black	Zinc Plated
	V852	15	N166-004	N192-211

Polybagged

Description	Model No.	Case Qty.	Black
	874	2	N109-060



- Easy to operate locking feature plus the convenience of using a single key for all your locks
- Installs with included hardware in both left and right handed applications.
- Includes gate lock, latch, strike, Kwikset KW01 Key, SmartKey Learn Tool, and all necessary installation hardware

Gate Locks

Retail Pack

Description	Model No.	Case Qty.	Black
SmartKey	V1270	2	N109-080



Door & Gate Springs

Retail Pack

Description	Model No.	Case Qty.	Black	White	Stainless Steel
11"	V850	5	N165-498	N342-741	-
14"	V850	5	N236-612	-	-
14"	V851	2	-	-	N342-733

PERFECT PRODUCTS



Gate Latches

Retail Pack

Description	Model No.	Case Qty.	Black
Ultimate Gatelatch	01260	12	PP01260

Gate Casters

Bulk Pack

Description	Model No.	Case Qty.	Zinc Plated
125 lb. SWL	856	5	N192-217



- WeatherGuard™ rust resistant finish
- Easily installs with included mounting hardware in gate posts from 2.5-4".
- Includes spring loaded gate latch pull and necessary mounting hardware
- Gate latch not included

Spring Loaded Gate Latch Pulls

Retail Pack

Description	Model No.	Case Qty.	Black
	V973	4	N109-070



Gate Cables

Retail Pack

Description	Model No.	Case Qty.	Stainless Steel
12.625" OAL	V853	5	N109-009



- Replacement hinge for tubular pipe gates
- Fits 291 & 293 series hinges
- Manufactured from steel

Pipe Gate Hinges

Loose

Description	Model No.	Case Qty.	Zinc Plated
1-5/8"	299BC	5	N275-487
2"	299BC	5	N275-495



- Designed for right- or left-handed applications
- Latches automatically
- Can be operated from either inside or outside of door
- Wide strike allows for door sag
- Bolt has rounded face for easy latching

Swinging Door Latches

Retail Pack

Description	Model No.	Case Qty.	Zinc Plated	Black
	V25	1	N101-600	N101-576

Box Pack

Description	Model No.	Case Qty.	Zinc Plated	Stainless Steel
	25SS	1	-	N303-131
	25	1	N161-703	-
for 3" doors	25	1	N101-659	-



1134



1131



1136



- Designed for surface applications on doors, gates, and sheds.
- Heavy gauge steel
- For interior or exterior applications

Sliding Door Latches

Retail Pack

Description	Model No.	Case Qty.	Nickel
1-1/2"	V800	5	N238-972
2-1/2"	V800	5	N238-998



13B




1142

Sliding Latches & Bolts

Retail Pack

Description	Model No.	Case Qty.	Zinc Plated	Black	Galvanized	Stainless Steel
Sliding Bolt	V1134	5	N165-555	N165-506	N262-147	-
Sliding Bolt	V1131	2	-	-	-	N342-659
Stall / Gate	V1136	5	N214-304	N236-729	-	-
Door / Gate	V13B	5	N156-042	-	-	-
HD Spring Loaded	V1142	3	N109-212	N109-214	-	-



Spring Bolts

Retail Pack

Description	Model No.	Case Qty.	Zinc Plated
6-1/2" Spring	V1088	5	N236-328



830 / 1056



1142

- Designed for cabinet, double screen, garage, and industrial doors
- Operated by side lever
- Manufactured from steel



Foot & Chain Bolts

Retail Pack

Description	Model No.	Case Qty.	Zinc Plated
4" Foot	V1056	5	N236-338
6" Foot	V830	2	N151-027
6" Chain	V1142	3	N150-771

Whitcomb Steel Latches

Description	Model No.	Case Qty.	Black	Zinc Plated
Swinging Door Latch	1	12	AB00011	AB00010

Cane Bolts

Retail Pack

For use on heavy wood gates and doors in vertical or horizontal applications
Mounting hardware included for installation

Description	Model No.	Case Qty.	Zinc Plated	Black	Stainless Steel
1/2" x 12"	V836	5	N152-058	N165-902	-
1/2" x 12"	V810	5	-	-	N348-516
1/2" x 18"	V835	5	N177-196	N177-188	-
5/8" x 18"	V835	5	N151-951	N109-039	-




Polybagged

Description	Model No.	Case Qty.	Black
5/8" x 18"	SPB809	5	N109-002

Box Pack

Description	Model No.	Case Qty.	Zinc Plated
5/8" x 24"	835	5	N151-985



Barrel & Security Bolts

Retail Pack

Mounting hardware included
Can be padlocked for extra security
For exterior applications

Description	Model No.	Case Qty.	Zinc Plated	Black	Galva-nized	Stainless Steel	White	Brass
6" Lockable	V1111	30	-	N166-001	-	-	-	-
5" Extra HD	V832	5	N151-118	N152-121	-	-	-	-
8" Extra HD	V832	5	N151-167	N152-133	-	-	-	-
4" HD	V831	5	N162-370	-	-	-	-	-
6" HD	V831	5	N162-388	N152-126	-	-	-	-
5" HD	V839	2	-	-	-	N342-477	-	-
2-1/2"	V434	3	-	-	-	N348-946	-	-
4"	V434	3	-	-	-	N348-284	-	-
2-1/2"	V834	10	N151-449	N151-431	N151-852*	-	-	⊗
3"	V834	10	N151-555	N151-522	N151-878*	-	-	⊗
4"	V834	10	N151-654	N151-621	N151-894*	-	-	N151-688
5"	V834	5	N151-738	-	N151-910	-	-	⊗
2" Window	V833	10	N151-225*	-	-	-	N248-492	⊗
2"	V1834	5	-	-	-	-	-	N213-405

*Sold 5 per case.

Polybagged

Description	Model No.	Case Qty.	Zinc Plated
4" HD	SPB831	10	N227-272



- Manufactured from steel wire for durability
- Interior and exterior applications
- Withstand hard weather conditions

Lag Screw Eyes

Polybagged

Description	Model No.	Case Qty.	Zinc Plated
5/16" x 4" (175 lb. SWL)	2150BC	10	N220-681

Retail Pack

Description	Model No.	Case Qty.	Black
3/8" x 4-1/2" (230 lb. SWL)	V2150	10	N820-103
5/16" x 5-1/4" (320 lb. SWL)	V2150	10	N820-087
5/16" x 6" (175 lb. SWL)	V2150	10	N820-088
#8 1/5/8" (30 lb. SWL)	V2014	10	N820-085
#2 2-5/8" (115 lb. SWL)	V2014	10	N820-089
#0 2-7/8" (150 lb. SWL)	V2014	10	N820-097
3/16" x 3" (34 lb. SWL)	V2014	10	N820-101
#000 3-7/8" (190 lb. SWL)	V2014	10	N820-099



- For hanging plants, signs, clotheslines, etc.
- Storm Shine™ Finish for style and high resistance to corrosion & abrasion
- For exterior applications
- Made with steel for durability

Screw Hooks

Retail Pack

Description	Model No.	Case Qty.	Black
1/4" x 4-1/4" (60 lb. SWL)	V2156	10	N820-102



Medium Screw Eyes

Retail Pack

Description	Model No.	Case Qty.	Zinc Plated
#104 2-1/16"	V2012	10	N118-794
#106 1-25/32"	V2012	10	N118-828
#108 1-17/32"	V2012	10	N118-869
#110 1-5/16"	V2012	10	N118-893
#112 1-1/8"	V2012	10	N118-927
#114 15/16"	V2012	10	N118-968



Ring w/ Screw Eye

Bulk

Description	Model No.	Case Qty.	Zinc Plated
3/8" x 3-1/2" (160 lb. SWL)	2062BC	10	N220-657



Manufactured from steel wire for durability
Interior and exterior applications

Eye Bolts

Polybagged

Description	Model No.	Case Qty.	Zinc Plated
1/4" x 2" w/ Nut	2160BC	20	N221-085
1/4" x 2-1/2" w/ Nut	2160BC	20	N221-101
1/4" x 3" w/ Nut	2160BC	20	N221-119
3/16" x 1-1/2" w/ Nut	2160BC	20	N221-051
3/16" x 2" w/ Nut	2160BC	20	N221-069
3/16" x 2-1/2" w/ Nut	2160BC	20	N221-077
3/8" x 4"	Z160BC	10	N221-267

Bulk

Description	Model No.	Case Qty.	Zinc Plated
1/4" x 2" w/ Nut	MP2160B	80	N221-374
1/4" x 2-1/2"	2160BC	20	N100-387
1/4" x 5"	2160BC	20	N100-388
3/16" x 2" w/ Nut	MP2160B	80	N221-200
5/16" x 3-1/4" w/ Nut	MP2160B	40	N221-432



- Manufactured from steel for durability
- For exterior applications
- Safe working load of 160lbs.
- Do Not Use for overhead lifting

Retail Pack

Description	Model No.	Case Qty.	Black
1/4" x 2" w/Nut	V2160	10	N820-095
3/8" x 4" w/Nut	V2160	10	N820-105
3/8" x 5" w/Nut	V2160	10	N820-098
3/8" x 6" w/Nut	V2160	10	N820-086
1/2" x 8" w/Nut	V2160	10	N820-091



S-Hooks

Retail Pack

Description	Model No.	Case Qty.	Zinc Plated
3/4" (5 lb. SWL)	V2076	10	N121-533
1" (20 lb. SWL)	V2076	10	N121-574
1-1/2" (40 lb. SWL)	V2076	10	N121-616
2" (125 lb. SWL)	V2076	10	N121-665
2-1/2" (140 lb. SWL)	V2076	10	N121-715
3" (120 lb. SWL)	V2076	10	N121-756



Manufactured from steel wire for durability
Plate and nuts included for easy installation
For interior and exterior applications

2190 U Bolts

Polybagged

Description	Model No.	Case Qty.	Zinc Plated	Stainless Steel
#632 3/8" x 2" x 3-1/2"	2190BC	5	N222-190	-
#642 3/8" x 2-1/2" x 4"	2190BC	5	N222-208	-
#652 3/8" x 3" x 4-1/2"	2190BC	5	N222-217	-
#662 3/8" x 3-1/2" x 5-1/4"	2190BC	5	N222-224	-
#112 1/4" x 3/4" x 2-1/2"	2193BC	5	-	N222-414
#132 1/4" x 1-1/8" x 2-1/4"	2193BC	5	-	N222-422
#136 1/4" x 1-1/8" x 3-1/2"	2193BC	5	-	N222-430
#512 5/16" x 1-3/8" x 2-1/2"	2193BC	5	-	N222-448
#526 5/16" x 1-3/4" x 4-1/4"	2193BC	5	-	N222-455
#536 5/16" x 2" x 4-1/2"	2193BC	5	-	N222-463
#546 5/16" x 2-1/2" x 5"	2193BC	5	-	N222-471



2193



Manufactured from steel wire for durability
Nuts included for easy installation
For interior and exterior applications

Square U Bolts

Polybagged

Description	Model No.	Case Qty.	Zinc Plated
#657 3/8" x 3" x 7"	2192BC	5	N222-372
#675 3/8" x 4" x 5"	2192BC	5	N222-398
#677 3/8" x 4" x 7"	2192BC	5	N222-406
#535 5/16" x 2" x 5"	2192BC	5	N222-364



For use with #2192 square u bolts
Manufactured from hot-rolled steel

U Bolt Plates

Loose

Description	Model No.	Case Qty.	Zinc Plated
3/8" x 3"	2191BC	10	N222-331
3/8" x 4"	2191BC	10	N222-349
5/16" x 2"	2191BC	10	N222-323

Loose

Description	Model No.	Case Qty.	Zinc Plated
#526 5/16" x 1-3/4" x 4-1/4"	DP2190B	20	N222-299
#536 5/16" x 2" x 4-1/2"	DP2190B	20	N222-307
#546 5/16" x 2-1/2" x 5"	DP2190B	20	N222-315



2175



2179

- Storm Shine™ Finish for style and high resistance to corrosion
- For exterior applications
- Made with steel



Turnbuckles

Retail Pack

Description	Model No.	Case Qty.	Black
1/4" x 7-1/2" Eye / Eye	V2175	10	N820-121
3/16" x 5-1/2" Eye / Eye	V2175	10	N820-117
3/8" x 10-1/2" Eye / Eye	V2175	10	N820-116
1/4" x 7-1/2" Hook / Eye	V2179	10	N820-120
3/16" x 5-1/2" Hook / Eye	V2179	10	N820-119
3/8" x 10-1/2" Hook / Eye	V2179	10	N820-115



2170



3270

Bulk

Description	Model No.	Case Qty.	Zinc Plated	Galva-nized
7/32" x 6-1/2" Eye / Eye	2170BC	10	N221-739	-
1/4" x 7-1/2" Eye / Eye	2170BC	10	N221-747	-
5/16" x 9" Eye / Eye	2170BC	10	N221-754	-
3/8" x 6" Eye / Eye	3270BC	1	-	N177-394




- Extruded aluminum body
- Designed for heavy doors and gates
- Hex-shaped body allows for ease of adjustment by hand or with a wrench
- Steel wire hooks and eyes

Gate Hook Turnbuckles

Loose

Description	Model No.	Case Qty.	Zinc Plated
3/8" x 11"	2180BC	5	N222-059



- Secure variety of doors, cabinets, boxes, trunks
- Manufactured from hot rolled steel
- Indoor and Exterior applications
- Includes rigid non-swivel staple

Hasps

Retail Pack

Description	Model No.	Case Qty.	Zinc Plated	Black	Galvanized	Stainless Steel	Chrome
1-3/4" Safety	V30	5	N102-020	-	-	-	-
2-1/2" Safety	V30	5	N102-145	-	N102-723	-	-
3-1/4" Safety	V30	5	N102-277	N305-953	N102-749	-	-
4-1/2" Safety	V30	5	N102-384	N305-961	N102-764	-	-
6" Safety	V30	5	N102-459	-	N102-780	-	-
7-1/2" Safety	V31	2	-	-	-	N342-550	-
3-1/4" Swivel	V32	5	N102-855	N305-979	N103-044	-	-
4-1/2" Swivel	V32	5	N102-921	N305-987	N103-069	-	-
6" Swivel	V32	5	N102-962	-	-	-	-
7-1/4" Extra Heavy	V33	2	N103-176	-	N103-234	-	-
3-1/4" Double Hinge	V34	5	N103-259	-	-	-	-
4-1/2" Double Hinge	V34	5	N103-291	-	-	-	-
3-1/4" Safety	V37	3	-	-	-	N348-250	-
4-1/2" Safety	V37	3	-	-	-	N348-268	-
3-1/4" Swivel	V39	3	-	-	-	N348-847	-
4-1/2" Swivel	V39	3	-	-	-	N348-854	-
4-1/2" Keyed	V827	5	-	-	-	-	N183-780
3" Hinge	V288	5	N129-577	-	-	-	-
4" Hinge	V288	5	N129-627	-	-	-	-
6" Hinge	V288	5	N129-668	-	-	-	-

Rope & Chain Hardware



- Steel body and axle with zinc die-cast sheave for durability
- For quick attachment
- For interior and exterior applications
- Removable axle and sheave for easier rigging

Swivel Single Pulleys

Polybagged

Description	Model No.	Case Qty.	Zinc Plated
1-1/2" (420 lb. SWL)	3211BC	5	N195-784
2" (480 lb. SWL)	3211BC	5	N195-792
2-1/2" (550 lb. SWL)	3211BC	2	N219-998
3" (650 lb. SWL)	3211BC	2	N220-004



- Zinc die-cast sheave and steel body axle for durability
- For quick attachment
- For interior and exterior applications
- Coated with Weatherguard™ Protection to withstand harsh weather conditions and prevent corrosion

Joist Mount Single Pulleys

Polybagged

Description	Model No.	Case Qty.	Zinc Plated
2" x 4" Weatherproof (100 lb. SWL)	3221BC	2	N233-262



Manufactured from zinc die-cast
For exterior applications
Highly resistant to rust and corrosion

Rope Cleats

Polybagged

Description	Model No.	Case Qty.	Zinc Plated
6" (30 lb. SWL)	3200BC	10	N223-347

Manufactured from stainless steel for durability
For quick attachment
For exterior applications

Retail Pack

Description	Model No.	Case Qty.	Stainless Steel
6" (55 lb. SWL)	V3202	5	N348-482



- Plate is punched for #14 screws or 1/4" bolts
- Manufactured with cold-rolled steel plate and steel wire

Hitching Rings

Polybagged

Description	Model No.	Case Qty.	Zinc Plated
2" Ring (400 lb. SWL)	2060BC	10	N220-616



- Zinc die-cast sheave and steel body axle for durability
- For wall or ceiling mounting
- For interior and exterior applications
- Removable axle and sheave for easier rigging

Wall / Ceiling Mount Single Pulleys

Polybagged

Description	Model No.	Case Qty.	Zinc Plated
1-1/2" (420 lb. SWL)	3219BC	5	N233-247
2" (480 lb. SWL)	3219BC	5	N233-254



- Steel body and axle with zinc die-cast sheave for durability
- For quick attachment
- For interior and exterior applications
- Removable axle and sheave for easier rigging

Fixed Double Pulleys

Polybagged

Description	Model No.	Case Qty.	Zinc Plated
1-1/2" (400 lb. SWL)	3214BC	5	N199-810



Meets torque value of Federal Specifications FF-C-450D, Type 1, Class 2
For interior and exterior applications

Wire Cable Clamps

Polybagged

Description	Model No.	Case Qty.	Zinc Plated
1/4"	3230BC	20	N248-294
1/8"	3230BC	20	N248-278
3/16"	3230BC	20	N248-286

Bulk

Description	Model No.	Case Qty.	Zinc Plated
3/16"	3230BC	4	N889-014



Tarp / Rope Hooks

Bulk

Description	Model No.	Case Qty.	Zinc Plated
3-1/2" (180 lb. SWL)	MP2053BC	50	N220-608

Rope & Chain Hardware

- For making quick connections with chain in industrial and construction applications
- Manufactured from forged steel for durability
- Removable clevis is for easier rigging
- For exterior applications
- Yellow chromate finish makes for easy Grade 70 identification
- 3243 hooks meet Grade 43 hook specifications



3253

3254

3243

3256

Clevis Hooks

Bulk Pack

Description	Model No.	Case Qty.	Yellow Chromate	Blue
1/4" Grab (3,150 lb. SWL)	3253BC	3	N830-316	-
3/8" Grab (6,600 lb. SWL)	3253BC	3	N282-079	-
5/16" Grab (4,700 lb. SWL)	3253BC	3	N282-087	-
3/8" Slip (6,600 lb. SWL)	3254BC	3	N282-111	-
5/16" Slip (4,700 lb. SWL)	3254BC	3	N282-103	-
1/4" Slip (2,600 lb. SWL)	3243BC	5	-	N265-470
1/2" Slip (9,200 lb. SWL)	3243BC	1	-	N282-061
1/4" Slip w/ Latch (3,150 lb. SWL)	3256BC	3	N830-315	-
3/8" Slip w/ Latch (6,600 lb. SWL)	3256BC	3	N830-318	-
5/16" Slip w/ Latch (4,700 lb. SWL)	3256BC	3	N830-319	-



- For making quick connections with chain in industrial and construction applications
- Manufactured from forged steel for durability
- Removable clevis is for easier rigging
- For exterior applications
- Yellow chromate finish makes for easy Grade 70 identification

Double Clevis Links

Bulk Pack

Description	Model No.	Case Qty.	Yellow Chromate
1/4" x 5/16" (4,700 lb. SWL)	3255BC	3	N282-129



- For making quick connections with chain in industrial and construction applications
- Manufactured from hot-rolled steel for durability
- For quick attachment
- For interior and exterior applications

Double Clevis Links

Bulk Pack

Description	Model No.	Case Qty.	Zinc Plated
1/2" (9,200 lb. SWL)	3248BC	3	N240-895



Eye Slip Hooks

Bulk

Description	Model No.	Case Qty.	Blue
1/4" (2,600 lb. SWL)	3247BC	5	N265-504

- For making quick connections with chain in industrial and construction applications
- Manufactured from forged steel
- For exterior applications
- Meets Grade 43 hook specifications



Anchor Shackles

Bulk Pack

Description	Model No.	Case Qty.	Galva-nized
1/2" (4,000 lb. SWL)	3250BC	3	N223-693
5/16" (1,500 lb. SWL)	3250BC	10	N223-677
5/8" (6,500 lb. SWL)	3250BC	3	N830-310

- For use in marine, industrial and construction applications
- Manufactured from steel for durability
- For quick attachment
- For exterior applications
- Coated with Weatherguard™ Protection to withstand harsh weather conditions and prevent corrosion.



Retail Pack

Description	Model No.	Case Qty.	Stainless Steel
1/4" (1,100 lb. SWL)	V3251	5	N100-278
3/16" (650 lb. SWL)	V3251	5	N100-347

- For use in marine, industrial and construction applications
- Manufactured from stainless steel for corrosion resistance
- For quick attachment
- For interior and exterior applications
- Meets federal specifications RR-C-271D, Type IV, Class 2

Rope Loops

Retail Pack



Description	Model No.	Case Qty.	Zinc Plated
3/4" x 2-1/4"	V2056	5	N100-363



Rope Clamp Kits

Retail Pack

Description	Model No.	Case Qty.	Zinc Plated
1/4" x 3/8"	3234	5	N100-266

- Designed to clamp down on two pieces of rope to keep them from sliding
- Steel body construction

Rope & Chain Hardware



3166BC



3112BC



TP3113BC



3116BC

Snap Fasteners

Display Pack

Description	Model No.	Case Qty.	Multi-Color	U.S. Flag
3-1/8" Interlocking Spring	TP3113BC	70	N276-667	-
2-3/8" Interlocking Spring	TP3113BC	100	N276-675	N307-116

Polybagged

Description	Model No.	Case Qty.	Zinc Plated	Stainless Steel
5/16" x 1-3/4" Bit Snap	3116BC	20	N222-919	-
2-3/8" x 5/16" Spring	3166BC	3	-	N262-394
3-1/4" x 7/16" Spring	3166BC	3	-	N262-402
4" x 5/8" Spring	3166BC	3	-	N262-410
4-3/4" x 3/4" Spring	3166BC	3	-	N262-428
1/4" x 2" Interlocking	3112BC	10	N350-510	-
1/2" x 3-15/16" Interlocking	3112BC	5	N222-893	-
3/8" x 3-1/8" Interlocking	3112BC	10	N222-885	-
5/16" x 2-3/8" Interlocking	3112BC	10	N222-877	-
3/4" x 5-1/2" Interlocking	3112BC	5	N830-309	-

Retail Pack

Description	Model No.	Case Qty.	Black
1/4" x 2" Locking Spring	V3112	10	N820-092
3/8" x 3-1/8" Locking Spring	V3112	10	N820-108
5/16" x 2-3/8" Locking Spring	V3112	10	N820-111
5/8" x 4-3/4" Locking Spring	V3112	10	N820-094

Bulk

Description	Model No.	Case Qty.	Black
1/4"	V3112	10	N100-337



Quick Links

Retail Pack

Description	Model No.	Case Qty.	Black
1/4"	V3150	10	N820-109
1/8"	V3150	10	N820-114
3/16"	V3150	10	N820-110
5/16"	V3150	10	N820-113

- For fast, easy connections between two lengths of chain or for attaching accessories to chain
- Black features Storm Shine™ finish for style and high resistance to corrosion & abrasion
- For exterior applications
- Made with steel for durability



For temporary chain link repair

Cold Shut

Loose

Description	Model No.	Case Qty.	Zinc Plated
1/4" (1,250 lb. SWL)	3153BC	20	N240-341
3/8" (2,650 lb. SWL)	3153BC	20	N240-366
5/16" (1,900 lb. SWL)	31553BC	20	N240-358
7/16" (3,500 lb. SWL)	3153BC	10	N240-374
1/2" (4,500 lb. SWL)	3153BC	10	N240-382



Quick Links

Bulk

Description	Model No.	Case Qty.	Zinc Plated	Stainless Steel
1/8"	3150BC	20	N223-008	-
3/16"	3150BC	20	N223-016	-
1/4"	3150BC	20	N223-024	-
5/16"	3150BC	10	N223-032	-
3/8"	3150BC	10	N223-040	-
1/2"	3150BC	5	N223-057	-
1/8"	3167BC	3	-	N262-477
1/4"	3167BC	3	-	N262-493
5/16"	3167BC	3	-	N262-501

Rope & Chain Hardware



Lap Links

Bulk

For joining two lengths of chain together

Description	Model No.	Case Qty.	Zinc Plated
1/8" (120 lb. SWL)	3152BC	20	N223-065

- Zinc die-cast body and stainless steel spring for durability
- For quick attachment
- For interior and exterior applications
- Easy bolt retraction with pull down trigger



3003



3006



3032

Bolt Snaps

Bulk

Description	Model No.	Case Qty.	Nickel
3/4" x 3-11/16" (120 lb. SWL)	3003BC	10	N222-604
5/8" x 3-1/4" (130 lb. SWL)	3006BC	10	N222-620
3-15/16" Double (100 lb. SWL)	3032BC	10	N222-687



Stainless steel spring for durability
For quick attachment
For exterior applications

Description	Model No.	Case Qty.	Solid Bronze
3-7/16" Double (115 lb. SWL)	3177BC	10	N223-222



Swivels

Bulk

- For preventing over twist stress on the cable, wire rope, or chain
- Manufactured from hot rolled steel
- For quick attachment
- For interior and exterior applications
- Coated with Weatherguard™ Protection

Description	Model No.	Case Qty.	Galvanized
1/2" (3,600 lb. SWL)	3252BC	3	N241-117



3165

Boat Snaps

Bulk

- For marine and other outdoor applications
- Fixed eye
- Spring snap is for quick attachment
- Stainless steel spring
- Stainless steel construction for weather resistance

Description	Model No.	Case Qty.	Stainless Steel
3/4" x 3-1/4" (320 lb. SWL)	3163BC	3	N262-436
3/4" x 3-11/16"	3165BC	3	N262-451

National Hardware™ Metal Stock



- For hanging, connecting, clamping, and supporting in plumbing, heating and electrical applications and other do-it-yourself projects
- Consists of UNC coarse threads
- Can be drilled, cut, heated, or shaped
- For interior applications
- Meets ASTM A307 Grade A

Steel Threaded Rods

Bulk Pack

Description	Model No.	Case Qty.	Zinc Plated
1/2" x 24" (3,100 lb. SWL)	4000BC	1	N179-457
5/8" x 24" (4,500 lb. SWL)	4000BC	1	N179-465
3/8" x 36" (1,700 lb. SWL)	4000BC	1	N179-515
1/2" x 36" (3,100 lb. SWL)	4000BC	1	N179-531
5/8" x 36" (4,500 lb. SWL)	4000BC	1	N179-549
3/4" x 36" (6,750 lb. SWL)	4000BC	1	N179-556



- For building tables, workbenches, support frames, equipment stands, repair work, and construction applications where strong support is needed
- Made from hot-rolled steel for durability
- Excellent forming and welding characteristics
- For interior and exterior applications
- Meets ASTM Specification A36

Solid Angles

Bulk Pack

Description	Model No.	Case Qty.	Steel
3/4" x 36" (1/8" thick)	4060BC	1	N301-465
1" x 36" (1/8" thick)	4060BC	1	N301-473
1-1/2" x 36" (1/8" thick)	4060BC	1	N301-481
2" x 36" (1/8" thick)	4060BC	1	N301-515



- For mounting garage door openers, building frames, tables, work benches, equipment stands and for many repair and construction projects
- Corrosion-resistant galvanized finish
- Slotted for easy attachment
- For exterior applications

Slotted Angles

Bulk Pack

Description	Model No.	Case Qty.	Galvanized
1-1/4" x 36" (.47" thick)	4021BC	1	N341-123



- For duct work, flashing, gutters, and repair projects
- For interior and exterior applications

Plain Sheet Metal

Bulk Pack

Description	Model No.	Case Qty.	Aluminum
18" x 12"	4215BC	3	N316-323
24" x 8"	4215BC	3	N316-315



- For fencing, supports, railing, sign posts, frame work and other industrial applications
- Cold rolled products have a higher yield strength, hardness, and tighter specification than hot rolled steel
- Excellent forming and welding characteristics
- For exterior applications
- Meets ASTM A510

Cold Rolled Smooth Rods

Bulk Pack

Description	Model No.	Case Qty.	Steel
1/8" x 36"	4055BC	1	N301-242
3/8" x 36"	4055BC	1	N316-083
5/8" x 36"	4055BC	1	N301-200



- Made from hot-rolled plain steel for durability
- For interior and exterior applications
- Meets ASTM Specification A513
- Tubing is electric-resistance welded

16 Gauge Tubes

Bulk Pack

Description	Model No.	Case Qty.	Steel
3/4" x 36" Round	4068BC	1	N301-135
1" x 36" Round	4068BC	1	N301-143
1" x 36" Square	4067BC	1	N341-446
1-1/4" x 36" Square	4067BC	1	N316-257



- Cold-rolled plain steel for durability
- For exterior applications
- Matte finish is suitable for painting and plating
- Meets ASTM Specification A366

16 Gauge Sheet Metal

Bulk Pack

Description	Model No.	Case Qty.	Steel
12" x 18"	4072BC	1	N316-281
8" x 24"	4075BC	1	N316-265



- For reinforcement, base plates, and supports for construction or industrial applications
- Made from hot-rolled steel for durability
- For exterior applications
- Meets ASTM Specification A1011

Solid Flats

Bulk Pack

Description	Model No.	Case Qty.	Steel
2" x 36" (3/16" thick)	4063BC	1	N301-408
3" x 36" (3/16" thick)	4063BC	1	N301-416



- Made from hot-rolled plain steel for durability
- For interior and exterior applications

Channels

Bulk Pack

Description	Model No.	Case Qty.	Steel
1/2" x 1" x 36" (1/8" thick)	4090BC	1	N316-455



Wire

Loose

Description	Model No.	Case Qty.	Galvanized	Dark Annealed	Blue	Green
50' Plastic Coated Clothesline Wire	2575BC	5	-	-	-	N267-039
50' Plastic Coated	2574BC	5	-	-	N267-021	-
100' 12 Gauge	2568BD-12	5	N266-973	-	-	-
100' 14 Gauge	2568BC-14	5	N266-981	-	-	-
200' 16 Gauge	2568BC-16	5	N266-999	N267-005	-	-
100' 20 Gauge 6 Strand Guy	2573BC 20	5	N267-013	-	-	-

Retail Pack

Description	Model No.	Case Qty.	Galvanized	Copper	Clear	Stainless Steel	Aluminum
30' 25 Gauge Nylon	V2572	5	-	-	N265-314	-	-
25' Copper	V2570	5	-	N264-747	-	-	-
110' 18 Gauge	V2568 18	5	N264-762	-	-	-	-
30' 19 Gauge	V2567 19	5	-	-	-	N264-705	-
50' 18 Gauge	V2566 18	5	-	-	-	-	N264-697
25' Light-Duty Braided	V2565-L	5	N260-307	-	-	-	-

Cargo Management

Rubber Straps

Bulk Pack

Description	Model No.	Case Qty.	9"	31"	41"
EPDM Rubber Strap	3315	10	N262-020	N262-023	N262-024

Polybagged

Description	Model No.	Case Qty.	24"	30"
Adjustable Rubber Strap	3317BC	10	-	N262-027

Designed to secure cargo, tarps, bundles, etc. Made with 100% sun exposure-resistant rubber. Interior and exterior applications.

Rubber Straps

Bulk Pack

Description	Model No.	Case Qty.	14"	19"	24"	34"	35"	45"
EPDM Strap Black	06235	10	KP06214	KP06219	KP06224	-	KP06235	KP06245
Versastrap Black	06245	10	-	-	-	KP06265	-	-



6235



6245

- For indoor and outdoor use
- All rubber straps measured from hook to hook
- Use to secure, tie-down, or bundle items





- Laminated steel lock body
- Chrome plated, hardened steel shackle
- Plastic bumper to reduce scratching

Laminated Padlocks

Retail Pack

Description	Model No.	Case Qty.	Not Finish Specific
1-9/16"	172-40001	4	BK99264
1-13/16"	172-44001	4	BK99446
1-9/16" 2/pk	172-40201	4	BK99435
1-9/16" 4/pk	172-40401	4	BK99282



98505

- 80mm body with stainless steel shackle for cut resistance
- Four-pin brass tumbler cylinder
- Strength up to 13,000 lbs.
- Perfect for storage units, gates, large locker facilities

Stainless Steel Commercial Discus Lock

Retail Pack

Description	Model No.	Case Qty.	Not Finish Specific
70mm	673-70001	4	BK98505
70mm 2/pk	673-70201	4	BK98507



- 63.5mm steel body with chrome plated shackle
- Six-pin brass keyway cylinder and dual steel ball locking mechanism
- Strength up to 17,000 lbs.
- Ideal for storage containers, commercial and industrial

Solid Steel Commercial Padlocks

Retail Pack

Description	Model No.	Case Qty.	Not Finish Specific
2-1/2"	672-52701	4	BK98503



99261

99263

- 40mm solid brass body with chrome plate, hardened steel shackle
- Five-pin brass tumbler cylinder and double brass bolt
- Strength up to 2400 lbs.
- Corrosion resistant

Brass Padlocks

Retail Pack

Description	Model No.	Case Qty.	Not Finish Specific
1-9/16"	171-40001	4	BK99261
1-9/16" w/ 2" shackle	171-42001	4	BK99263
1-9/16" 2/pk	171-40202	4	BK99416
1-9/16" 4/pk	171-40401	4	BK99262



98494

- 50mm steel body with steel shackle
- Designed with stainless steel ball bearing locking mechanism
- Strength up to 10,000 lbs.
- Perfect for outdoors

Commercial Laminated Padlocks

Retail Pack

Description	Model No.	Case Qty.	Not Finish Specific
50mm	672-50001	4	BK98494



99458

99278

- 3 dial resettable
- Chrome plated, hardened steel shackle
- Recognized and accepted by TSA

TSA-Approved Combination Locks

Retail Pack

Description	Model No.	Case Qty.	Not Finish Specific
Cable Lock	175-25105	4	BK99458
Padlock	175-25104	4	BK99278

Kwikset



- Re-key your padlock with SmartKey
- Bump proof and pick resistant
- Made of laminated steel plates with zinc coating
- Hardened molybdenum shackle for superior sawing and cutting resistance
- Dual ball bearing locking for maximum protection from pry and hammer attacks
- Key retaining feature ensures padlock is not left unlocked and prevents accidentally locking the key inside

SmartKey Padlocks

Retail Pack

Description	Model No.	Case Qty.	Not Finish Specific
1-1/8" Shackle	026SMT CP 1-1/8"	6	KW900101
2" Shackle	026SMT CP 2"	6	KW900102

SmartKey Padlocks

Boxpack

Description	Model No.	Case Qty.	Not Finish Specific
1-1/8" Shackle	026SMT BP 1-1/8"	6	KW900103
2" Shackle	026SMT BP 2"	6	KW900104

Picture Hanging Hardware



Hangers

Retail Pack

Description	Model No.	Case Qty.	Aluminum	Brass	Yellow	Black	Gold
Self-Leveling Flush Mount	V2578	6	N260-153	-	-	-	-
One-Step (40 lb. SWL) 4/pk	V2534-40	5	-	N260-133	-	-	-
1" Sawtooth (5 lb. SWL) 3/pk	V2538-1	5	-	-	N260-381	-	-
1-1/2" Leveling (20 lb. SWL) 6/pk	V2538-20S	5	-	N260-174	-	-	-
2-11/25" Leveling (20 lb. SWL) 5/pk	V2538-20L	5	-	N260-182	-	-	-
Bearclaw w/o Anchors 6/pk	V2561	10	-	-	-	N260-127	-
Bearclaw w/o Anchors 10/pk	V2561	10	-	-	-	N260-124	-
Bearclaw w/o Anchors 25/pk	V2561	6	-	-	-	N260-126	-
Bearclaw w/ Anchors 2/pk	V2561	10	-	-	-	N260-128	-
Bearclaw w/ Anchors 6/pk	V2561	6	-	-	-	N260-129	-
Bearclaw w/o Anchors 5/pk	V2563	10	-	-	-	-	N260-132
Bearclaw w/o Anchors 10/pk	V2563	10	-	-	-	-	N260-130
Bearclaw w/o Anchors 25/pk	V2563	6	-	-	-	-	N260-131
Bearclaw w/ Anchors 2/pk	V2563	10	-	-	-	-	N260-134

Picture Hanging Hooks

Retail Pack



Description	Model No.	Case Qty.	Zinc Plated
J-Hook 5/pk	V2584	6	N260-115
J-Hook 15/pk	V2569	4	N260-116
Push & Hang 5/pk	V2585	6	N260-150
Push & Hang 10/pk	V2585	6	N260-148
Push & Hang 15/pk	V2585	6	N260-149
Push & Hang / J Hook Combo 14/pk	V2585	6	N260-151

Mirror Holders

Retail Pack



Description	Model No.	Case Qty.	Clear	Zinc
1/8" (35 lb. SWL) 4/pk	V2555-18	5	N260-331	-
1/4" (35 lb. SWL) 4/pk	V2555-14	5	N260-349	-
(30 lb. SWL) 4/pk	V2558	5	-	N260-364
1/4" Hidden (25 lb. SWL) 4/pk	V2559-S	5	-	N260-372
2-3/8" Hidden (50 lb. SWL) 4/pk	V2559-L	5	-	N260-380

Picture Hanging Hardware



2530



2532

Picture Hangers

Retail Pack


Description	Model No.	Case Qty.	Brass
20 lb. SWL 10/pk	V2530-20	5	N260-026
30 lb. SWL 8/pk	V2530-30	5	N260-034
50 lb. SWL 4/pk	V2530-50	5	N260-042
100 lb. SWL 2/pk	V2530-100	5	N260-059
10 lb. SWL 4/pk	V2532-10	5	N260-110
10 lb. SWL 35/pk	TB2532-10	5	N260-111
20 lb. SWL 3/pk	V2532-20	5	N260-112
25 lb. SWL 25/pk	TB2532-25	5	N260-076
30 lb. SWL 4/pk	V2532-30	5	N260-075
50 lb. SWL 3/pk	V2532-50	5	N260-083
50 lb. SWL 20/pk	TB2532-50	5	N260-113
75 lb. SWL	V2532-75	5	N260-109
100 lb. SWL	V2532-100	5	N260-114



D-Ring Hangers

Retail Pack

Description	Model No.	Case Qty.	Zinc
35 lb. SWL 6/pk	V2527	5	N261-487
1-7/32" (20 lb. SWL) 14/pk	TB2527-S	5	N261-488
2-7/32" (20 lb. SWL) 2/pk	V2527-L	5	N261-489
2-7/32" (20 lb. SWL) 10/pk	TB2527-L	5	N261-490



V2557



KB2549



KB2553



KB2546



KB2547



KB2554

Picture Hanging Kits

Retail Pack

Description	Model No.	Case Qty.	Not Finish Specific
27-pc. 60 Second Kit	V2557	6	N260-120
217-pc. Picture Box	KB2549	5	N260-402
87-pc. Mirror Box	KB2553	5	N260-403
10-pc. Picture Kit	KB2546	5	N260-399
13-pc. Picture Kit	KB2547	5	N260-400
32-pc. Picture Kit	V2554	5	N260-404
125-pc. Kit	KB2551	5	N260-401



KB2551



Plate Hangers

Retail Pack

Description	Model No.	Case Qty.	Brass
8"-11"	V2525-0811	5	N259-978
11"-18"	V2525-1118	5	N259-986



Suction Cups

Retail Pack

Description	Model No.	Case Qty.	Clear
1-3/4" (2 lb. SWL) 3/pk	V2424	5	N259-945
2-1/4" (2 lb. SWL)	V2524	5	N259-952



Brick Hanger

Retail Pack

Description	Model No.	Case Qty.	Clear
2/pk (30 lb. SWL)	V2552	5	N260-299



V2577



V2560



V2564

Mirror & Picture Hangers

Retail Pack

Description	Model No.	Case Qty.	6"	12"	18"	30"
Heavy-Duty	V2577	6	N260-146	N260-143	N260-144	N260-145
Apartment Hanger	V2560	6	N260-123	N260-121	N260-122	-
Clip Strip	V2564	6	-	N260-136	-	-

Bagged

Description	Model No.	Case Qty.	42"
Heavy-Duty	PB2577	6	N260-142



2579



2582

- Installs two nails in the wall, perfectly level, at the same time, without other tools.
- Made from aluminum for durability.
- Insert nails, align on the wall, and push to install.
- For interior applications
- Includes 12 #17 nails (brads)

Wall Hanging Tools

Retail Pack

Description	Model No.	Case Qty.	Not Finish Specific
Stud Finder	V2579	4	N260-154
Level Art Tool	V2582	3	N260-147

Thumb Tacks & Push Pins

Retail Pack



2501



2503

Description	Model No.	Case Qty.	White	Nickel	Clear	Assorted
Thumb Tack 40/pk	V2501-T	5	N259-663	N259-689	-	-
Push Pin 20/pk	V2503P	5	-	-	N259-713	-
Push Pin 20/pk	V2504	5	-	-	-	-



We offer solutions for door shops, millworks, and lumberyards.

Multiple hardware lines and products from numerous vendors mean that we're your one-stop shop for all of your building hardware needs.

Are large projects and bulk orders your thing? We stock bulk products, such as hinges and ball catches, for production millwork.

Looking for smaller quantities and house jobs? Either way, we have you covered.



From door locks to hinges and beyond, you can order everything on one PO. Thanks to our strong partnerships with dozens of quality vendors, we can help provide product support in numerous areas. We can help with displays, product samples, literature, or training.

Plant Hardware



Hanging Plant Brackets

Retail Pack

Description	Model No.	Case Qty.	Brushed Gold	Black	Brass	White
Curved (40 lb. SWL)	V2643	8	-	N275-502	-	-
Straight (15 lb. SWL)	V2644	8	N275-504	N275-530	-	-
6" (12 lb. SWL)	V2653	3	-	N274-514	-	N274-522
9" (15 lb. SWL)	V2653	3	-	N274-563	N274-555	N274-571
9" Swivel (15 lb. SWL)	V2650	3	-	N274-761	-	N274-779
15" Sign Holder (20 lb. SWL)	V2656	3	-	N274-621	-	N274-639



Plant Hooks & Chains

Retail Pack

Description	Model No.	Case Qty.	Brushed Gold	Black	Brass	Satin Nickel	White	Stainless Steel
Long Wall (27.5 lb. SWL)	V2646	10	N275-508	N275-507	-	N275-509	-	-
Long Ceiling (50 lb. SWL)	V2647	30	N275-533	N275-510	-	-	N275-512	-
Small Modern S (50 lb. SWL)	V2648	75	N275-515	N275-514	-	-	N275-513	-
Large Modern S (50 lb. SWL)	V2649	75	N275-518	N275-517	-	-	N275-519	-
Modern Ceiling J (50 lb. SWL)	V2682	80	N275-524	N275-523	-	-	N275-525	-
Siding (10 lb. SWL) 4/pk	V2684	60	-	N275-531	-	-	-	N275-532
2-1/2" Ceiling (25 lb. SWL) 3/pk	V2666	5	-	-	-	-	N274-928	-
6" Ceiling (25 lb. SWL)	V2666	5	-	N275-198	N275-214	-	N275-206	-
1-1/2" Vinyl Coated (15 lb. SWL) 2/pk	V2667	5	-	-	-	-	N274-951	-
3-1/2" Extension Hook Kit (12 lb. SWL)	V2665	5	-	N275-149	N275-123	-	N275-131	-
6" Extension Hook Kit (15 lb. SWL)	V2665	5	-	N275-180	N275-172	-	N275-164	-
18" Chain (15 lb. SWL)	V2663	5	-	N275-024	-	-	N275-040	-



Wall Base Hanger

Retail Pack

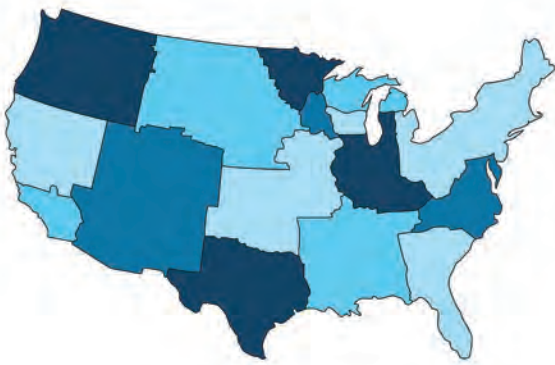
Description	Model No.	Case Qty.	Brushed Gold	Black	White
7" (20 lb. SWL)	V2681	20	N275-521	N275-520	N275-522



Service and Support.

At Jeske Hardware Distributors, you're more than just a number. As a Jeske customer, you have a dedicated account manager who's available to answer questions, help with quotes, and keep you up to date on new products, special offers, and more.

Account Manager Territories




Our account managers have decades of collective experience and industry knowledge, and they're just a phone call or an email away!

Customer care, from start to finish!

Our hard-working distribution center teams quickly process your order so you get what you need, when you need it!



Our dedicated customer service team is available from 7 a.m. to 6 p.m., Central Time, Monday through Friday. Whether you want to place an order or just have questions about a product, our team is ready to answer your call (or email)!





50140



50161



50135



50112



50111

Door Reinforcers

Description	Model No.	Case Qty.	3 Polished Brass	11P Vintage Bronze	15 Satin Nickel	19 Matte Black	32 Polished Stainless Steel
4-1/2" Reinforcer for 1-3/4" Doors	50140	10	50140-3	50140-11P	50140-15	50140-19	50140-32

Hole Filler & Scar Plates

Description	Model No.	Case Qty.	3 Polished Brass	5 Antique Brass	11P Vintage Bronze	15 Satin Nickel	15A Antique Nickel
2-5/8" Hole Filler Plate	50161	10	50161-3	50161-5	50161-11P	50161-15	50161-15A
3-1/2" Scar Plate (2-1/8" inner dia.)	50135	10	50135-3	50135-5	50135-11P	50135-15	50135-15A

Description	Model No.	Case Qty.	19 Matte Black	26D Satin Chrome	P Primed Gray
2-5/8" Hole Filler Plate	50161	10	50161-19	50161-26D	50161-P
3-1/2" Scar Plate (2-1/8" inner dia.)	50135	10	50135-19	50135-26D	-

Latch Bolt Protectors

Description	Model No.	Case Qty.	32D Satin Stainless Steel
3" x 11" w/o Pin	50112	10	50112-32D
3" x 11" w/ Pin	50111	10	50111-32D

IVES®

3-1/4" x 1-7/16" plate
1-1/16" x 1-7/8" holder



Door Chains

Description	Model No.	Case Qty.	3 Polished Brass	15 Satin Nickel	BLK Black	26 Polished Chrome	716 Aged Bronze
Chain Door Guard	481F	10	IV07489	IV12871	IV68834	IV72045	IV15042



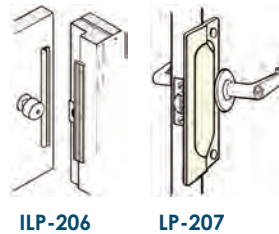
Wrap Around Plates

Description	Model No.	Case Qty.	3 Polished Brass	5 Antique Brass	10B Oil-Rbd. Bronze	32D Satin Stainless Steel
4-1/4" x 9" w/ 2-3/4" Backset w/ Recessed Latch Face Area	4 V	1	EL422001	EL422002	EL422003	EL422014
4-1/4" x 9" w/ 2-3/4" Backset w/ Flat Front and Plunger Hole	4 VF	1	EL422601	EL422602	EL422603	EL422614
4" x 9" w/ 2-3/8" Backset w/ Recessed Latch Face Area	2 V	1	EL422101	☒	EL422103	EL422114
4" x 12" w/ 2-3/8" Backset for Double Combination Locksets	256 CW	1	EL422701	☒	EL422703	EL422714
4" x 12" w/ 2-3/4" Backset for Double Combination Locksets	258 CW	1	EL422801	☒	EL422803	EL422814

Door Guards

Description	Model No.	Case Qty.	605 Polished Brass	613 Oil-Rbd. Bronze	622 Matte Black	626 Satin Chrome
Door Flip Guards	1606	1	EL160601	EL160603	EL160607	EL160606

Description	Model No.	Case Qty.	Not Finish Specific
Emergency Release Tool for 1606 Guard	1606 ERT	1	EL160600



Latch Protectors

Description	Model No.	Case Qty.	Dark Bronze	Silver Coated
6" Interlock Latch Guard for In-Swing Doors	ILP-206	10	EL020603	EL020606
2-3/4" x 7" Latch Guard / Latch Bolt Protector	LP-207	10	EL020703	EL020706



Crash Chains

Description	Model No.	Case Qty.	626 Satin Chrome
30-1/2" Heavy-Duty Crash Chain	HDCC-3012	10	EL301206

DELTA



Designed to be used on track doors and sliding windows of almost any kind
Includes retention chain to prevent loss of the pin when unlocked
Made of steel

Sliding Door & Window Pin

Description	Model No.	Case Qty.	10B Oil-Rbd. Bronze	15 Satin Nickel
3"	WDP30U	20	DT47690	DT47691



- Designed to lock sliding doors and windows from inside
- Manufactured from steel for durability
- Easy installation
- For interior applications

Security Pin

Retail Pack

Description	Model No.	Case Qty.	Nickel
Security Pin	V813	10	N183-640

PAMEX



DD04-36

- Simple to operate
- Can't be used to prop door open
- Zinc die-cast
- ADA compliant
- Installs with #12 x 1-1/4" flat head screws
- For use with UL-classified fire doors
- Overall Size: 2-3/4" H x 1-1/2" W x 2-3/16" D



DD04-31

- Added protection to prevent forced entry
- Zinc die-cast
- Complete with 7 x 1" screws



DD08-10



DD08-11

Door Guards, Latches, & Crash Chains

Description	Model No.	Case Qty.	3 / PB Polished Brass	10B / OB Oil-Rubbed Bronze	15 / SN Satin Nickel	19 Matte Black
Privacy Door Latch	DD04-36	5	-	PA04366	PA04364	PA04369
Swing Bar Door Guard	DD04-31	10	PA04312	PA04316	PA04314	-

Description	Model No.	Case Qty.	26 / CP Polished Chrome	Not Finish Specific
Privacy Door Latch	DD04-36	5	PA04361	-
Swing Bar Door Guard	DD04-31	10	PA04311	-
Shim for DD04-31	DD04-310	50	-	PA04310
24" Crash Chain	DD08-10	10	PA08101	-
24" Crash Chain w/ Vinyl	DD08-11	10	PA08111	-



530



545

Nightlatches

Description	Model No.	Case Qty.	Satin Bronze
KW Keyway	220-53-51	5	KI00014

Deadlocks

Description	Model No.	Case Qty.	Satin Bronze
Jimmy Proof Deadlock 1-Cyl.	530-53-51	5	KI00016
Surface Deadlock 1-Cyl.	545-53-41	5	KI00015



Requires mortise cutout
Brass lacquer finish
Lock Body: 4"X1"x1/16"



590

- Non-Handed
- Includes strike
- Combination spring latch and deadbolt

Mortise Locksets

Description	Model No.	Case Qty.	4 Satin Brass
Bit Key	215-04-51	1	KI09396



591

Square spindle drive with set screw included



AG30A



197-03-51

Rim Locksets

Description	Model No.	Case Qty.	Black
Vertical Mount	590-04-51	5	KI00835
Horizontal Mount	591-04-51	5	KI00836

Replacement Knobs w/ Square Spindle

Description	Model No.	Case Qty.	
Polished Brass	197-03-51	5	KI00268
Satin Brass	198-04-51	5	KI00269
Clear Acrylic	AG30A	5	KI50546

Fits doors 3/4" - 1- 1/4"
Zinc Die-Cast
1- 3/4" hole spacing



1329

1330



1316



1317



1326

- Fits doors from 5/8" - 2" thick
- Fits doors with 1- 3/4" hole spacing
- Mounting screws for installation

Push Button Latches

Retail Pack

Description	Model No.	Case Qty.	Black	White	Silver
Colonial w/o Key	V1329	3	N100-023	-	-
Keyed Colonial	V1330	3	N100-031	-	-
Latch w/o Key	V1316	3	N178-350	N213-074	N178-368
Keyed Latch	V1317	3	N178-376	N213-124	N178-384
Latch w/o Key	V1326	3	N178-392	N213-165	N178-400



1320

1307

1308

- Designed for doors with 1- 1/2", 1- 3/4", 3" hole spacing
- Fits wood doors 5/8" - 1- 3/8" thick
- Mounting screws & strike plate included



1319

- Designed for doors 1- 3/4" hole spacing
- Fits wood doors from 3/4" - 2" thick
- Mounting screws included

Universal Latches

Retail Pack

Description	Model No.	Case Qty.	Black	White	Silver
Contemporary Lever	V1320	3	N262-204	N262-196	-
Contemporary Knob	V1319	3	-	N262-162	-
Knob	V1307	3	N178-798	N212-993	N178-814
Knob w/ Key	V1308	3	N178-806	-	N178-822

Lift Lever Latches

Retail Pack



Designed to fit doors from 3/4" - 1-1/4"
Featuring 1-3/4" hole spacing

Description	Model No.	Case Qty.	Black	White
Latch w/o Key	V1331	3	N100-034	N100-035

Replacement Strikes

Retail Pack



1350



1356

Designed to fit doors from 3/4" - 1-1/4"
Featuring 1-3/4" hole spacing

Description	Model No.	Case Qty.	Zinc Plated	Black	White	Aluminum
w/ Shims	V1350	10	N162-016	N162-057	N213-322	-
Rigid Set	V1356	5	-	-	-	N349-258

Adjust closing speed
Material: Plastic/Metal



1370

Two hole end plug allows closing force
Adjust closing speed
Doors must be 1- 3/8" thick



1339

Adjust closing speed
Door will swing 90-degrees
Material: Steel



1333

Automatic hold open feature
Material: Steel



1346

Door Closers

Retail Pack

Description	Model No.	Case Qty.	Black	White	Aluminum
Touch / Hold	V1370	4	N279-001	N279-002	-
Heavy-Duty	V1339	3	N100-038	N100-039	N100-040
Regular	V1333	3	N181-610	N213-207	N181-602
Light-Duty	V1346	3	N349-290	N349-282	-




- Includes: 1-Jamb bracket, 1-Door bracket, 4-Long screws, 4-Short screws, 2-attachment pins
- Door closer not included

Door Closer Parts

Retail Pack

Description	Model No.	Case Qty.	Black	Zinc Plated
Parts Kit	V1352	5	N266-221	N218-594



- Spring minimizes shock loads from wind
- For wood or aluminum storm doors

Door Chain Stops

Retail Pack

Description	Model No.	Case Qty.	Zinc Plated	Black
Steel	V1355	5	N162-024	N349-241



- Hex-Shaped
- Eliminates sag
- 42" open length, 1-11/16" adjustment, 7/32" diameter

Turnbuckles

Retail Pack

Description	Model No.	Case Qty.	Zinc Plated
42"	V195	5	N117-564
50"	V196	5	N117-580



Keyed Patio Lock

Retail Pack

Description	Model No.	Case Qty.	Aluminum
Steel	VKA815	5	N245-969



Hook & Eye Turnbuckles

Bulk

Description	Model No.	Case Qty.	Zinc Plated
10-1/2" x 3/8"	2172BC	25	N221-887
16" x 3/8"	2172BC	45	N221-895



75

Safe working load of 21 lbs.
Material: Steel

Door Springs

Retail Pack

Description	Model No.	Case Qty.	Zinc Plated
#4 w/ Hooks	V76	10	N185-934
#6 w/ Hooks	V76	10	N185-942
Adjustable	V75	10	N172-114



Includes: 3- Spring hinges, 1- Door pull, 1- Door knob, 1- Hook Eye latch, & Mounting screws

1771

Screen Door Kits & Latches

Retail Pack

Description	Model No.	Case Qty.	19 Matte Black	WH White	3 Polished Brass	10B Oil-Rbd. Bronze	15 Satin Nickel
Kit	V1771	5	N100-014	N100-019	-	N109-044	N100-013
Latch	V1953	2	-	-	N100-047	-	N100-044

Screen Door Sets

Retail Pack

Description	Model No.	Case Qty.	Black	Zinc Plated	Galva-nized
w/ Standard Hinges	V90	5	N107-409	N107-425	N107-490
w/ Spring Hinges	V92	5	-	N190-751	-



90

92

Steel hinges, hooks, eyes, and pull
Tight pin hinge is for left or right mount applications

Designed for right- or left-hand application
Includes break off screws and locking device
Material: Aluminum



99

1367

Screen / Storm Door Latches & Catches

Retail Pack

Description	Model No.	Case Qty.	Aluminum	Zinc Plated
Latch	V99	2	N107-797	-
Catch	V1367	3	-	N192-773

Includes break off screws and locking device
Material: Aluminum



V38

V83

Turn Buttons

Retail Pack

Description	Model No.	Case Qty.	Zinc Plated	Galva-nized
1-3/4" 4/pk	V38	5	N106-815	N247-965
1/2" Half Button 4/pk	V83	5	N106-906	-

Screen Door Pulls

Retail Pack

Description	Model No.	Case Qty.	Galva-nized	White	Brass	Zinc Plat-ed	Black	Stainless Steel
5-3/4"	V172	5	N116-863	☒	☒	N116-855	N116-830	-
4-3/4"	V200	10	N117-721	N117-711	N117-754	N117-713	N117-663	N117-727

Loose

Description	Model No.	Case Qty.	Zinc Plated
4-3/4"	200	400	N117-697



V172



200



Spring Hinges

Retail Pack

Description	Model No.	Case Qty.	Galvanized	Zinc Plated	Black
2-3/4" 2/pk	V122	5	N109-173	N190-736	-
3" 2/pk	V123	2	-	N114-801	-
3" Adjustable 2/pk	V125	2	N115-105	N115-055	N114-975

Polybagged

Description	Model No.	Case Qty.	Zinc Plated
2-3/4" 2/pk	SPB122	15	N178-640



Screen Door Hinges

Retail Pack

Description	Model No.	Case Qty.	Galvanized	Zinc Plated	Black
3" x 2-1/2" 2/pk	V129	5	N115-576	N115-519	N115-451



Keep storm windows, screens, and other panels in place

V82



V1369

Secures windows and screen to storm doors
Material: Aluminum



V1362

Material: Stainless Steel



V1734

- For hanging flush screen and windows
- Material: Steel

Parts & Accessories

Retail Pack

Description	Model No.	Case Qty.	Zinc Plated	Aluminum	Stainless Steel
Snap Fasteners 4/pk	V82	5	N192-179	-	-
Storm Door Clips 8/pk	V1369	5	-	N192-161	-
Window Controls 2/pk	V1362	5	-	-	N191-544
Sash Hangers 2/pk	V80	5	N106-682	-	-
Sash Hanger 2/pk	V1734	5	N109-171	-	-



SDLS480U



SDL980U

Storm Door Locks

Description	Model No.	Case Qty.	3 Polished Brass	5 Antique Brass	10B Oil-Rbd. Bronze	15 Satin Nickel	19 Matte Black
Tubular w/ Rectangular Plate	SDLS480U	1	DT47938	-	DT47935	DT47936	DT47937
Tubular	SDL980U	1	DT47874	DT47941	DT47871	DT47872	DT47873



Includes mounting hardware
Material: Steel

Crash Chains

Description	Model No.	Case Qty.	Zinc Plated
24"	DCCV607	25	DT32939



19" tall by 32" wide
Fasteners included
Material: Aluminum Mesh

Screen Door Grilles

Retail Pack

Description	Model No.	Case Qty.	White
19" x 32"	33308	3	MD33308
19" x 36"	33365	3	MD33365



V2012

- Hands-free hold-open feature
- Tool-free speed adjustment
- Can be mounted at the top, middle or bottom of door
- Equivalent to the V150 heavy-duty pneumatic door closer



V2010

- For outswinging wood or metal doors
- Full 90° opening
- Push button hold open feature
- Tool-free adjusting screw to adjust the closing speed
- Factory lubricated
- Includes installation hardware

TAP-N-GO Pneumatic Door Closers

Description	Model No.	Case Qty.	Black	White
Heavy-Duty	V2012	6	WR99561	WR99562
Standard-Duty	V2010	6	WR98872	WR98873



V150

- For wood or metal outswinging doors
- Full 90 degree opening
- Two hole end plug for summer or winter adjustable latching power
- Adjustable closing speed
- Factory lubricated
- Internal spring for rod bending prevention



V920

- For wood and metal screen, storm combination or light interior doors
- “Controlled power” allows selection of proper closing power at the latching point
- Packed with replacement cover plate



V820

Pneumatic Door Closers

Description	Model No.	Case Qty.	Black	White	Aluminum
Heavy-Duty	V150	6	WR00372	WR00374	WR00371
Standard-Duty	V920	6	WR00432	WR00434	WR00431
Light Duty	V820	6	WR04232	-	WR04231



- Hydraulic mechanism delivers smooth “no bounce” action
- For wood or metal storm, jalousie or light interior doors
- “Controlled power” allows selection of extra closing power at the latching point

Hydraulic Door Closers

Description	Model No.	Case Qty.	Black	Aluminum
Medium-Duty	VH440	6	WR00472	WR00471



Screen Door Hinges

Description	Model No.	Case Qty.	Black	Zinc Plated	Galvanized
3" x 2-1/2" Sqr. Corner 2/pk	V35	5	WR99333	WR98874	WR99334



VCA112

- Surface mount
- Deadbolt for added security
- Reversible for left or right-hand doors
- 5-1/2" hole spacing



VBA213

- Includes a night latch with a "No LockOut Feature"
- Fits most 3/4" to 1-1/4" thick doors
- 1-3/4" mounting hole spacing



VIL333



VK333X

- Has "no lock out" feature
- For outswinging wood or metal doors 1" to 1-1/4"
- Installs with three 5/16" holes; hole spacing is 1-3/4"



VC333



VCK333X



VF333

- For outswinging wood or metal doors 3/4" - 1-1/4" thick
- 1-3/4" mounting hole space
- Installs in three 5/16" holes
- "No lock out" feature prevents accidental lock out



V1000

- For outswinging wood or metal doors 7/8" - 1-3/8" thick
- Install with 1" diameter hole-no mortising
- Backset 13/16" from jamb (door stop)



V1000



VK670

Screen Door Latches

Description	Model No.	Case Qty.	Polished Brass	Satin Nickel	Black	White	Aluminum
Castellan Surface	VCA112	2	WR99690	WR99691	-	-	-
Bayfield Surface	VBA213	2	-	WR22219	WR21591	WR21592	-
Villa Pull	VIL333	6	-	-	WR77852	WR77854	-
Free-Hanging Push Button	VF333	6	-	-	WR00182	WR00184	-
Tie-Down Push Button	V333	6	-	-	WR00152	WR00214	WR00211
Tie-Down Keyed Push Button	VK333X	6	-	-	WR00202	WR00204	WR00201
Colonial Push Button	VC333	6	-	-	WR00232	-	-
Colonial Keyed Push Button	VCK333X	6	-	-	WR00242	-	-
Push-Pull	V1000	5	-	-	-	WR99472	WR00271
Universal Knob	V670	6	-	-	WR75902	WR98584	WR75901
Keyed Universal Knob	VK670	6	-	-	-	-	WR98781



VS10

Contains two 3" hinges, one pull-handle, #5 door spring, hook and eye, and mounting hardware



V1020RJB




V11



V16

Extends 13" to 17"



V99



V29



V12



V777ST

Screen Door Parts & Accessories

Description	Model No.	Case Qty.	Black	White	Zinc Plated	Galvanized	Aluminum
Hardware Set	VS10	5	WR99343	-	WR98585	WR98586	-
Repair Jamb Bracket	V1020RJB	6	WR77822	WR77824	-	-	-
Spring & Chain Retainer	V11	5	WR00592	-	WR00590	-	-
Adjustable Door Spring	V16	10	-	-	-	-	WR01510
Sash Hangers 2/pk	V99	10	-	-	WR01100	-	-
Snap Fasteners 4/pk	V29	10	-	-	WR01130	-	-
Screen Door Catch	V12	5	-	-	WR01320	-	-
Screen Storm Strike Plate	V777ST	10	WR00342	WR00344	-	-	WR00341



Did you know that you can follow your order, from start to finish, with HardwareTrackerSM?



It's easy! Simply follow the HardwareTrackerSM [link](#) in your confirmation email, and see:

Order Information

Sales Order SO839686 **how many shipments are in your order** **Order Details**

Entered by: [Name] **3 shipments** Billed 2022-09-22

Thank you for your order! Everything has shipped! Your order will be delivered in 3 shipments. Tracking information appears below.

Shipment 1 of 3

Shipped - IF966018 DC: Southaven, MS
Current Status: Delivered, SIOUX FALLS, SD, US on Wed Sep 28 2022 04:51

who picked and packed your order

Picked by Kemberly S. Picked at 2022-09-23
Packed by Cordell J. Packed at 2022-09-23

Carrier / Service: UPS/UPS Ground **Shipped at Fri Sep 23 2022 08:33** **when your order shipped**

PACKAGE	MAP	TRACKING	DELIVERY DATE
Package 1	Open Map	1ZABW4000393097826	Wednesday, September 28th
Package 2	Open Map	1ZABW4000392019439	Wednesday, September 28th

tracking information for your order

the expected delivery date



Round track sets include: 1 track, 2 hangers, spacers, anti-jump discs, end stops, guides, mounting hardware, and installation instructions

Flat track sets include: 1 two-piece track, 2 hangers, one track connector plate, two end stops, floor guides, spacers, anti-jump discs, mounting hardware, and installation instructions

Fluted track sets include: 1 two-piece track, 2 hangers, a track connector, anti-jump discs, end stops, floor guides, and fasteners

Textured matte black finish

For use with doors up to 75 lbs.
Fits 1-3/8" - 1-1/2" thick doors (not for use on 1-3/4" doors)




61116 / 61118



61316



61416



62106



63106

Sliding Barn Door Hardware Sets

Description	Model No.	Case Qty.	4 Satin Brass	10B Oil-Rbd. Bronze	15 Satin Nickel	19 Matte Black	32D Satin Stainless Steel
Barn Strap Set (flat track) for 36" Doors	61116	1	61116-4	61116-10B	61116-15	61116-19	61116-32D
Barn Strap Set (flat track) for 48" Doors	61118	1	61118-4	-	61118-15	61118-19	-
Wagon Wheel Set (flat track) for 36" Doors	61316	1	-	61316-10B	-	-	-
Top Mount Set (flat track) for 36" Doors	61416	1	-	-	61416-15	61416-19	-
Top Mount Set (round track) for 36" Doors	62106	1	-	-	-	62106-19	62106-32D
Fluted Track Set for 36" Doors	63106	1	-	-	-	63106-19	-



Barn Strap



Top Mount

- Ideal for closets and other bi-fold door applications
- Sets include hangers, hinges, one two-piece track, spacers, pivots, fasteners, silencer strips, and installation instructions

Bi-Fold Barn Door Hardware Sets

Description	Model No.	Case Qty.	19 Matte Black
Barn Strap Set for 60" Openings	64105	1	64105-19
Barn Strap Set for 72" Openings	64106	1	64106-19
Top Mount Set for 60" Openings	64205	1	64205-19
Top Mount Set for 72" Openings	64206	1	64206-19



Sliding Door Pulls

Description	Model No.	Case Qty.	4 Satin Brass	10B Oil-Rbd. Bronze	15 Satin Nickel	19 Matte Black	32D Satin Stainless Steel
6-1/2" Flush Pull	68001	10	-	68001-10B	-	68001-19	68001-32D
8" Flush Pull	68002	10	-	68002-10B	-	68002-19	68002-32D
10" Sliding Door Pull (9" CTC)	68003	10	68003-4	68003-10B	68003-15	68003-19	-
10" Bar Pull	68004	10	-	-	-	68004-19	68004-32D
8" Flush Pull / 12" Bar Pull Set	68005	10	-	-	-	68005-19	68005-32D
2-1/8" Round Pull	68006	10	-	68006-10B	68006-15	68006-19	68006-32D
6-1/2" Barn Pull	68007	10	68007-4	68007-10B	68007-15	68007-19	68007-32D
6-1/2" Barn Pull / Flush Pull Set	68008	10	-	-	-	68008-19	68008-32D
8-1/2" Flat Pull w/ Round Opening	68009	20	-	-	-	68009-19	68009-32D
8-1/2" Flat Pull w/ Square Opening	68010	20	-	-	-	68010-19	68010-32D
8-1/2" Flat Pull / 12" Round Bar Pull Set	68011	30	-	-	-	68011-19	68011-32D
8-1/2" Flat Pull / 12" Square Bar Pull Set	68012	30	-	-	-	68012-19	68012-32D

For ADA-compliant sliding door pulls, see page I-6.



Sliding Door Hangers w/ Fasteners (no track)

Description	Model No.	Case Qty.	10B Oil-Rbd. Bronze	15 Satin Nickel	19 Matte Black	32D Satin Stainless Steel
Barn Strap	69950	1	69950-10B	69950-15	69950-19	69950-32D
Wagon Wheel Strap	69951	1	69951-10B	-	-	-
Top Mount Strap (flat track)	69952	1	-	69952-15	69952-19	-



Sliding Door Accessories

Description	Model No.	Case Qty.	10B Oil-Rbd. Bronze	15 Satin Nickel	19 Matte Black	32D Satin Stainless Steel	BLK Black	GRY Gray
Connector Plate for Converging Flat Trk.	69911	10	69911-10B	69911-15	69911-19	69911-32D	-	-
Bypass Bracket for Flat Tracks	69913	10	69913-10B	-	69913-19	69913-32D	-	-
Sliding Door Latch	96614	40	69914-10B	-	69914-19	69914-32D	-	-
Soft Close Set for Flat Tracks	69915	10	-	-	-	-	69915-BLK	69915-GRY
Bypass Bracket for Wagon Wheel Sets	69916	10	69916-10B	-	-	-	-	-
Converging Plate for Round Tracks	69917	20	-	-	-	69917-32D	-	-
Flat Track Stop Sets	69922	1	69922-10B	69922-15	69922-19	69922-32D	-	-
Anti-Jump Discs	69923	1	-	-	-	-	69923-BLK	69923-GRY
24" Flat Track Extension Kit	69924	1	69924-10B	69924-15	69924-19	69924-32D	-	-
Track Stop Sets for Wagon Wheel Sets	69925	50	69925-10B	-	-	-	-	-
Universal Soft Close Set for Flat Tracks	69926	10	-	-	-	-	69926-BLK	-
Sliding Door Privacy Lock	69927	45	-	-	69927-19	69927-32D	-	-
Flat Track Connector for Track Extension	69928	10	69928-10B	69928-15	69928-19	-	-	-



Sliding Door Guides

Description	Model No.	Case Qty.	4 Satin Brass	15 Satin Nickel	19 Matte Black	WH White	BLK Black
Floor Guide Set (plastic)	69910	20	-	-	-	-	69910-BLK
Metal Mortise Guide (aluminum)	69918	10	-	-	-	-	69918-19
Floor Mount Metal Guide (aluminum)	69919	10	69919-4	69919-15	69919-19	-	-
Wall Mount Metal Guide (steel)	69920	10	69920-4	69920-15	69920-19	-	-
Adjustable Wall Mount Guide (plastic)	69921	10	-	-	-	69921-WH	-

Create a customized look with Custom Service sliding door hardware. Choose your hardware set and track length. Each set includes all of the hardware necessary for a single-door setup on a 6' track. 8' tracks require an additional track bracket of the appropriate length. CSH sliding door hardware is rated for 250-pound doors (per pair of rollers).




To order:

1. Choose your hardware set.
2. Choose your track length (listed below). Note: 8' track lengths require an additional bracket (not included with hardware set).
3. Add a 1/4-20 NC HCS tap if you don't have one. (It's used to thread the ends of the track for the rail end caps.)

American-Made Quiet Glide Rolling Barn Door Sets


Description	Model No.	Case Qty.	Black	Oil-Rubbed Bronze	Satin Nickel
Round Stick Short Bracket Set (fits 3/4" - 1-1/2" thick doors)	QG.1310.RS	1	RD13881	RD13882	RD13883
Round Stick Long Bracket Set (fits 1-1/2" - 2-1/4" thick doors)	QG.1300.RS	1	RD13878	RD13879	RD13880
Horseshoe Short Bracket Set (fits 3/4" - 1-1/2" thick doors)	QG.1310.HS	1	RD13887	RD13888	RD13889
Horseshoe Long Bracket Set (fits 1-1/2" - 2-1/4" thick doors)	QG.1300.HS	1	RD13884	RD13885	RD13886
Hook Short Bracket Set (fits 3/4" - 1-1/2" thick doors)	QG.1310.HK	1	RD13899	RD13900	RD13901
Hook Long Bracket Set (fits 1-1/2" - 2-1/4" thick doors)	QG.1300.HK	1	RD13896	RD13897	RD13898
Top Mount Short Bracket Set (fits 3/4" - 1-1/2" thick doors)	QG.1310.TM	1	RD13905	RD13906	RD13907
Top Mount Long Bracket Set (fits 1-1/2" - 2-1/4" thick doors)	QG.1300.TM	1	RD13902	RD13903	RD13904
Stick Short Bracket Set (fits 3/4" - 1-1/2" thick doors)	QG.1310.ST	1	RD13911	RD13912	RD13913
Stick Long Bracket Set (fits 1-1/2" - 2-1/4" thick doors)	QG.1300.ST	1	RD13908	RD13909	RD13910
Vista Short Bracket Set (fits 3/4" - 1-1/2" thick doors)	QG.1310.V	1	RD13917	RD13918	RD13919
Vista Long Bracket Set (fits 1-1/2" - 2-1/4" thick doors)	QG.1300.V	1	RD13914	RD13915	RD13916

1" diameter
Can be trimmed



Track Rails, Accessories, & Parts for Quiet Glide Barn Door Sets

Description	Model No.	Case Qty.	Black	Oil-Rubbed Bronze	Satin Nickel	Not Finish Specific
6' Track Rail	QG.4006	1	RD02085	RD02086	RD02087	-
8' Track Rail	QG.4008	1	RD02081	RD02083	RD02084	-
NC HCS Tap	QG.TAP.1420	1	-	-	-	RD02106
Splice Kit	QG.41	1	-	-	-	RD02082
Converging / Bi-Parting Door Stop	QG.402	1	RD02404	RD02403	RD02402	-
Dome Center Guide	QG.1301	1	RD02063	RD02062	RD02061	-
Long Bracket (for 1-1/2" - 2-1/4" thick doors)	QG.201	1	RD02091	RD02092	RD02093	-
Short Bracket (for doors up to 1-1/2" thick)	QG.203	1	RD02094	RD02095	RD02096	-
1-7/8" Universal Guide / Stop (for use w/ short brackets)	QG.1306.01	1	RD02077	RD02076	RD02075	-
2-1/2" Universal Guide / Stop (for use w/ long brackets)	QG.1306.02	1	RD02080	RD02079	RD02078	-



- Single doors up to 200 lbs. with soft close installed
- 400 lbs. without soft close installed
- Accommodates openings up to 36"
- Single doors 1-3/8" and 1-3/4" thick

Interior Barn Door Hardware Kits

Description	Model No.	Case Qty.	Brushed Gold	10B Oil-Rbd. Bronze	15 Satin Nickel	19 Matte Black
72" Designer Kit w/ Soft Close	927	1	N700-006	-	-	N700-005
72" 2-Piece Classic Kit (2-pc.)	928	1	-	-	N700-002	N700-003
96" Classic Kit (2-pc.)	928	1	-	-	-	N700-004
72" 2-Piece Kit	929	1	-	-	-	N700-001
72" Barn Strap Kit	920	1	-	-	N186-966	-
48" Barn Strap Mini Kit	942	1	-	N186-902	-	-
48" Top Mount Mini Kit	940	1	-	N186-900	-	-



- For use on single, bi-parting or bypassing wooden doors
- Adds privacy and prevents door from being opened
- Includes emergency release to prevent being locked in or out
- Accommodates single doors 1-3/8" to 1-3/4" thick
- Can be installed from either side of the door

Interior Barn Door Pulls & Accessories

Description	Model No.	Case Qty.	Brushed Gold	10B Oil-Rbd. Bronze	15 Satin Nickel	19 Matte Black	32D Satin Stainless Steel
12" Madison Pull	V1001	2	N700-102	-	N700-101	N700-100	-
10" Charleston Pull	V1000	2	N700-109	N187-010	N187-012	N700-108	-
8" Flush Pull	V1012	2	-	-	N187-024	-	N187-030
8" Troy Pull	V1002	2	N700-105	-	N700-104	N700-103	-
4" Privacy Hook	V1020	5	N700-154	N187-034	N187-036	N700-153	N187-042
Privacy Lock	V1045	3	N700-152	-	N700-151	N700-150	-



Interior Barn Door Parts

Description	Model No.	Case Qty.	Brushed Gold	10B Oil-Rbd. Bronze	15 Satin Nickel	19 Matte Black	Gray
Flat Track Connecting Adapter	V980	3	N700-107	-	N187-003	N700-106	-
24" Track Extension	954	2	-	-	N187-062	-	-
Barn Strap Hangers 2/pk	1040	2	-	N187-070	N187-072	-	-
Soft Close Kit 2/pk	V1060	2	-	N187-080	N187-082	N700-112	-
Single Floor Guide	V1070	2	-	-	-	-	N187-090
Double Floor Guide	V1072	2	N700-113	N187-092	-	N700-114	N187-094
Bypass Bracket	1080	2	N700-116	-	-	N700-115	-



- Designed for bi-fold doors at least 1" thick
- Surface mount - no mortising required

V530



V535



V535

- Designed to use on chests, cabinets, small doors
- Surface mount - no mortising required

Bi-Fold Door Hinges

Description	Model No.	Case Qty.	3 Polished Brass	10B Oil-Rbd. Bronze	15 Satin Nickel
3" (9 lb. SWL) 2/pk	V530	5	N146-951	N830-434	N830-433
3" (25 lb. SWL) 2/pk	V535	5	N244-780	N830-436	N830-435
3-1/2" (30 lb. SWL) 2/pk	V535	5	N244-806	N830-438	N830-437
4" (38 lb. SWL) 2/pk	V535	5	N244-822	-	-



Ample in-out lateral adjustment for door alignment
Removable ramps included

Swing N Stay Cafe Door Hinge

Description	Model No.	Case Qty.	3 Polished Brass
50 lb. SWL	V130	4	N173-823

Additional National Hardware items can be found online at shop.jeskehardware.com.



KNAPE & VOGT.



1062



1068

3/4" hole needed
Quick install - no mortising
Fits 1-3/8" - 1-3/4" door



1064

3/4" hole needed
Two keys supplied with each lock
Fits 3/4" - 1-3/8" door

Keyed Door Locks

Retail Pack

Description	Model No.	Case Qty.	3 Polished Brass	10 Dark Bronze	26D Satin Chrome
Folding Door Lock	CD1064 KD	5	ST10641	KV36252	KV34467
Sliding Door Lock	CD1068 KD	5	ST01068	KV36258	ST41068

Polybagged

Description	Model No.	Case Qty.	26D Satin Chrome
Folding Door Lock	PB1064 KD	5	KV34472
Sliding Door Lock	PB1068 KD	5	-

Boxpack

Description	Model No.	Case Qty.	3 Polished Brass	26D Satin Chrome
Pocket Door Lock	BX1062 KD	5	ST10621	ST10624



FU-6282



- Use to mount 3" - 3-1/2" newel post
- Installation holes for center or off center post placement



FU-6283



- Use on finished floors, stairs, ceramic tile, and concrete
- Ceramic: Drill 1/2" diameter clearance hole
- Concrete: 3/8" concrete anchor may be substituted
- 2-3/8" x 2" x 2-5/8" metal plate



FU-6284



- Oak/Beech wood plug included
- Two member system for easy installation
- Radius washer for extra strength



FU-6286



- For round newel posts and balusters
- One 1/4" x 3-1/2" screw with center stop
- Six 1/4" x 2 1/2" screws for balusters

Newel Post Fasteners

Description	Model No.	Case Qty.	Not Finish Specific
EZ Lock Fastener	FU-6282	12	FA6282
KeyLock Fastener	FU-6283	12	FA6283
ThreadLock Fastener	FU-6284	12	FA6284
DowelLock Fastener	FU-6286	12	FA6286



Screw fastens balusters securely to stair treads and floors

Baluster Locks

Description	Model No.	Case Qty.	Not Finish Specific
1/4" x 2" 24/pk	FU-6281	12	FA6281
5/16" x 2-1/2" 48/pk	FU-6291	12	FA6291



Drill attachment for Baluster Lock and Dowel Lock screws

Spin Drivers

Description	Model No.	Case Qty.	Not Finish Specific
1/4" x 2" for 6286 / 6281	FU-6289	12	FA6289
5/16" x 2" for 6291	FU-6292	12	FA6292



Handrail to post attachment

Handrail Fasteners

Description	Model No.	Case Qty.	Not Finish Specific
Mini Lock 2/pk	FU-6287	12	FA6287



Joining handrails to fittings and newel posts

Rail Bolts

Description	Model No.	Case Qty.	Not Finish Specific
Rail Bolt 2/pk	FU-6288	12	FA6288



201

- 1/4" x 2" kits with aluminum driver
- Additional fasteners sold separately



202

Baluster Fasteners

Description	Model No.	Case Qty.	Not Finish Specific
1/4" x 2" Kit w/ Driver	201	20	BS00201
1/4" x 2" Fasteners 20/pk	202	20	BS00202

Includes two species of wood plugs



301



302

Rail & Post / Rail-Bolt Fasteners

Description	Model No.	Case Qty.	Not Finish Specific
Rail & Post w/ Plugs	301	20	BS00301
Rail-Bolt w/ Plugs	302	20	BS00302



101



501

3/16" thick for optimum strength
Included hardened screws

Newel Post & Plate Fasteners

Description	Model No.	Case Qty.	Not Finish Specific
SURE-TITE w/ Oak & Maple Plugs	101-MO SURE	10	BS101
SURE-TITE	101	10	BS01010
SURE-TITE w/ Oak, White Oak & Maple	101-WOM	10	BS10102
Plate Fastener	501	20	BS00501



17004: 3-3/8" post size
17005: 4-3/8" post size
17006: 5-1/4" post size

Quick-Mount Porch Post Fasteners

Description	Model No.	Case Qty.	Not Finish Specific
4"	17004	10	BS17004
5"	17005	10	BS17005
6"	17006	10	BS17006



Better traction for stair steps
9-1/8" x 24"

Stair Treads

Description	Model No.	Case Qty.	Black
9-1/8" x 24" Vinyl	75556	24	MD75556



- Heavy duty door sweep seals gaps
- Fits doors up to 36" wide
- Seals gap up to 3/4" high
- Material: Aluminum



05389

Fits doors up to 36" wide
Seals gap up to 1-1/2" high



05090

Fits doors up to 36" wide
Seals gap up to 1-1/4" high
Material: Aluminum



05629

- Rigid vinyl with soft sweep
- Sticks to all doors
- Compensate for carpet or uneven doors
- Seals gap up to 1 - 1/2" high



05603

Door Sweeps

Retail Pack

Description	Case Qty.	Aluminum	Bronze	White	Satin Nickel	Brown
36" HD Aluminum & Vinyl	6	MD05389	MD05652	MD05769	MD48996	-
48" HD Aluminum & Vinyl	6	MD05413	-	-	-	-
Single Fin Aluminum & Vinyl	6	MD05090	MD05173	-	-	-
Self-Adhesive (brown)	24	-	-	⊕	-	MD05603
Economy Aluminum & Vinyl	6	MD05629	-	-	-	-

Automatic Door Sweeps

Retail Pack

Description	Case Qty.	Bronze
36" Flex-O-Matic	6	MD07153



MD07153

- Fits doors up to 36" wide
- All season protection against drafts, moisture, dust, and insects
- Material: Vinyl

Seals gap up to 1 - 5/8" high
Material: Aluminum



MD06155

Fits both 1 - 3/8" and 1 - 3/4" doors
Material: Aluminum



MD06015

Great for steel doors
Fits most 1 - 3/4" doors
Material: Vinyl



MD05991

Fits variety of 1 - 3/4" steel/wood doors
Fits most 1 - 3/4" doors



MD82586

Fits Pease style doors
Provide weathertight seal
Seals gaps to 1/2" high



MD82594

Door Bottoms


Retail Pack

Description	Case Qty.	White	Dark Bronze	Satin Nickel	Aluminum	Brown	Beige
36" U-Shaped w/ Drip Cap	6	MD06403	MD06197	MD49000	MD06155	-	-
36" L-Shaped w/ Drip Cap	6	⊕	MD06056	MD48998	MD06015	-	-
36" U-Shaped w/ Vinyl Fins	6	MD06528	-	-	-	MD05991	-
36" Replacement w/ Fins	6	-	-	-	-	MD82586	-
35-13/16" Pease	6	-	-	-	-	-	MD82594


Wall Base



Description	Black	Brown	Almond	Desert Beige	White	Silver Gray
4" x 20' Adhesive Back	MD93146	MD93161	MD93229	MD93187	MD93203	MD93245
4" x 4' Vinyl Non-Adhesive (dry back)	MD75218	MD75234	MD75275	MD75259	MD75317	MD75291
2-1/2" x 4' Vinyl Non-Adhesive (dry back)	MD75598	MD75614	MD75630	MD75655	MD75697	MD75671
4" x 120' Bulk Vinyl Non-Adhesive (dry back)	MD75457	MD75465	MD75481	MD75473	MD75507	MD75499



- Vinyl caulking feet seal bottom of threshold
- Width: 3 - 3/4"
- Height: 3/4"
- Material: Aluminum with Vinyl insert



- Replacement vinyl inserts for thresholds
- Fits M-D-L & U shaped door bottoms
- Material: Vinyl

Metal Thresholds

Retail Pack

Description	Case Qty.	Dark Bronze	Satin Nickel	Aluminum
36" Deluxe Low w/ Vinyl Seal	6	MD10116	MD49004	MD08102
72" Deluxe Low w/ Vinyl Seal	6	-	-	MD08151
36" High w/ Vinyl Seal	6	MD10017	MD49006	MD08029
72" High w/ Vinyl Seal	6	-	-	MD08078
36" Low Mini w/ Vinyl Seal	6	-	-	MD08243
36" Low w/ Vinyl Seal	6	-	-	MD08383
36" Saddle w/ 1-3/4" Flat Top	6	-	MD49010	MD11056
36" Saddle w/ Low Dome Top	6	-	-	MD11205
36" High w/ Vinyl Seal	6	-	-	MD08409
36" Low w/ Vinyl Seal	6	-	-	MD08748
36" Low Bumper 3/4"	6	-	-	MD08599
36" Adjustable w/ Vinyl Seal	6	✱	✱	MD08664
36" HD 4" Fluted Top	6	-	-	MD11502
36" Fluted Top	6	-	-	MD08763

Inserts for Thresholds & Door Bottoms

Retail Pack

Description	Case Qty.	Gray	Bronze
36" for Premium Thresholds	6	MD13219	-
36" for X or XH Thresholds	10	MD13417	-
36" for XX, XXH, EAL, EAH	10	MD13466	-
36" for U & L Door Bottoms	10	MD06304	-
36" for Adjustable Thresholds	6	MD13524	-
36" for Deluxe Thresholds	6	MD43824	-
72" for Deluxe Thresholds	6	MD43826	-
36" for Low / High Thresholds	10	-	MD13565



Hardwood Thresholds

Retail Pack

Description	Case Qty.	Unfinished
36" Low	6	MD11742
72" Low	6	MD11874
36" High	6	MD11767
36" Low w/ Vinyl Seal	6	MD11783
36" High w/ Vinyl Seal	6	MD11809

- Provides durable residential threshold
- Low thermal transfer helps save energy
- Width: 3-1/2"
- Height: 3/4"



- All season protection - weather tight seal
- 1-1/8" x 4-9/16" aluminum & hardwood
- Adjustment to 1-3/8" - slope 5 degrees

Hardwood Sills

Retail Pack

Description	Case Qty.	Mill
36" Inswing	6	MD76265



- Durable aluminum transitions with matching fasteners
- Covers seam and protects floor edges
- Includes pre-drilled holes and fasteners

Smooth Carpet Trim

Retail Pack

Description	Case Qty.	Polished Silver	Satin Brass
1-3/8" x 36" Screw Nails	6	MD66092	MD72074



MD03541



MD63602



MD02550



MD78196

- Polypropylene with adhesive back
- V-Shaped plastic weatherstrip for sealing doors/windows
- Easy to install

Flexible Weatherstrip

Retail Pack

Description	Case Qty.	Brown	White
7/8" x 17' V-Flex	12	MD03541	MD03525
17' D Profile All-Climate (for large gaps)	12	MD63602	☒
17' P Profile All-Climate (for medium gaps)	12	MD02550	☒
1/2" x 17' Vinyl Gasket	6	MD78196	MD78394



MD87981



MD91850



MD91868

- All season protection
- Compression weatherstrip conforms to irregularities
- Saves energy

Compression Weatherstrip

Retail Pack

Description	Case Qty.	Brown	White	Bronze
36" x 84" w/ Primed Wood Stop	6	MD91884	MD87981	-
36" x 84" w/ Aluminum Stop	6	-	MD91850	MD87783
81" Compression Replacement (vinyl)	20	MD87767 ★	MD91868 ★	-

Universal Weatherstrip Sets

Description	36" x 84"
Aluminum (nails)	MD01040
Aluminum (screws)	MD01073
Bronze (screws)	MD01156
White (screws)	MD01958
Satin Nickel (screws)	MD49002



Magnetic Weatherstrip Sets

Description	36" x 82"
Beige (for steel doors)	MD01610





- Stops condensation on cold pipes to prevent water damage
- Blocks heat loss or gain
- Use on hot or cold pipes

Tube Pipe Insulation

Polybag

Description	Case Qty.	Black
1/2" x 3' 4/pk	24	MD50140
3/4" x 3' 4/pk	18	MD50142
1" x 3' 4/pk	14	MD50144



MD06619

Tough sponge rubber ensures long-lasting seal
Prevents drafts and noise
High density, self-adhesive

Premium Sponge Rubber Weatherstrip

Retail Pack

Description	Case Qty.	Black
3/8" x 1/2" x 10'	12	MD06619
3/8" x 3/4" x 10'	12	MD06635



MD02238

- Closed-cell PVC foam
- Self-adhesive weatherproofing foam tape
- Eliminates air and moisture leaks

Foam Tape

Retail Pack

Description	Case Qty.	Gray	White	Brown
1/8" x 1/4" x 17' (high density closed cell)	12	MD02238	-	-
3/16" x 3/8" x 17' (high density closed cell)	12	MD02253	MD02733	MD02790
1/4" x 1/2" x 17' (high density closed cell)	12	MD02279	♻️	♻️
3/8" x 1/2" x 10' (high density closed cell)	12	MD02295	-	-
1/2" x 3/4" x 10' (high density closed cell)	12	MD02311	-	-
3/16" x 3/8" x 17' (low density open cell)	12	MD02055	-	-
1/4" x 1/2" x 17' (low density open cell)	12	MD02071	-	-
3/8" x 1/2" x 17' (low density open cell)	12	MD02097	-	-
1/2" x 3/4" x 17' (low density open cell)	12	MD02113	-	-



MD02055

- Self-adhesive
- Resilient open-cell foam tape
- Compresses flat to form a tight seal



- 1/2" thick fiberglass insulation
- Includes plastic wrap to provide moisture barrier
- Reflects heat

Fiberglass Pipe Wrap

Retail Pack

Description	Case Qty.	Yellow
3" x 25'	24	MD04929



Use in pavement cracks, wall joints, and foundations
Fills gaps to prevent drafts

Backer Rod

Retail Pack

Description	Case Qty.	Gray
3/8" x 20'	12	MD71464
1/2" x 20'	12	MD71480
5/8" x 20'	12	MD71506



Camper Seal Self-Adhesive Foam Tape

Retail Pack

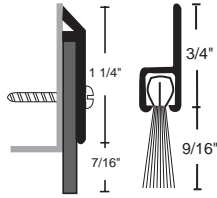
Description	Case Qty.	Gray
3/16" x 1-1/4" x 30'	12	MD02352



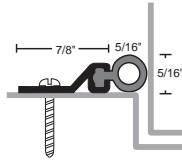
Expand 'n Seal Compressible Waterproof Foam Tape

Retail Pack

Description	Case Qty.	Black
1" x 13'	6	MD03100



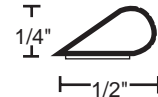
200NA-36 C607A-36



160S



160SDKB



5050B

- UL 10C / UL 10B classified on wood doors up to 90 min.
- UL 10C / UL 10B classified on metal doors up to 3 hr.
- UL classified category H
- ANSI/BHMA certified
- Brush sweep includes #6 x 3/4" stainless steel sheet metal screws

- BHMA Certified to ANSI/BHMA A156.22 performance tests for heat, cold, air infiltration and smoke infiltration
- Excellent flexibility and memory
- Flame and moisture resistant
- #6 x 3/4" stainless steel sheet metal screws furnished
- Screw holes slotted for adjustment

- BHMA Certified to ANSI/BHMA A156.22 performance tests for heat, cold and air infiltration
- Self-Adhesive
- Excellent flexibility and memory
- Flame and moisture resistant
- 1/2" wide x 1/4" tall

Sweeps




Description	Model No.	Aluminum
36" x 7/16" Neoprene	200NA-36	NG20136
36" x 9/16" Brush	C607A-36	NG20236

Silicone Gaskets

Description	Model No.	Brown
17' x 1/2" Self-Adhesive	5050B17	NG40517
21' x 1/2" Self-Adhesive	5050B21	NG40521

Silicone Perimeter Seal Sets

Description	Model No.	Aluminum	Dark Bronze
36" x 84"	160S-36	NG4013684	NG1600917
72" x 84"	160S	NG4017284	♻️



Thresholds

Description	Model No.	36"	48"	72"
Aluminum (6" x 1/2")	426	NG4260636	NG4260648	NG4260672
Aluminum (5" x 1/2")	425	NG70136	NG4250648	NG70172
Aluminum (5" x 1/4")	513	NG5130636	♻️	NG5130672



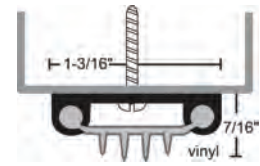
16A

- Aluminum alloy 6063, T5 temper
- 2-1/2" wide x 1-1/2" tall
- BHMA certified to ANSI/BHMA A156.22 performance tests for heat and cold
- #6 x 3/4" stainless steel SMS furnished
- Screw holes slotted for adjustment
- Anodized aluminum



220NA

- BHMA certified to ANSI/BHMA A156.22, 1,000,000 cycle test-grade
- BHMA certified to ANSI/BHMA A156.22 performance tests for heat and cold
- Mounts on push side of door
- Use with a threshold for maximum sealing capability
- 36" and longer may be cut up to 4" in the field
- End caps furnished standard
- Door bottom is handed. Right hand supplied unless specified
- Field reversible
- 7/8" max drop
- Black neoprene and anodized aluminum



312V


- Aluminum alloy 6063, T5 temper
- Thermoplastic polymer: PVC formulated with an environmentally-friendly, bio-based plasticizer
- Flame and moisture-resistant
- #6 x 3/4" stainless steel SMS furnished
- Screw holes slotted for adjustment
- Gray vinyl
- Mill aluminum

Rain Drip Guard

Description	Model No.	40"	52"
Aluminum (2-1/2" x 1-1/2")	16A	NG160640	NG160652

Door Bottoms & Door Shoes

Description	Model No.	36"	48"
Aluminum Bottom (2-1/4" x 19/32")	220NA	NG2200636	NG2200648
Aluminum Finned Shoe (1-3/16" x 7/16")	312V	NG3120636	NG3120648



- Designed to help prevent injury to fingers accidentally placed in the hinge area of a door
- Durable "endless cycle" spring mechanism
- Fire-resistant woven polyethylene fabric
- Not field sizable
- Mounts on push side of door
- Suitable for doors swinging up to 180 degrees
- #6 x 1/2" Tek self-drilling screws furnished
- Fire rated up to 3 hours metal doors, 1 hour wood doors
- Aluminum clear anodized w/ white polyethylene

Finger Guards

Description	Model No.	82"
Aluminum (for 7' openings)	2248A	NG22480682



Sash Plate: 2-1/4" x 1"
Sill Plate: 1-3/4" x 3/4"

CSA10U



Sash Plate: 2-1/4" x 1"
Sill Plate: 1-3/4" x 1"

CSA12HD



Sash Plate: 2-1/4" x 1"
Sill Plate: 1-3/4" x 3/4"

CSA12U



3/8" diameter

FCA12U



CSA13U

Casement Adjusters

Description	Model No.	Case Qty.	10B Oil-Rbd. Bronze	15 Satin Nickel	19 Matte Black
10" Stay Adjuster	CSA10U	10	DT23580	DT23620	DT23650
12" Heavy-Duty Stay Adjuster	CSA12HD	10	DT23760	DT23780	DT23810
12" Stay Adjuster	CSA12U	10	DT23920	DT23960	DT23990
12" Friction Adjuster	FCA12U	1	DT47111	DT47112	DT47114
13" Colonial Stay Adjuster	CSA13U	10	DT24062	DT24063	DT24065



14U

Material: Steel



07U

Material: Solid Brass
Center to Center: 2"



9U


Material: Solid Brass
Center to Center: 2- 1/8"

Window Lifts & Sash Locks

Description	Model No.	Case Qty.	3 Polished Brass	10B Oil-Rbd. Bronze	15 Satin Nickel	19 Matte Black	26 Polished Chrome
1-5/8" x 1-1/2" Lift	WL14U	20	DT47916	DT47913	DT47914	-	DT47915
1" x 2-5/8" Sash Lock	WL07U	25	⊗	DT41000	DT41020	DT41050	DT41060
1-1/8" x 3" Sash Lock	WLS9U	15	⊗	DT41200	DT41220	DT41250	DT41260



3058U



3178U

Designed to latch two shutter doors
Can be used on furniture with small doors
Material: Solid Brass

Shutter Bar / Door Latches

Description	Model No.	Case Qty.	3 Polished Brass	5 Antique Brass	10B Oil-Rbd. Bronze	15 Satin Nickel	15A Antique Nickel	26 Polished Chrome	26D Satin Chrome
1-1/8" Latch	SB3058U	1	DT47351	DT47352	DT47353	DT47354	DT47355	DT47356	DT47357
1-3/8" Latch	SB3178U	1	DT47359	DT47360	DT47361	DT47362	DT47363	DT47364	DT47365



80U

Swing limiter designed for small windows or cabinet doors
Material: Solid Brass



82U

- Chain limits the opening of bottom-hinged windows and small doors
- Material: Steel
- Packed in polybag with mounting hardware

Transom Catches & Chains

Description	Model No.	Case Qty.	10B Oil-Rbd. Bronze	15 Satin Nickel	19 Matte Black
1-5/8" x 2-1/4" Catch	TC80U	10	DT47942	DT47943	DT47945
12" Chain	TC82U	1	-	DT47898	-



Includes strikes
Material: aluminum

066A



Material: aluminum

07A

Casement Fasteners & Window Locks

Description	Model No.	Case Qty.	3 Polished Brass	5 Antique Brass	10B Oil-Rbd. Bronze	14 Polished Nickel	92 Satin Aluminum
Casement Fastener	066A	10	IV72061	IV72062	IV72059	IV72060	IV72063
Window Lock	07A	20	IV07456	-	☼	☼	☼



34901

- Latch base measures 2" x 1-1/16"
- Mortise strike measures 2-1/2" x 5/8"
- Surface strike measures 2" x 1/2"
- Large rim strike measures 2" x 1-3/4"



34905



34906

Casement Fasteners

Description	Model No.	Case Qty.	3 Polished Brass	11P Vintage Bronze	15 Satin Nickel
Latch w/ 3 Strikes	34901	25	34901-3	34901-11P	34901-15
Latch w/o Strike	34905	25	34905-3	34905-11P	34905-15
Large Rim Strike	34906	25	34906-3	34906-11P	34906-15



30026



30007

15/16" x 2-5/8" base
5/8" x 2-5/8" strike

Sash Locks & Lifts

Description	Model No.	Case Qty.	3 Polished Brass	5 Antique Brass	11P Vintage Bronze	15 Satin Nickel	19 Matte Black	WH White
Sash Lift (3-3/8" CTC; 3-3/8" OAL)	30026	25	30026-3	30026-5	30026-11P	30026-15	30026-19	-
Sash Lock	30007	25	-	30007-5	30007-11P	30007-15	30007-19	30007-WH

Product Index

A

Access ControlD-1-D-8
 Alarms..... L-8
 Anchor Shackles..... N-20
 Angles..... N-23
 Angle Ties N-1
 Automatic Operators J-1

B

Backer RodU-4
 Ball Rack..... G-9
 Baluster Locks T-1-T-2
 Bar Holders N-4
 Barn Door Hardware..... S-1-S-5

Bath Hardware E-1-E-8

Toilet Paper Dispensers..... E-8
 Bi-Fold Door Hardware S-1

Bins G-5
 BlueThing2 A-8

Bolts

barrel..... H-12, N-15
 cane..... N-15
 chain N-14
 Dutch H-12
 eye N-16
 flush H-7, H-12, H-17
 UL I-3
 foot N-14
 mortise H-12
 pocket door SC-46
 rail T-1-T-2
 sliding N-14
 spring..... N-14
 strap I-4
 surface H-6, H-12, H-17, H-18
 UL I-3
 U N-17

Bottle Opener H-22

Braces

chair F-12
 corner..... N-2-N-5
 strap N-2

Brick Hanger..... O-2

Brinks N-25

Bumpers..... F-14

Butt Markers K-9

C

Cabinet & Furniture Hardware..... F-1-F-14

Cabinet Locks..... F-9
 Cam Locks F-11
 Carpet Trim U-3
 Casement Adjusters..... V-1
 Casement Fasteners..... V-2
 Catches
 ball H-6, H-16

ball tension F-9
 friction F-8
 magnetic F-9
 roller..... H-6, I-4-I-5
 strikes H-10
 transom..... V-1

Chest

handles F-12
 hinges..... F-13

Clamps

wire cable..... N-19

Clevis

hooks..... N-20
 links N-20

Closet Culture..... G-6-G-7

Closet Hardware

accessories..... G-6
 Kits G-6
 Max Duty G-1

Closet & Organization G-1-G-14

Closet Poles..... G-1, G-4, G-7
 adjustable..... G-4, G-8, G-11
 wood..... G-4
 Cold Shut..... N-21

Commercial Door Hardware..... I-1-I-6

Commercial Door Locks..... C-1-C-18

Corners F-12
 Crash Chains..... Q-2, Q-3, R-5
 Cylinders..... B-6
 mortise B-6, L-6, L-8
 rim B-6, L-8-L-9

D

Deadlocks..... C-15, Q-4

Door

alarms L-8
 bottoms..... U-1, U-6
 chains..... Q-1
 closers J-1-J-9
 coordinators..... I-5
 cords D-6
 guards..... Q-3
 knockers..... H-7, H-20, H-24
 latches N-14
 reinforcers..... Q-1
 shoes U-6
 silencers I-3
 sweeps U-1, U-5
 thresholds..... U-2, U-5
 viewers H-8

Doorbell Buttons H-15, H-17

Door Closers..... R-2, R-6

Door Closers & Operators J-1-J-9

Door Hinges..... K-1-K-12

Door & Home Hardware..... H-1-H-26

Door Locks

deadbolts
 Baldwin.....

BW-1, BW-7-BW-8, BW-11, BW-14
 Dexter Commercial Hardware . C-5
 dormakaba C-9
 Kwikset..... KW-23-KW-25,
 KW-34-KW-36, C-11

Pamex C-15
 Safe Lock..... SL-4
 SchlageSC-36-SC-37, SC-45-SC-46,
 C-1, C-3-C-4

indicator C-3
 Stone Harbor Hardware
 SHH-3, SHH-8

Tell Manufacturing..... C-17
 Yale..... C-13
 indicator C-13

electronic

Alarm Lock..... C-11
 Baldwin..... BW-1
 Kwikset..... KW-1-KW-6
 Schlage SC-1-SC-4, SC-38, C-4
 Yale..... C-14, L-5

handlesets

Baldwin... BW-2, BW-5-BW-6, BW-12
 Kwikset KW-7-KW-11, KW-26-KW-27
 Schlage
 . SC-5-SC-6, SC-17-SC-19, SC-39
 Stone Harbor Hardware
 SHH-1, SHH-4

interconnects

dormakaba C-9

knobs

Baldwin..... BW-4, BW-8-BW-11
 Kwikset..... KW-16-KW-17,
 KW-21-KW-23, KW-32-KW-34,
 C-10

Safe Lock..... SL-4

Schlage . SC-9-SC-13, SC-15-SC-16,
 SC-24, SC-31-SC-35, SC-43-SC-
 44, SC-46, C-4

Stone Harbor Hardware SHH-3,
 SHH-6-SHH-8

Tell Manufacturing C-16, C-18

levers

Baldwin..... BW-2-BW-3, BW-7-BW-9,
 BW-13

Dexter Commercial Hardware.....
 C-5-C-6

dormakaba C-7-C-8

Hager..... C-12

Kwikset..... KW-12-KW-16,
 KW-18-KW-20, KW-28-KW-31,
 C-10-C-11

Pamex C-15

Safe Lock..... SL-2-SL-3

Schlage ... SC-6-SC-9, SC-14-SC-15,
 SC-20-SC-23, SC-25-SC-31, SC-
 40-SC-43, SC-46, C-1-C-2, C-4

Stone Harbor Hardware
 SHH-1-SHH-2, SHH-5-SHH-6

Tell Manufacturing C-16-C-17

Yale..... C-13-C-14

parts
 Baldwin.....
 BW-4, BW-11, BW-14, A-1-A-2
 dormakaba C-7-C-9
 Kwikset..... KW-37-KW-38, A-1-A-2
 Schlage A-3-A-4, C-2
 Stone Harbor Hardware SHH-9, A-4
 Tell Manufacturing C-18
 pocket KW-11
 keyed..... S-6
 round SHH-10
 square..... KW-11, SHH-11
 tall SHH-11
 rosettes
 Kwikset..... KW-36
 Drawer Locks F-12, F-14
 Drawer Slides F-10-F-11
 Dust Boxes A-7

E

Electric Strikes D-1-D-2, D-7-D-8
 Emergency Breaks D-6
 ENGAGE D-7
 Exit Control Locks L-8
Exit Devices L-1-L-9
 Starwheel..... L-3
 Exit Device Trims L-1-L-9
 Extension Springs M-1
 Eye Bolts..... N-16

F

Finger Guards U-6
 Finials K-2
 Flag Pole Bracket H-22
 Foam Tape..... U-4
 Folding Door Hardware S-1
 Furniture Anti-Tip Kit..... F-12
 Furniture Hardware F-12-F-14

G

Garage
 cables M-1
 door bottoms M-1
 extension springs..... M-1
 hinges..... M-1
 rollers M-1

Garage Hardware M-1

Gaskets..... U-5
 Gate Cables N-13
 Gate Casters N-13
 Gate Kits N-9
 anti-sag..... N-13
 Gate Latches..... N-12, N-13
 Gate Locks..... N-13
Gate & Utility Hardware N-1-N-25
 Glass Bead Kits..... L-1, L-4
 Grab Bars E-6-E-8
 swing-up E-7

H

Handleset Hole Cover SHH-9
 Handrail Brackets H-1, H-19-H-20, H-22
 Hangers O-1-O-3
 Hardwood Sills U-3
 Hasps N-18
 Hinge Chisels..... K-1
 Hinge Pin Caps K-4
 Hinge Pin Closers K-10
 Hinges
 bi-fold S-6
 butt marker..... K-9
 cabinet F-8
 cafe door S-6
 chest F-13
 commercial..... K-3, K-12
 continuous..... K-7, K-10
 continuous geared..... K-12
 decorative..... F-14
 door..... K-1-K-12
 adjustable spring..... K-7, K-10, K-12
 butt marker K-9
 chisel..... K-1
 commercial K-3, K-12
 continuous geared K-12
 decorative pins w/ caps K-4
 double-acting spring K-7, K-10
 finials K-2
 pin closer..... K-10
 screws..... K-8
 weldable K-11
 floor K-1
 garage..... M-1
 gate..... N-8-N-9, N-11, N-13
 piano..... K-7, K-10
 power transfer..... D-8
 screen door R-4, R-6
 strap N-6
 T N-7-N-8
 Hitching Rings N-19
 Hole Filler Plates..... Q-1
 Hook & Eyes N-11
 Hooks
 ceiling..... H-5, H-23
 clevis N-20
 clothesline G-13
 coat & hat H-5, H-18-H-19, H-23
 eye slip N-20
 locker H-5
 pegboard G-9, G-14
 picture hanging O-1
 plant P-1
 robe..... H-5, H-15, H-23
 S N-16
 tarp / rope N-19
 utility G-11, H-23
 vinyl G-12
 Hooks & Staples..... F-13
 House Numbers H-8-H-9, H-13

I

Installation Jig C-7
 Installation Kits..... B-3, B-5
 Interconnects C-9

J

Joist Hangers..... N-2
 Joist Ties N-1

K

Key Blanks B-1, B-6
 Key Gauges B-2, B-4-B-5
 Keying Tools B-2-B-6
 Installation Kits..... B-5
 Key Control..... B-3
 SmartKey..... B-3
 Key Kits..... B-3-B-4
 Key Machines B-5
 Keypads D-5
 Key Pins..... B-2
Keys & Keying Parts B-1-B-6
 Knobs
 bi-fold H-4
 cabinet F-3-F-9
 door..... KW-16-KW-17
 wood..... F-8

L

Lap Link..... N-22
Latches & Strikes A-1-A-8
 Latch Protectors Q-2-Q-3
 Locknetics D-1-D-6
 Locks
 cabinet F-9
 cam..... F-11
 drawer..... F-12
 garage..... M-1
 Locksets
 mortise Q-4
 rim Q-4
 Low Energy Operators..... J-1, J-7

M

Mag Locks..... D-3
 Mail Slots..... H-18, H-24
 Metal
 angles N-23
 sheet N-23
 tubes N-23
 Metal Rods N-23
 Mirror Holders..... O-1

N

Newel Post Fasteners T-1-T-2
 Nightlatches..... Q-4

P

Padlocks..... N-25
SmartKey..... N-25
Pads F-14
Patio Door Locks..... R-2
Pegboard..... G-9
Perimeter Seal Sets..... U-5
Picture Hanging Hardware .. O-1-O-3
Pintles..... N-5
Pipe Insulation..... U-4
Plant Hardware P-1
brackets..... P-1
chains..... P-1
hooks..... P-1
Plate Hangers O-2
Plates
corner..... N-5
hole filler..... Q-1
kick H-25
magnetic H-25
mending N-4
pull H-26
push..... H-26
scarQ-1

T N-4
wrap-around Q-2
Pocket Door Locks KW-11, SC-46,
SHH-10-SHH-11
keyed S-6
parts
Stone Harbor Hardware A-4
Pole Sockets..... G-1, G-5, G-11
Porch Post Fasteners T-2
Post Bases..... N-1
Power Supplies D-6
Project Kits..... H-21
Pulleys N-19
Pulls
cabinet F-1-F-7
door..... H-15
hands-free..... I-2-I-4
edge H-5, H-11, H-17
finger H-19
flush H-5, H-10-H-11, H-17, H-19
gate..... N-10
ladder H-15, H-16
ring F-12, H-11, H-17
screen door..... R-3
utility N-10
Pushbuttons..... D-4
Push Pins O-3

Q

Quick Links..... N-21

R

Rafter Ties N-1
Rail Bolts..... T-1-T-2
Rain Drip Guard..... U-6

Rim Locksets..... Q-4
Rods N-23
Rope & Chain Hardware... N-19-N-22
Rope Clamp Kits..... N-20
Rope Cleats N-19
Rope Loops..... N-20
Rubber Straps N-24

S

Safety & Security Hardware.Q-1-Q-4

Sash Lifts..... V-2
Sash Locks V-1-V-2
Scar Plates..... Q-1
Screen Door Grilles..... R-5
Screen Door Latches R-1, R-7

Screen & Storm HardwareR-1-R-7

Screw Eyes N-16
Screw Hooks..... N-5-N-6, N-16
Screws
cabinet hardware F-8
door hinge K-8
shelf bracket G-2, G-11
strike A-6-A-7

Security Pin..... Q-3
Self-Adhesive Pads..... F-14
Sheet Metal..... N-23
Shelf

brackets..... G-1-G-2, G-7, G-11
folding G-8
standards..... G-3, G-7-G-9

Shelves..... G-7
Shower Rods E-5
Shutter Latches..... V-1
Signs I-3

Sliding Door Hardware
decorative barn door ... S-1, S-4-S-5
locks
ADA I-6
pulls S-2, S-5
ADA I-6
Sliding Door Pin..... Q-3

Sliding & Folding Door Hardware S-1-S-6

Snap Fastener..... R-4
Snap Fasteners N-21
Snaps
boat N-22
bolts N-22
Spin Drivers..... T-1
Springs
gate..... N-13

Stair HardwareT-1-T-2

Stair Treads..... T-2
Stops
door..... H-2-H-4, H-10, H-14, H-17,
H-19-H-20, H-24, I-4
Fantom I-5
roller bumper I-5
floor H-14, H-24, I-1
hinge pin..... H-2

kick-down I-2, I-4
wall I-1, I-4
Storage Systems G-10
Storm Door Locks..... R-5
Straps N-1
Strikes A-5-A-8, C-9, C-18
commercial..... C-15
dust-proof..... I-2
electric D-1-D-2, D-7-D-8
extended..... A-6
Suction Cups..... O-2
Supports
drop-leaf..... F-12
folding F-12
friction lid F-12
shelf F-8, F-11, F-13
Switches
concealed D-4
touch..... D-5
wave D-5
Swivels..... N-22

T

Thresholds..... U-2, U-5
Thumb Tacks O-3
Tilt Bins..... G-5
Tire Racks..... G-10
Tite-Joint Fastener F-11
Toilet Paper Dispensers E-8
Touch Bars..... D-5
Transom Catches V-1
Transom Chains V-1
Tubes N-23
Turnbuckles N-17, R-2
Turn Buttons..... R-3

W

Wall Base U-1
Wall Bumpers I-4
Wall Hanging Tools..... O-3
Weatherization & Trim.....U-1-U-6
Weatherstripping..... U-3-U-4
Window Controls..... R-4
Window Hardware V-1-V-2
Window Lifts V-1
Window Locks..... V-2
Wire N-24
Wire Cable Clamps..... N-19
Wrap-Around Plates..... Q-2

We're always adding new products and brands. To see our current product offering, visit www.jeskehardware.com.



Brand Index

A & F Wood	webstore
Adams Rite.....	C-15, L-3
Alarm Lock.....	C-11
Albany Hardware.....	N-14
Baldwin.....	BW-1-BW-14, A-1-A-2, B-1, B-3, H-17-H-18, K-2
Brinks	N-25
CompX National	F-11
Custom Service Hardware.....	S-4
Deflecto	G-5
Deltana	SHH-11, F-9, H-11-H-16, H-25-H-26, I-4, K-1, Q-3, R-5, V-1
Detex.....	L-7-L-8
Dexter Commercial Hardware.....	C-5-C-6, J-3-J-4, L-2
Don-Jo Mfg.	A-8, H-10, H-26, I-3-I-4, Q-2
dormakaba.....	C-7-C-9, J-5, L-4
Falcon.....	L-3
Fasteners Unlimited	T-1
Hager.....	C-12, J-7, L-6
Harney.....	L-9
H.E.S.	D-8
Hyloft	G-10
Ilco	B-6, M-1, Q-4
Ives	SC-46, F-9, H-18-H-19, I-2, Q-1, V-2
Johnson Hardware.....	webstore
Keeper.....	N-21
Knappe & Vogt.....	F-10-F-11, G-6-G-9, S-6
Kwikset.....	KW-1-KW-38, A-1-A-2, A-7, B-1, B-3, C-10-C-11, N-25
LAB	B-2
LCN	J-1-J-2
Locknetics.....	D-1-D-6
MD Building Products.....	I-2, M-1, R-5, T-2, U-1-U-4
National Guard Products.....	U-5-U-6
National Hardware	KW-11, F-12-F-14, G-11-G-12, H-20-H-26, K-8-K-11, M-1, N-1-N-24, P-1, Q-3, R-2-R-6, S-5-S-6, V-2
Norton Rixson.....	J-8
Pamex	C-15, D-8, E-7, G-5, H-16, I-5, J-9-J-10, Q-3
Pemko	K-12
Perfect Products.....	A-8, H-10, N-13
Pro-Lok.....	B-5
Record (Entrematic)	J-7
Rockwood.....	I-5
SafeLock.....	SL-1-SL-4
Schlage	SC-1-SC-46, A-3-A-4, A-8, B-1, B-4, C-1-C-4
Stone Harbor Hardware	SHH-1-SHH-12, A-4-A-6, B-4, E-1-E-7, F-1-F-8, G-1-G-5, H-25-H-26, I-1-I-2, K-3-K-8, Q-1, V-2
Taymor.....	E-8
Tell Manufacturing	C-16-C-18, H-25-H-26, I-4, J-6, K-12, L-9
Trimco	H-16, I-6
Universal Building Systems	T-2
Von Duprin	D-7, L-1
Wright Products	R-6-R-7
Yale	C-13-C-14, L-5

We're always adding new products and brands. To see our current product offering, visit www.jeskehardware.com.

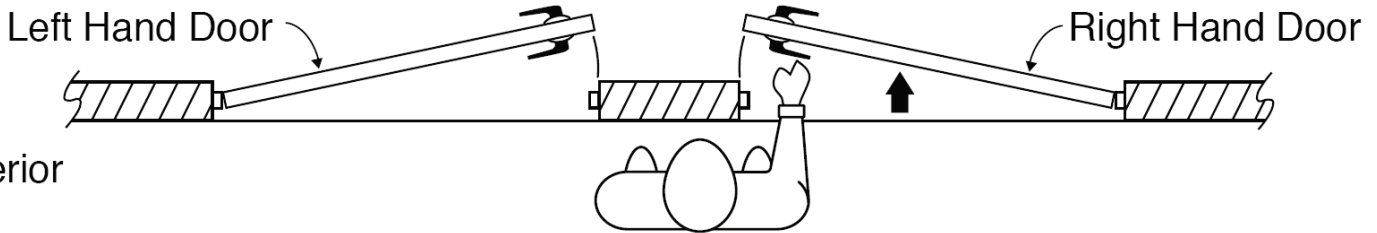
REFERENCE GUIDE

GENERAL DOOR LOCK INFORMATION

- Baldwin Reserve and Prestige locks (all functions) are packed with six-way adjustable latches and dual strikes (round and square corner). Baldwin Estate passage and privacy locks are stocked with 2-3/8" square corner latches. Baldwin Estate handlesets are stocked with adjustable square corner latches.
- Kwikset passage, privacy and entry locks are packed with six-way adjustable latches. Kwikset handlesets and deadbolts are packed with either round corner adjustable latches or square corner adjustable latches.
- Schlage mechanical (F series and J series) handlesets, entry locks and deadbolts are packed with triple-option (also known as six-way adjustable) latches. Schlage (F series and J Series) passage and privacy locks include dual-option (round corner and drive-in) adjustable latches. Schlage electronic locks include dual-option latches.
- Stone Harbor handlesets, deadbolts, interior trim packs and entry locks are packed with four-way adjustable latches (round corner and square corner). Stone Harbor passage and privacy locks include a six-way adjustable latch.
- Entry locks and deadbolts that are keyed alike are indicated as KA3 or K3. The number following the letters indicates the quantity of locks in the keyed alike group.
- We can key your lock order. The charge is **\$3.99 per cylinder** keyed for regular keying. Master keying is **\$5.99 per cylinder** keyed. **Key cuts are \$2.00** and include one key blank.

RESIDENTIAL DOOR HANDING

Interior



Exterior

LOCK ABBREVIATIONS

K3	Keyed Alike in groups of three
KD	Keyed Different (same as K1)
LH	Left Hand
LIP	Less Interior Trim Pack
RCAL	Round Corner Adjustable Latch
RCL	Round Corner Latch (fixed)
RFAL	Round Face Adjustable Latch
RFL	Round Face Latch (fixed)
RH	Right Hand
SCAL	Square Corner Adjustable Latch
SCL	Square Corner Latch (fixed)
SFL	Square Face Latch (same as SCL)
WFDL	Wide-Face Dead Latch (exterior)
WFPL	Wide-Face Plain Latch (interior)
WFL	Wide-Face Latch

FINISH CHART

Many products have a finish reference.
Use this chart to identify equivalent finish codes.

Description	BHMA	US/ANSI	Baldwin
Polished Brass	605 /632	3	003
Lifetime Brass	505	L03	
Satin Brass	608	4	044
Antique Brass	609	5	
Oil-Rubbed Bronze	613/640	10B	102
Venetian/Aged Bronze	716 /643e	11P	112
Satin Nickel	619/646	15	150
Antique Nickel	620	15A	152
Polished Nickel	618		141
Matte Black	622	19/514	190
Polished Chrome	625	26	260
Satin Chrome	626 /652	26D	264
Polished Stainless Steel	629	32	
Satin Stainless Steel	630	32D	
Distressed Nickel	621		
Distressed Oil-Rubbed Bronze			402
Dark Bronze			481
White Bronze			492

Satin is used interchangeably with the terms *Dull* and *Brushed*.
Nickel (Kwikset) and *Pewter (Schlage)* are interchangeable.
In Schlage and Stanley Commercial Hardware, 613 (oil-rubbed bronze) finishes are "living" finishes that will wear with use, revealing a light bronze finish underneath the darker bronze. 716 (aged bronze) and 11P (Venetian bronze) are stable finishes that will not change with use.

BALDWIN ESTATE

	A	B	C	D
Boulder (full escutcheon)	3-13/32"	5-1/2"	8-3/4"	18-1/32"
Boulder (3/4 escutcheon)	3-13/32"	5-1/2"	8-3/4"	18-23/32"
Minneapolis	2-3/16"	5-1/2"	7"	16"

BALDWIN RESERVE

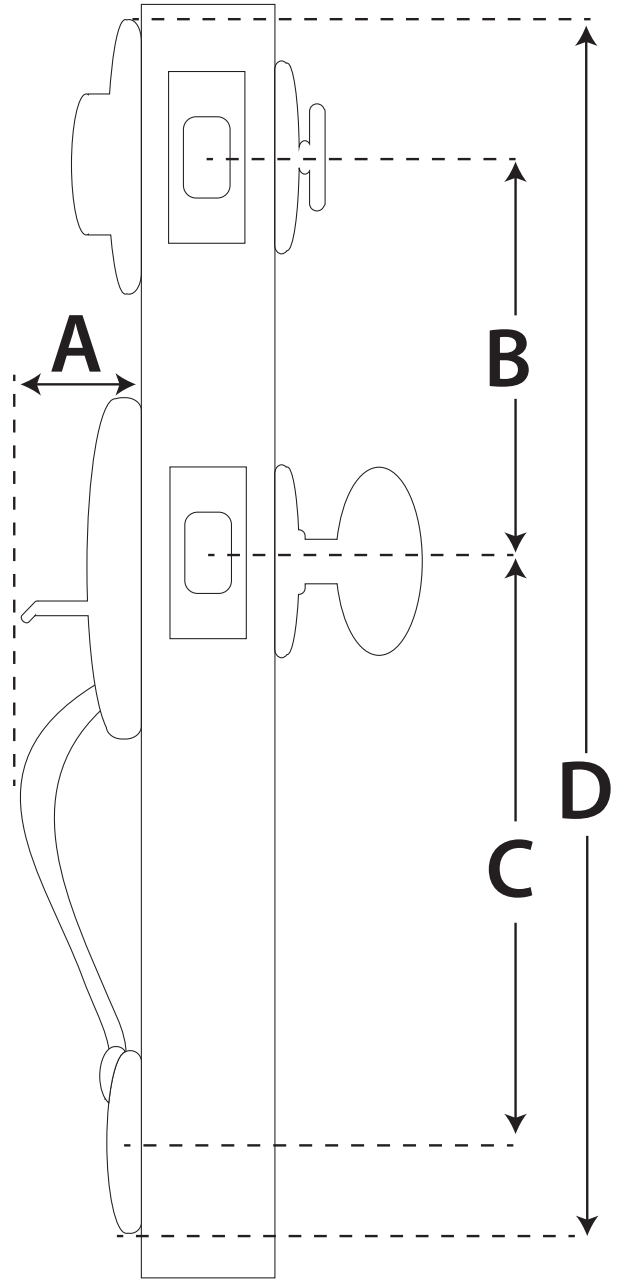
	A	B	C	D
Adirondack	3-13/32"	5-1/2"	8-3/4"	18-1/32"
Chesapeake	3-13/32"	5-1/2"	8-3/4"	18-23/32"
Del Mar	2-3/16"	5-1/2"	7"	16"
Elizabeth	3-5/16"	5-1/2"	8-13/32"	18-11/16"
Elkhorn	3-1/16"	5-1/2"	8-13/32"	18-3/4"
Fairbanks	3-1/8"	5-1/2"	8-13/32"	17-11/16"
Kodiak	3-1/16"	5-1/2"	8-13/32"	18-1/2"
La Jolla	2-13/32"	5-1/2"	8-13/32"	17-1/2"
Longview	3-1/8"	5-1/2"	8-13/32"	18-1/2"
Napa	2-8/9"	5-1/2"	8-13/32"	16-13/32"
New Hampshire	3-1/6"	5-1/2"	8-13/32"	17-5/8"
Santa Cruz	2-13/32"	5-1/2"	8-13/32"	17-1/2"
Seattle	2-7/16"	5-1/2"	8-13/32"	17-1/2"

BALDWIN PRESTIGE

	A	B	C	D
Avendale	3-13/8"	5-1/2"	8-4/9"	18-1/2"
Bighorn	3-1/10"	5-1/2"	8-2/5"	18-5/9"
Medina	3"	5-1/2"	8-2/5"	
Nautica	3-1/16"	5-1/2"	8-2/5"	
Pistoria	3-1/10"	5-1/2"	8-2/5"	
Spyglass	2-3/4"	5-1/2"	8-2/5"	
Wesley	3"	5-1/2"	8-2/5"	

KWIKSET

	A	B	C	D
Amador	2-5/32"	5-1/2"	8-13/32"	17-15/32"
Ashfield	2-21/32	5-1/2"	8-13/32"	17-3/4"
Austin	2-5/8"	5-1/2"	8-13/32-9-11/16"	18-3/8"
Avalon	2-21/32	5-1/2"	8-13/32"	18-5/32"
Arlington	2-17/32"	5-1/2"	11"	19-1/16"
Bellevue	2-1/32"	5-1/2"	8-13/32"	18-1/16"
Camino	2-15/16"	5-1/2"	8-13/32-9-11/16"	17-5/8"
Chelsea	2-5/32"	5-1/2"	9-11/16"	18-1/2"
Dakota	2-1/4"	5-1/2"	8-13/32"	17-5/8"
Hawthorne	2-7/8"	5-1/2"	8-13/32"	17-9/16"
Montara	2-19/32"	5-1/2"	8-13/32-9-11/16"	17-13/16"
Prague	2-25/32"	5-1/2"	8-13/32-9-11/16"	17-23/32"
Prescott	2-25/32"	5-1/2"	8-13/32-9-11/16"	17-3/4"
San Clemente	2-5/8"	5-1/2"	8-13/32-9-11/16"	17-29/32"
Shelburne	2-7/8"	5-1/2"	8-13/32"	18-1/4"
Tavaris	2-9/16"	5-1/2"	8-3/8"	17-7/8"



SCHLAGE FCT-SERIES

	A	B	C	D
Addison	3.16"	5-1/2"	8-3/8-9-7/8"	17.9"
Camelot	2.93"	5-1/2"	8-3/8-9-7/8"	17.84"
Century	2.41"	5-1/2"	8-3/8-9-7/8"	17.84"
Greenwich	2.88"	5-1/2"	8-3/8-9-7/8"	17.54"

SCHLAGE FC-SERIES

	A	B	C	D
Addison	3-1/8"	5-1/2"	8-3/8-9-7/8"	18"
Camelot	2-7/8"	5-1/2"	8-3/8-9-7/8"	12-9/16"
Century	2-7/32"	5-1/2"	8-3/8-9-7/8"	11-27/32"
Greenwich	3"	5-1/2"	8-3/8-9-7/8"	17-13/16"
Plymouth	2-9/32"	5-1/2"	8-3/8-9-7/8"	12-5/8"
Wakefield	2-7/16"	5-1/2"	8-3/8-9-7/8"	18"

SCHLAGE F-SERIES

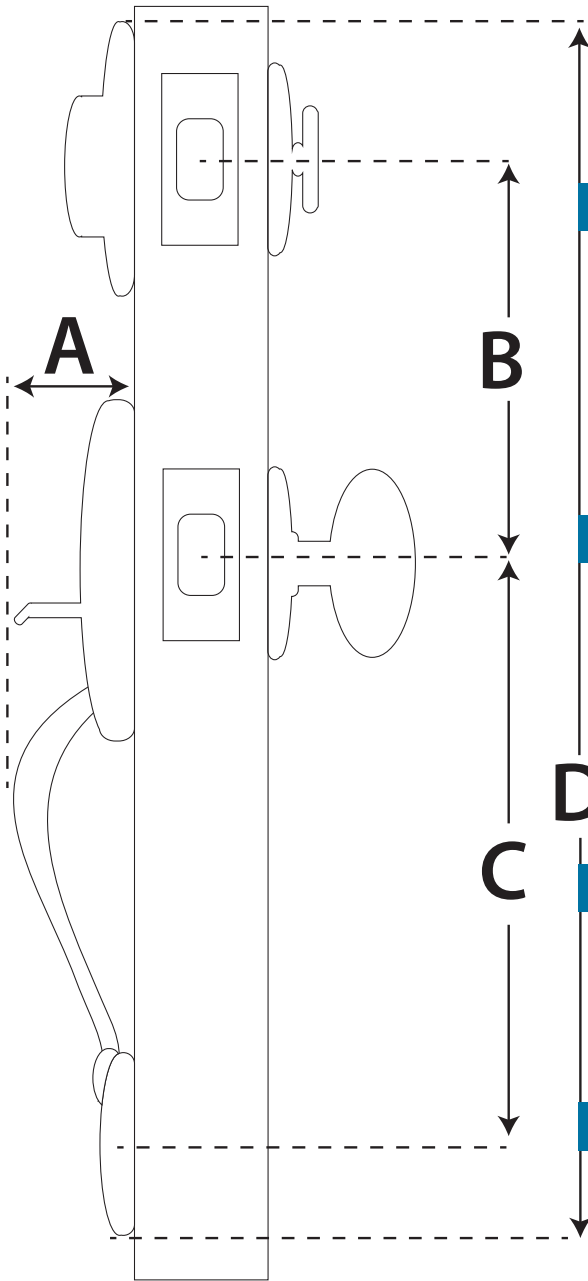
	A	B	C	D
Addison	3-1/8"	5-1/2"	8-3/8-9-7/8"	18-1/8"
Brookshire	2-1/2"	5-1/2"	3-3/8-9-7/8"	18-7/16"
Camelot	2-7/8"	5-1/2"	8-3/8-9-7/8"	18-1/16"
Century	2-7/32"	5-1/2"	8-3/8-9-7/8"	17-13/16"
Greenwich	3"	5-1/2"	8-3/8-9-7/8"	17-5/8"
Plymouth	2-9/32"	5-1/2"	8-3/8-9-7/8"	18-1/16"
Wakefield	2-7/16"	5-1/2"	8-3/8-9-7/8"	18-3/16"

SCHLAGE J-SERIES

	A	B	C	D
Barcelona	2-1/2"	5-1/2"	8-5/8"	18-1/4"
Paris	2-1/2"	5-1/2"	8-5/8"	18-1/4"
Sutton			5-1/2"	

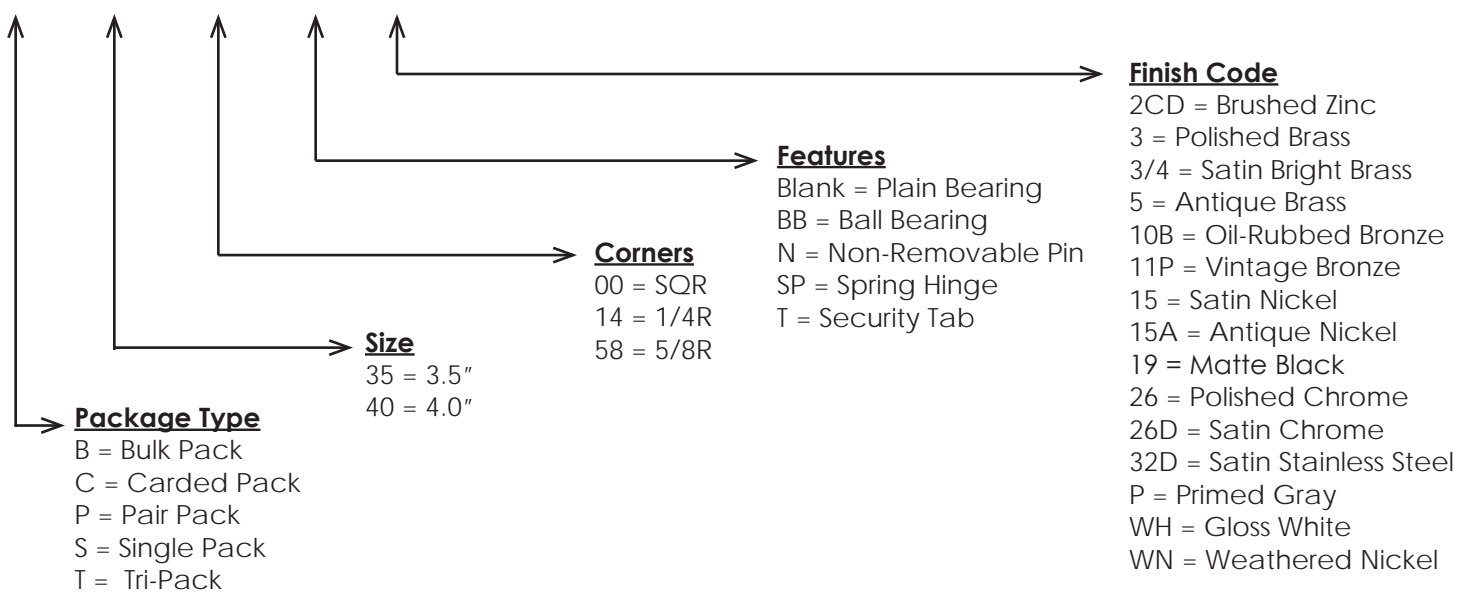
STONE HARBOR HARDWARE

	A	B	C	D
Cedar Brook	2-1/2"	5-1/2"	8-7/16"	17"
Mill Creek	2-3/4"	5-1/2"	8-7/16"	17-1/16"
Munich	2-1/4"	5-1/2"	8-3/8"	16-5/8"
Willow Park	2-1/4"	5-1/2"	8-7/16"	17-5/8"



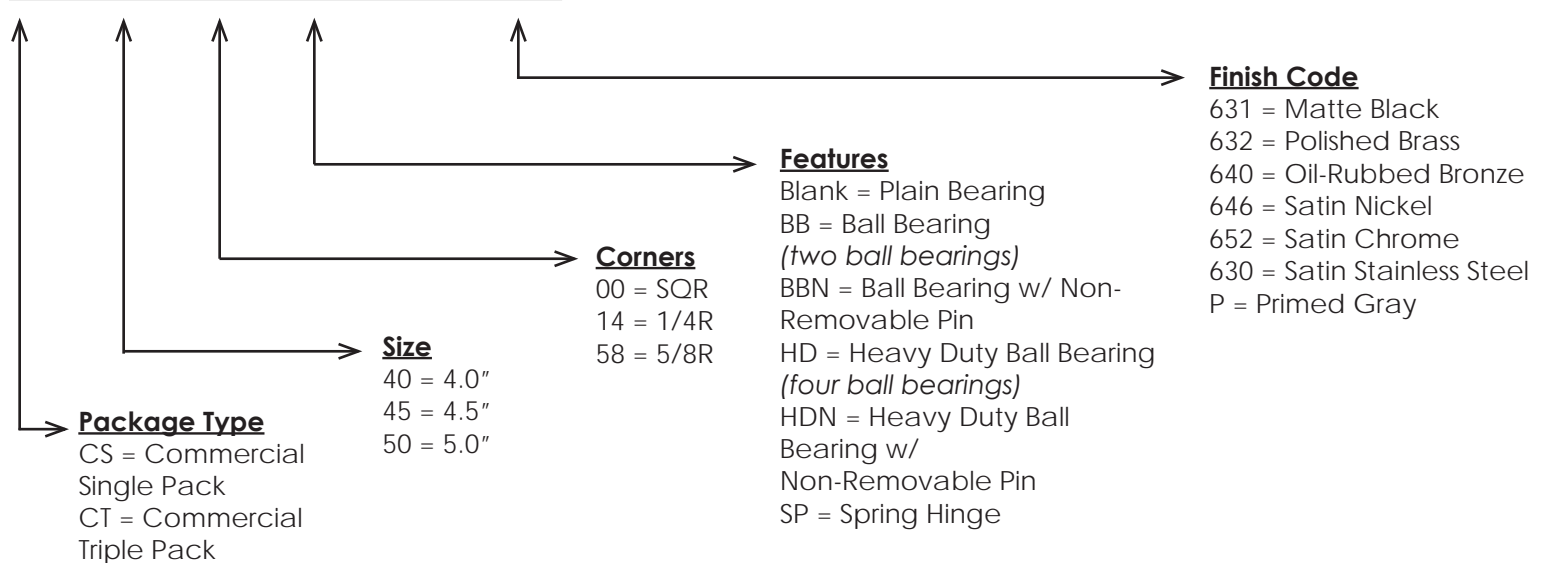
STONE HARBOR HARDWARE RESIDENTIAL DOOR HINGE CONFIGURATION CHART

B 35 58 BB - 15



STONE HARBOR HARDWARE COMMERCIAL DOOR HINGE CONFIGURATION CHART

CS 45 00 BB - 652



Kwikset

800 Series Handlesets

Concealed Screw Handlesets

(Kwikset Amherst, Ashfield, Avalon, Austin, Hawthorne, Shelburne, and Tavaris)

For these handlesets, order one of each of the following hardware packs:

- 81402 Handleset Thick Door Spindle
- 81780 Thick Door Pack for all Handlesets*
- 81691 780 Deadbolt Thick Door Pack*

687 Series Handlesets

Exposed Screw Handlesets

(Kwikset Belleview and Dakota)

For these handlesets, order one of each of the following hardware packs:

- 81402 Handleset Thick Door Spindle
- 81781 Thick Door Pack for all Handlesets*
- 86129 660 Deadbolt Thick Door Pack*

See page KW-37 for a complete listing of all our thick door kits for Kwikset locks.

***These parts are finish-specific. Please see page KW-37 for a complete item number listing.**

BALDWIN®

Single Cylinder Handlesets

8BR0701 Thick Door Kit*

Single Cylinder Deadbolts

8BR0704 Thick Door Kit*

Entry Knobs & Levers

8BR0706 Thick Door Kit*

Passage & Privacy Knobs & Levers

8BR0707 Thick Door Kit*

***These parts are finish-specific. Please see page BW-11 for a complete item number listing.**

Additional hardware kits available by special order. Contact our fine hardware consultant for details.



F58 Handlesets (for 2" - 2-1/4" thick doors)
61-076*

B60 Deadbolts (for 2-1/4" - 4" thick doors)
61-073*

BE365 / BE367 Electronic Deadbolts
(for 1-7/8" - 2-1/2" thick doors)
02-007

BE375 Electronic Deadbolts
(for 1-7/8" - 2-1/2" thick doors)
24666356

BE468 / BE469 Electronic Deadbolts
(for 1-7/8" - 2-1/2" thick doors)
23997877

BE489 Electronic Deadbolts
(for 1-7/8" - 2-1/2" thick doors)
B489-106

***These parts are finish-specific. Please see page SC-37 for a complete item number listing.**

Please note: Schlage does not offer thick door kits for F-series or J-Series entry, privacy or passage functions.



Delivering Hardware Solutions

www.jeskehardware.com
800.677.3383